

Research on Domestic Violence against Women in Turkey



Republic of Turkey
Ministry of Family and
Social Policies

**HACETTEPE
UNIVERSITY**

NEE INSTITUTE OF
POPULATION
STUDIES

ISBN: 978-605-4628-78-0

Printed by Elma Teknik Basım Matbaacılık
Çatal Sokak 11/A Maltepe 06570 Ankara
Tel: 312 229 92 65
www.elmateknikbasim.com

Book cover designed by Burak Elmas

Layout: Ayşegül Ustaoglu

Translated by Akya Akarsu

The information in this report is the sole responsibility of Hacettepe University Institute of Population Studies and can in no way be taken to reflect the views of the Republic of Turkey Ministry of Family and Social Policies the General Directorate on the Status of Women.

This report summarizes the findings of the “Research on Domestic Violence against Women in Turkey”. The beneficiary institution of this research is the Republic of Turkey Ministry of Family and Social Policies the General Directorate on the Status of Women. This research was implemented and financed by T.R. Ministry of Family and Social Policies the General Directorate on the Status of Women and was conducted by Hacettepe University Institute of Population Studies.

Research on Domestic Violence against Women in Turkey

Ankara, 2015



Republic of Turkey
Ministry of Family and
Social Policies



RESEARCH TEAM

— Key Experts

Assoc. Prof. Dr. İlknur Yüksel-Kaptanoğlu
Project Coordinator

Assoc. Prof. Dr. Alanur Çavlin
Quantitative Research Coordinator

Prof. Dr. Banu Akadlı Ergöçmen
Qualitative Research Coordinator

— Experts

Prof. Dr. Ş. Armağan Tarım

Prof. Dr. İsmet Koç

Prof. Dr. Ali Çağlar

Assoc. Prof. Dr. A. Sinan Türkyılmaz

Assoc. Prof. Dr. Mehmet Ali Eryurt

Assist. Prof. Dr. Hüseyin Tunç

Assist. Prof. Dr. Onur Alper Kılıç

Instr. Dr. Pelin Çağatay Seçkiner

Res. Assist. Dr. Tuğba Adalı

Res. Assist. Ayşe Abbasoğlu Özgören

— Consultants

Assoc. Prof. Dr. Filiz Kardam

Prof. Dr. Gülriz Uygur

Psychologist Bişeng Özdiñ

— Project Assistants

Hilal Arslan

Pınar Karababa Kayalığıl

Akya Akarsu

Ceyda Başak Sayılğan

— T.R. Ministry of Family and Social Policies, The General Directorate on the Status of Women, Project Monitoring Group

Dr. Banu Tuncay Yıldız

Dr. Zeynep Göknıl Şanal

Dr. Sevim Can

N. Özgün Baltacı

Müge Toker Erdoğan

Ceren Uçar

Contents



CONTENTS

TABLES	10
FIGURES	14
ABBREVIATIONS	16
PREFACE	19
FOREWORD	23
MAP OF REGIONS AND PROVINCES	27
Chapter 1. Introduction	
İlknur Yüksel-Kaptanoğlu and Ş.Armağan Tarım	31
1.1. Combating violence against women.....	31
1.2. Studies on violence against women.....	33
1.3. Combating violence against women in Turkey.....	34
1.4. Research on Domestic Violence against Women in Turkey 2014.....	38
QUANTITATIVE RESEARCH	
Chapter 2. Quantitative Research Methodology	
Ahmet Sinan Türkyılmaz, Tuğba Adalı and Pelin Çağatay Seçkiner	45
2.1. Survey sample.....	45
2.1.1. Sample size and allocation.....	46
2.1.2. Sample selection.....	47
2.2. Measures regarding ethical and safety rules.....	48
2.3. Violence against women definitions used in the research.....	50
2.4. Survey questionnaire.....	53
2.5. Data collection activities and data processing.....	54
2.5.1. Selection and training of field teams/pilot study.....	54
2.5.2. Fieldwork.....	55
2.5.3. Data processing.....	55
2.6. Response rates.....	56
Chapter 3. Background Characteristics of the Household Population	
İsmet Koç and Tuğba Adalı	61
3.1. Household population and household composition.....	61
Chapter 4. Background Characteristics of Women	
Alanur Çavlin and Pelin Çağatay Seçkiner	69
4.1. Background characteristics of women.....	69
4.2. The marital status of women and early marriages.....	75
Chapter 5. Prevalence of Violence against Women	
İlknur Yüksel-Kaptanoğlu and Alanur Çavlin	83
5.1. Violence against women by husbands or intimate partners.....	84
5.1.1. Physical and sexual violence.....	85
5.1.1.1. Severity of physical violence and acts of physical violence.....	87

5.1.1.2. Acts of sexual violence.....	91
5.1.1.3. Experiencing physical and sexual violence together.....	92
5.1.1.4. Physical and/or sexual violence by marital status.....	93
5.1.1.5. Physical and sexual violence by education.....	94
5.1.2. Emotional violence/abuse.....	95
5.1.2.1. Controlling behaviors toward women.....	97
5.1.3. Economic violence/abuse.....	100
5.1.4. The relationship between early marriages and violence/abuse.....	102
5.1.5. Characteristics of abusive men.....	104
5.2. Women's attitudes toward gender roles and violence.....	109
5.3. Violence against women by people other than their husbands or intimate partners.....	114
5.3.1. Physical violence after the age of 15.....	114
5.3.2. Sexual violence after the age of 15.....	116
5.3.3. Emotional violence/abuse after the age of 15.....	116
5.3.4. Childhood sexual abuse.....	117
5.3.5. Prevention of education and work.....	119
5.3.6. Stalking.....	120
5.4. Discussion.....	123
Chapter 6. Consequences of Violence against Women	
Mehmet Ali Eryurt and Pelin Çağatay Seçkiner.....	129
6.1. Injuries due to violence.....	129
6.2. Physical violence during pregnancy.....	134
6.3. He quality of services provided during application to health institutions as a result of violence.....	137
6.4. Physical and/or sexual violence and general health.....	138
6.5. Physical and/or sexual violence and mental health.....	140
6.6. Intergenerational transmission of violence.....	142
6.7. Effects of violence on children.....	146
6.8. Discussion.....	147
Chapter 7. Coping Strategies for Violence against Women	
Banu Akadlı Ergöçmen, Ahmet Sinan Türkyılmaz and Ayşe Abbasoğlu Özgören.....	153
7.1. Reasons for violence from the women's points of view.....	153
7.2. Strategies used by women to cope with violence and the services.....	157
7.2.1. Telling about the violence to immediate social networks.....	157
7.2.2. Fighting back.....	161
7.2.3. Leaving home due to violence.....	163
7.2.4. Applications to institutions/organizations due to violence.....	166
7.3. Combat against stalking.....	174
7.4. Discussion.....	176

Chapter 8. Level of Information on the Legislation on Combating Violence against Women

Alanur Çavlin and Tuğba Adalı	181
8.1. Awareness on selected articles from the Turkish Civil Code and the Turkish Penal Code.....	181
8.2. The level of awareness of the cautionary decisions in Law No. 6284.....	185
8.3. The cautionary decisions taken under Law No. 6284.....	191
8.4. Discussion.....	192

QUALITATIVE RESEARCH

Chapter 9. Qualitative Research: Objectives and Methodology

Banu Akadlı Ergöçmen and İlknur Yüksel-Kaptanoğlu	199
9.1. Objective of the qualitative research.....	199
9.2. Methodology: Interviews and content analysis.....	201
9.2.1. In-depth interviews.....	201
9.2.1.1. In-depth interviews with women who made institutional applications.....	202
9.2.1.2. In-depth interviews with men who have been found guilty.....	203
9.2.1.3. In-depth interviews with experts/professionals/managers.....	204
9.2.2. Focus group discussions with men.....	205
9.2.3. Content analysis.....	206

Chapter 10. Institutional Application Process Regarding Violence against Women

Banu Akadlı Ergöçmen	209
10.1. Institutional application process from women's points of view.....	210
10.1.1. Women's decisions of making institutional application.....	210
10.1.2. Experiences during the institutional application process from the women's points of view.....	213
10.2. Views of women who made institutional applications about the institutions that provide services for combating violence.....	217
10.2.1. The sources of the information regarding the institutions that the applications were made.....	218
10.2.2. The opinions of women on the institutions to which they applied.....	219
10.3. Stalking.....	227
10.4. Discussion.....	227

Chapter 11. Views of Men on Violence against Women

İlknur Yüksel-Kaptanoğlu	233
11.1. The reasons for violence against women from the points of view of men.....	233
11.1.1. The reasons for violence from the points of view of young men who have participated in the focus group discussions.....	233
11.1.1.1. Violence as a result of power relations.....	234
11.1.1.2. The tolerance of the society toward violence and the impact of the family on the legitimacy of violence.....	238
11.1.1.3. Men's perceptions of "betrayal" and "honor".....	243

11.1.1.4. Women being aware of their rights and their "disobedience"	244
11.1.1.5. The responsibilities of men as the breadwinners	246
11.1.1.6. Alcohol use of men	248
11.1.2. The reasons for violence from the points of view of men who have injured or murdered women.....	249
11.1.2.1. Injury or murder occurring as a result of an "accident"	250
11.1.2.2. Blaming their wives that they killed and justification of the murder	252
11.2. Opinions of men on the combat against violence and Law No. 6284.....	254
11.2.1. Information on Law No. 6284	255
11.2.2. Opinions on Law No. 6284	256
11.2.2.1. Opinions on some cautionary decisions mentioned during the interviews.....	258
11.2.2.2. The deterrent effect of Law No. 6284 on the prevention of violence	263
11.3. Media coverage of violence against women from the men's points of view.....	264
11.4. Discussion.....	266

Chapter 12. New Institution for Combating Violence against Women: Violence Prevention and Monitoring Centers (ŞÖNİM)

Pınar Karababa Kayalığıl and Hilal Arslan.....	271
12.1. The structuring process of the content analysis.....	272
12.2. Findings of the content analysis.....	275
12.2.1. Definitions regarding the individuals	275
12.2.2. Attitudes toward the individuals.....	277
12.2.3. Expressions regarding the forms of relationships used in the reports.....	278
12.2.4. Features of the settings.....	278
12.2.5. Forms of violence.....	279
12.2.6. Provided services.....	280
12.2.7. Protective and preventive cautionary decisions	281
12.3. The profiles of the victims of violence and some characteristics of the perpetrators of violence.....	282
12.4. Social network analysis.....	283
12.5. Discussion.....	285

Chapter 13. Highlights of the Interviews Regarding the Combat with Violence against Women

Banu Akadlı Ergöçmen.....	291
13.1. Opinions on combating violence against women: At the individual level.....	291
13.1.1. Revealing the violence and the perpetrators of violence.....	292
13.1.2. Getting help and psychological support.....	296
13.1.3. Economic independence of women.....	299
13.1.4. Recommendations which lay the responsibility of combating violence on women.....	302
13.2. Opinions on combating violence against women: At the societal level.....	304

13.2.1. Mentality transformation: being a society sensitive to gender equality	304
13.2.2. Awareness trainings on violence against women	310
13.2.3 The way violence is presented in the media and the legitimization of violence in the media	312
13.3. Opinions on combating violence against women:	
At the institutional level.....	314
13.3.1. Opinions on Law No. 6284	315
13.3.1.1. Protective cautionary decisions.....	315
13.3.1.1.1. Opinions on the temporary protection cautionary decisions.....	316
13.3.1.1.2. Opinions on the cautionary decision on providing shelter.....	317
13.3.1.1.3. Opinions on the cautionary decision of changing the identity and other information and documents.....	321
13.3.1.2. Preventive cautionary decisions	322
13.3.1.2.1. Opinions on the cautionary decision related to the suspension of the perpetrators and allocation of the shared residences to the protected persons.....	323
13.3.1.2.2. Opinions on the treatment of the perpetrators of violence in case of an alcohol, drug or stimulant addiction.....	325
13.3.1.3. Opinions and recommendations on the cautionary decision of preventive imprisonment.....	326
13.3.2. Recommendations on the operation of ŞÖNİM.....	327
13.3.3. Problems encountered during the services on combating violence	329
13.3.3.1. Lack of resources	329
13.3.3.2. In-service training: The training of professionals working in the field of combating violence.....	331
13.3.3.3. Institutional operation.....	333
13.4. Discussion.....	336

Chapter 14. Conclusion and Recommendations

İlknur Yüksel-Kaptanoğlu, Alanur Çavlin and Banu Akadlı Ergöçmen	341
14.1. Overview of the research results	341
14.2. Recommendations that evaluate the research results	351
14.2.1. Recommendations regarding the areas of responsibility of public institutions/organizations.....	352
14.2.2. Research and further analysis recommendations.....	355

ANNEXES

Annex A Research Organization	359
Annex A1. Research Team	363
Annex A2. Research Personnel.....	367
Annex A3. Research on Domestic Violence against Women in Turkey, selected provinces and field study routes.....	371
Annex A4. Sample coverage and sample weights	375

Annex B Annexes of the Chapters	391
Annex B1. Combating domestic violence against women: Institutions and organizations that provide services for the victims of violence.....	395
Annex B2. Annex Tables of Chapter Four.....	409
Annex B3. Annex Tables and Figures of Chapter Five.....	421
Annex B4. Annex Tables of Chapter Six.....	441
Annex B5. Annex Tables and Figures of Chapter Seven.....	451
Annex B6. Annex Tables of Chapter Eight.....	469
Annex B7. Annex Tables of Chapter Nine.....	473
Annex B8. Annex Tables of Chapter Twelve.....	479
Annex B9. Descriptive analysis of ŞÖNİM applications.....	487
Annex C Survey Questionnaires	493
Annex C1. Household Questionnaire.....	495
Annex C2. Women's Questionnaire.....	503
 REFERENCES	 557

TABLES

Table 2.1	Research on Domestic Violence against Women in Turkey, Sample Allocations-Regions, Turkey 2014.....	48
Table 2.2	Response rates, Turkey 2014.....	57
Table 3.1	Age distribution of the household population	62
Table 3.2	Educational attainment of the household population	63
Table 3.3	Household composition.....	64
Table 3.4	Number of households and household population.....	65
Table 4.1	Background characteristics of women.....	69
Table 4.2	Basic social and demographic characteristics of women.....	70
Table 4.3	Women's educational level.....	71
Table 4.4	Women's level of literacy.....	72
Table 4.5	Occupational status of women (by type of residence, region, age and wealth level).....	73
Table 4.6	Occupational status of women (by education, marital status and number of children).....	74
Table 4.7	Marital status.....	75
Table 4.8	Percentages of marriages before and after the age of 18.....	77
Table 4.9	The formation of early marriages.....	78
Table 5.1	Prevalence of physical and/or sexual violence.....	86
Table 5.2	Severity of physical violence	88
Table 5.3	Acts of physical violence and their frequencies	90
Table 5.4	Acts of sexual violence	91
Table 5.5	Percentage of forms of violence	92
Table 5.6	Prevalence of physical violence by relationship status.....	93
Table 5.7	Prevalence of physical and sexual violence by educational level.....	94
Table 5.8	Prevalence of emotional violence/abuse.....	96
Table 5.9	Acts of emotional violence/abuse.....	97
Table 5.10	Controlling behaviors toward women	99
Table 5.11	Prevalence of economic violence/abuse.....	101
Table 5.12	Prevalence of physical and/or sexual violence and emotional violence/abuse by the age of marriage	103
Table 5.13	Percentage distribution of men's social and demographic characteristics, bad habits and the violence history in their families	106
Table 5.14	Percentages of men's use of physical and sexual violence by their social and demographic characteristics, bad habits and violence history in their families.....	108
Table 5.15	Attitudes toward gender roles.....	110
Table 5.16	Attitudes toward physical violence.....	112
Table 5.17	Attitudes toward forced sexual relationship within the marriage.....	113
Table 5.18	Physical and sexual violence and emotional violence/abuse after the age of 15.....	115
Table 5.19	Sexual abuse before the age of 15.....	118

Table 5.20	Prevention of education and work.....	120
Table 5.21	Types of stalking and the perpetrators.....	122
Table 6.1	Injuries due to violence.....	130
Table 6.2	Number of injuries as a result of violence.....	132
Table 6.3	Physical violence during pregnancy.....	135
Table 6.4	Change in physical violence during pregnancy.....	136
Table 6.5	The relationship between physical and/or sexual violence and physical and psychological health.....	140
Table 7.1	Reasons for physical violence according to the women (type of residence and region).....	154
Table 7.2	Reasons for physical violence according to the women (social and demographic characteristics).....	156
Table 7.3	Telling about the violence.....	158
Table 7.4	People from the immediate social networks of victims of violence who have offered them help.....	160
Table 7.5	Fighting back against physical violence for self-defense.....	162
Table 7.6	Most prevalent reasons for leaving home due to violence.....	164
Table 7.7	Most prevalent reasons for returning home after leaving due to violence.....	165
Table 7.8	Most prevalent reasons for not leaving home due to violence.....	165
Table 7.9	The level of awareness of institutions/organizations working for the combat against violence.....	169
Table 7.10	Individual applications made to the institutions/organizations working f or the combat against violence.....	170
Table 7.11	Conditions under which the statements were taken by the police.....	171
Table 7.12	Results of the applications made to the police.....	172
Table 7.13	Referral to institutions/organizations.....	172
Table 7.14	The impact of the applications made to the institutions/organizations on the continuation of violence.....	173
Table 7.15	Most prevalent reasons for applying or not applying to institutions/organizations.....	174
Table 7.16	Applications made to the institutions/organizations due to stalking.....	175
Table 8.1	Women's levels of awareness of articles of law on marriage and basic rights.....	184
Table 8.2	Level of awareness of cautionary decision in Law No. 6284.....	187
Table 8.3	The cautionary decisions taken as per Law No. 6284.....	190

ANNEX TABLES

Annex A3

Annex Table A3.1 Research on Domestic Violence against Women in Turkey, selected provinces.....	371
Annex Table A3.2 Quantitative research fieldwork routes.....	372

Annex A4

Annex Table A4.1 Response categories and rates by region and type of residence, Turkey 2014.....	377
Annex Table A4.2 Comparison of the age structures of the Researches on Domestic Violence against Women in Turkey: Percentage distribution of all and ever-married women aged 15-59 by five-year age groups, NUTS 1 regions and Turkey, Turkey 2014	380
Annex Table A4.3 Percentages of lifetime physical and sexual violence obtained from the Researches on Domestic Violence against Women in Turkey: ever-married women aged 15-59, NUTS 1 regions and Turkey, Turkey 2014.....	385
Annex Table A4.4 Percentages of physical and sexual violence within the last 12 months obtained from the Researches on Domestic Violence against Women in Turkey: ever-married women aged 15-59, NUTS 1 regions and Turkey, Turkey 2014.....	386
Annex Table A4.5 Comparison of the educational levels of interviewed women in the Researches on Domestic Violence against Women in Turkey: Percent distribution of all women aged 15-59 by educational level, NUTS 1 regions and Turkey, Turkey 2014.....	387
Annex Table A4.6 Comparison of the response rates of interviewed women in the Researches on Domestic Violence against Women in Turkey: Percent distribution of all women aged 15-59 by regions, Turkey 2014.....	389
Annex Table A4.7 Comparison of the response rates of interviewed women in the Researches on Domestic Violence against Women in Turkey: Percent distribution of all women aged 15-59 by five-year age groups, Turkey 2014	389
Annex Table A4.8 Comparison of response rates of interviewed women in the Researches on Domestic Violence against Women in Turkey: Percent distribution of all women aged 15-59 by educational status, Turkey 2014.....	390

Annex B2

Annex Table 4.1 Economic sectors in which women work (by type of residence, region, age and wealth level)	411
Annex Table 4.2 Economic sectors in which women work	

	(by education, marital status and number of children).....	412
Annex Table 4.3	Working women by public/private sector (by type of residence, region, age and wealth level)	413
Annex Table 4.4	Working women by public/private sector (education, marital status and number of children)	414
Annex Table 4.5	Occupational statuses of women (by type of residence, region and wealth level)	415
Annex Table 4.6	Occupational statuses of women (by age, education, marital status and number of children).....	416
Annex Table 4.7	Social security of women (by type of residence, region, age and wealth level)	417
Annex Table 4.8	Social security of women (by education, marital status and number of children).....	418
Annex Table 4.9	Health insurance of women (by type of residence, region, age and wealth level).....	419
Annex Table 4.10	Health insurance of women (by education, marital status and number of children).....	420
Annex B3		
Annex Table 5.1	Acts of physical violence and their frequencies	423
Annex Table 5.2	Acts of sexual violence	425
Annex Table 5.3	Forms of violence: overlap of physical and sexual violence	426
Annex Table 5.4	Prevalence of physical and/or sexual violence by relationship status.....	427
Annex Table 5.5	Acts of emotional violence/abuse	428
Annex Table 5.6	Acts of economic violence/abuse.....	429
Annex Table 5.7	Perpetrators of physical violence after the age of 15	430
Annex Table 5.8	Perpetrators of sexual violence after the age of 15	431
Annex Table 5.9	Perpetrators of emotional violence/abuse after the age of 15	432
Annex Table 5.10	Perpetrators of sexual abuse before the age of 15	433
Annex Table 5.11	People who prevent education	434
Annex Table 5.12	People who prevent work after the age of 15	435
Annex Table 5.13	Physical and/or sexual violence and emotional violence/abuse	436
Annex Table 5.14	Acts of economic violence/abuse.....	436
Annex B4		
Annex Table 6.1	Types of injuries.....	443
Annex Table 6.2	Health care personnel.....	444
Annex Table 6.3	Physical and/or sexual violence and general health and health within the last 4 weeks	445
Annex Table 6.4	Physical and/or sexual violence and the thought of ending life	446
Annex Table 6.5	Physical violence among different generations	447
Annex Table 6.6	The effect of violence on children (by type of residence and region).....	448
Annex Table 6.7	The effect of violence on children (by social and demographic characteristics).....	449

Annex B5

Annex Table 7.1	Reasons for physical violence according to women (by type of residence and region).....	453
Annex Table 7.2	Reasons for physical violence according to women (by social and demographic characteristics)	455
Annex Table 7.3	The impact of fighting back against violence for self-defense on violence.....	457
Annex Table 7.4	The first place that women go after leaving their homes due to violence.....	458
Annex Table 7.5	Reasons for leaving home due to violence.....	459
Annex Table 7.6	Reasons for returning after leaving home due to violence	461
Annex Table 7.7	Reasons for not leaving home due to violence	462
Annex Table 7.8	Reasons for applying to institutions/organizations due to violence	463
Annex Table 7.9	Reasons for not applying to institutions/organizations due to violence.....	464

Annex B6

Annex Table 8.1	Sources of information regarding the laws on marriage and basic rights.....	471
Annex Table 8.2	Sources of information regarding the selected cautionary decisions from Law No. 6284	472

Annex B7

Annex Table 9.1	In-depth interviews conducted with women who have made institutional applications.....	475
Annex Table 9.2	In-depth interviews conducted with men who received a sentence.....	476
Annex Table 9.3	In-depth interviews with experts/professionals/managers.....	477
Annex Table 9.4	Focus group discussions with men.....	478

Annex B8

Annex Table 12.1	The distribution of documents found in the 31 analyzed files prepared for the applications made between 21.12.2012 and 25.10.2013 to Ankara ŞÖNİM.....	481
Annex Table 12.2	Definitions regarding the individuals and forms of relationships in the selected documents	482
Annex Table 12.3	Distribution of forms of violence in the selected reports.....	483
Annex Table 12.4	Cautionary decisions in the selected documents	484
Annex Table 12.5	The profiles of the victims of violence.....	485
Annex Table 12.6	Abbreviations used in Figure 12.1.....	486
Annex Table 12.7	Available and missing categories in the reports.....	486

FIGURES

Figure 3.1	Population pyramid.....	61
Figure 6.1	Types of injuries.....	133
Figure 6.2	The quality of provided services in health institutions	138

Figure 6.3	Violence and general health	139
Figure 6.4	Violence and health within the last 4 weeks.....	139
Figure 6.5	Physical and/or sexual violence and thoughts of ending life	141
Figure 6.6	Physical and/or sexual violence and attempt to end life	142
Figure 6.7	The exposure of mothers of women and mothers of women's intimate partners to physical violence	143
Figure 6.8	Physical violence exposure among women according to their mothers' exposure to violence.....	143
Figure 6.9	Infliction of violence by men according to their mothers' exposure to physical violence	144
Figure 6.10	Transmission of physical violence from mothers to children.....	145
Figure 6.11	Transmission of physical violence from intimate partners to children	146
Figure 6.12	The effect of violence on children.....	147
Figure 7.1	Leaving home due to violence	163
Figure 7.2	Application to institutions/organizations due to violence	166
Figure 7.3	Comparison of telling about the violence with applying to institutions/organizations due to violence (by region and type of residence)	167
Figure 7.4	Comparison of telling about the violence with applying to institutions/organizations (by background characteristics).....	168
Figure 8.1	Sources of information about articles of law on marriage and basic rights	185
Figure 8.2	Sources of information on the selected cautionary decisions in law No. 6284	189
Figure 8.3	Implementation of cautionary decisions and satisfaction with these decisions	192
Figure 12.1	Inter-institutional correspondence network	285
Annex Figure 5.1	Prevalence of physical, sexual, emotional violence/abuse and economic violence/abuse, 2008-2014.....	437
Annex Figure 5.2	Prevalence of lifetime physical violence, 2008-2014.....	437
Annex Figure 5.3	Prevalence of lifetime sexual violence, 2008-2014	438
Annex Figure 5.4	Prevalence of lifetime physical and/or sexual violence, 2008-2014.....	438
Annex Figure 5.5	Prevalence of physical and/or sexual violence within the last 12 months, 2008-2014	439
Annex Figure 7.1	Leaving home due to violence	465
Annex Figure 7.2	Changes in telling about the violence, 2008-2014 (by region and type of residence)	465
Annex Figure 7.3	Changes in telling about the violence, 2008-2014 (by background characteristics)	466
Annex Figure 7.4	Changes in applying to institutions/organizations due to violence, 2008-2014 (by region and type of residence).....	466
Annex Figure 7.5	Changes in applying to institutions/organizations due to violence, 2008-2014 (by background characteristics).....	467

Abbreviations

ABPRS	Address Based Population Registry System
CEDAW	The Convention on the Elimination of All Forms of Discrimination against Women
CFCU	Central Finance and Contracts Unit
DEFF	Design Effect (related to the determination of sample size)
DHS	Demographic and Health Survey
EC	European Commission
ECD	European Commission Delegation
EU	European Union
HUIPS	Hacettepe University Institute of Population Studies
DGSW	General Directorate on the Status of Women
NGO	Non-Governmental Organization
NUTS	Nomenclature of Territorial Units of Statistics
PSU	Primary Sampling Unit
ŞÖNİM	Violence Prevention and Monitoring Centers
TDHS	Turkey Demographic and Health Survey
TURKSTAT	Turkish Statistical Institute
UN	United Nations
UNFPA	United Nations Population Fund
UNICEF	United Nations Children's Fund
VAW	Violence against Women
WHO	World Health Organization

PREFACE



PREFACE

Violence against women is a social problem that threatens women's lives and impedes their involvement in social life. Violence against women, which is a problem occurring all over the World despite the policies and implementations at the national and international level, requires a joint and decisive struggle on national level, through multi-dimensional, coherent, inclusive plans and policies. For the first time in 2008, a comprehensive "Research on Domestic Violence against Women in Turkey" was conducted with the aim of identifying the extent of violence against women, determining the causes and meeting the need of data collection in this field. From that time until now, in light of the results of the aforementioned research, significant progress has been made regarding the improvement of legal regulations on violence against women and implementation of policies developed for the struggle with violence against women in a manner that will cover every layer of society.

"The Research on Domestic Violence against Women in Turkey" conducted in 2014 is important for revealing the change in violence against women during the period since the 2008 research. Furthermore, concerning violence against women, the research will undertake an important mission for approaching social policies that will be established based on the institution of family, which is the foundation of society and which ensures social sustainability, in an inclusive and integrated manner.

With the belief that violence against women is unacceptable, our Ministry continues its efforts with determination in a wide range and with the comprehensive collaboration of all parties. Within this context, our efforts concerning the combat with violence against women which includes the legislative amendments; the trainings and efforts to raise awareness; the enhancement of collaboration and cooperation between institutions; the empowerment of institutional mechanisms for the protection and support of victims of violence can be evaluated as our continuing priority topics.

"The Council of Europe Convention on Preventing and Combating Violence against Women and Domestic Violence" also known as İstanbul Convention is a significant international legal step for the combat with violence against women. Our country put forth its determination regarding the combat with violence against women by being among the first signatory countries and ratifying the Convention without hesitation. Furthermore, with the aim of reflecting the İstanbul Convention in our national legislation, "Law No. 6284 on the Protection of the

Family and the Prevention of Violence against Women" was prepared and put into force in 2012. The aforementioned Law which took the combat with violence against women to the next level by strengthening the legal infrastructure set a precedent at international level with its comprehensive regulations.

After the execution of the legal amendments and the strengthening of the institutional infrastructure, "the Research on Domestic Violence against Women in Turkey" conducted in 2014, will make a significant contribution in terms of demonstrating the results of zero-tolerance policies implemented by our Ministry toward combating violence against women in a multi-dimensional manner while, ensuring that protective-preventive, rehabilitative and guiding cautionary decisions concerning the combat with violence against women taking part in basic policies and their implementation.

I wish that the aforementioned research will be a resource for efforts regarding the combat with violence against women, as well as raise the social awareness and sensitivity toward this issue and I thank everyone who contributed to the research.

Assoc. Prof. Dr. Ayşenur İSLAM
Minister of Family and Social Policies

FOREWORD



FOREWORD

Violence against women is still a problem in Turkey, as it is in many countries. Violence, which is a form of human rights violation and discrimination against women, is among the top priority social responsibilities which has to be combated nationwide. For the prevention of violence against women, studies conducted in collaboration with non-governmental organizations, women's organizations, public organizations and universities are important. The responsibilities of academic institutions for establishing data-based policies by generating reliable and up-to-date data gain importance. In this context, as Hacettepe University Institute of Population Studies, with the "Research on Domestic Violence against Women in Turkey" we present current necessary information on the prevalence and causes of violence, the challenges faced by women and their coping strategies, as well as information that covers recently implemented legal regulations, which are needed for combating violence against women.

The Research on Domestic Violence against Women in Turkey serves as a follow-up study of the 2008 research conducted by a consortium in partnership with our Institute. The data of the research has been gathered using quantitative and qualitative research methods.

The quantitative study has been conducted throughout Turkey, in the target sample of 15,072 households representing 12 statistical regions, urban and rural areas through face-to-face interviews with women aged 15-59. The results obtained from the quantitative study, contain information on different forms of violence such as prevention of education or work in a paid job outside the house and disruption of daily life as a result of stalking, along with physical, sexual and emotional violence that women have experienced by their current or former intimate partners such as, their husbands, fiancés, betrothed and boyfriends. Furthermore, information on forms of violence that women have experienced by other people, especially by their family or immediate social networks has also been gathered.

On the other hand, the qualitative study component primarily focused on the process of institutional application that women use to combat violence, as well as, opinions and suggestions on Law No. 6284 on the Protection of the Family and the Prevention of Violence against Women which is one of the critical steps taken for combating violence against women. Since the focus of the quantitative study is the prevalence of violence and the efforts engaged in toward the combat with violence against women, the information has only been gathered from women.

Nevertheless, in the qualitative study, the opinions of young males and males who have been found guilty of domestic violence are also included.

I would like to sincerely thank the Ministry of Family and Social Policies, the General Directorate on the Status of Women, who provided the financial source for the study, for their support and cooperation throughout the study; TURKSTAT authorities for their contribution to sample selection; authorities of the provincial directorates of the Ministry of Family and Social Policies and Governorships of the visited provinces during the quantitative study for their support; the Ministry of Justice, Ankara ŞÖNİM, Ankara Metropolitan Municipality, Çankaya Municipality, Keçiören Municipality and the Women's Solidarity Foundation for their support during the fieldwork of the qualitative study. I would also like to thank the consultants of the research Assoc. Prof. Dr. Filiz Kardam, Prof. Dr. Gülriz Uygur and Psychologist Bişeng Özdiñç for their valuable contributions to various stages of the research; Ebru Hanbay and Candan Dumrul from the Women's Solidarity Foundation; Gülsen Ülker from the Association for Monitoring Gender Equality for their contributions to the training stage of the study.

I congratulate all field workers of the study who worked as interviewer, team supervisor, field editor and data entry staff and I express my sincere gratitude to all the women who have participated in the study and shared information about their private lives.

I would like to thank our Rector Prof. Dr. A. Murat Tuncer for his support in every stage of the study; Assoc. Prof. Dr. İlknur Yüksel-Kaptanođlu for her successful coordination of the study; the distinguished researchers of our university who conducted the project with dedication and hard work and the administrative staff of our university who carried out the administrative tasks of the research successfully.

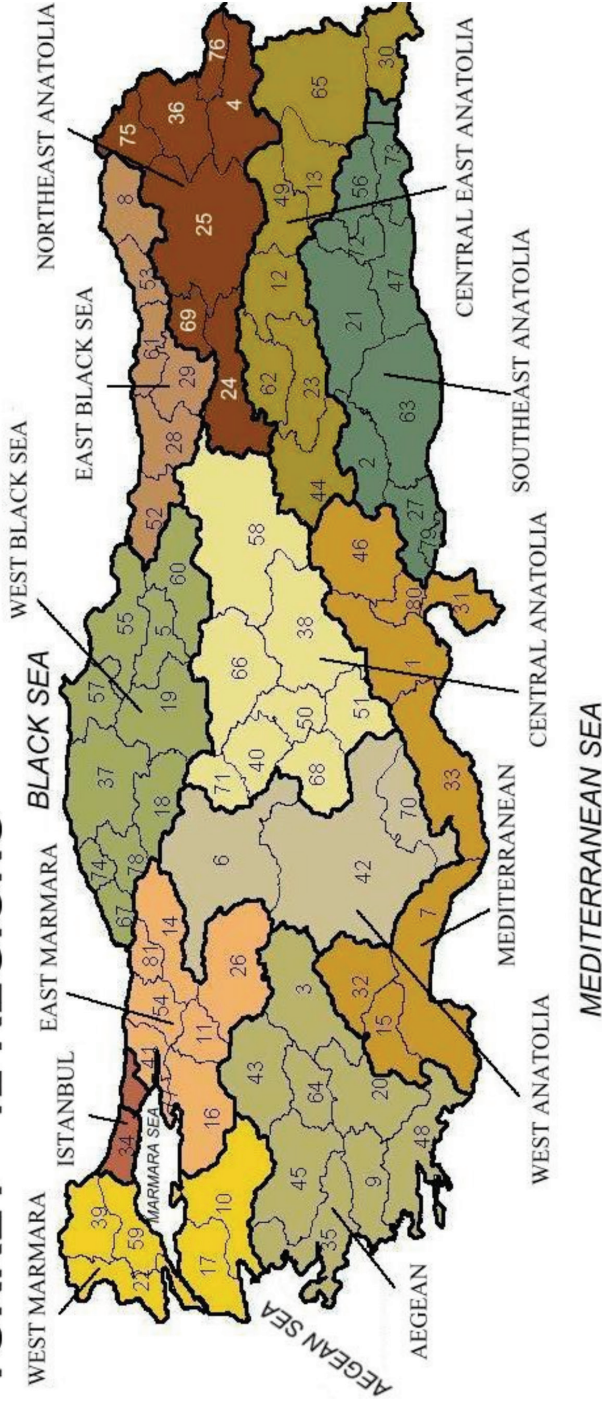
Finally, I would also like to thank our families for their understanding for the busy schedule during the research and for not withholding their support. I wish the results obtained from the Research on Domestic Violence against Women in Turkey will contribute to the policies which will be established for combating violence against women.

Prof. Dr. A. Banu Ergöçmen
Director, Institute of Population Studies



MAP OF REGIONS AND PROVINCES

TURKEY - 12 REGIONS



REGIONS AND PROVINCES

01 İSTANBUL 34 İstanbul	05 WEST ANATOLIA 06 Ankara 42 Konya 70 Karaman	08 WEST BLACK SEA 05 Amasya 18 Çankırı 19 Çorum 37 Kastamonu 55 Samsun	11 CENTRAL EAST ANATOLIA 12 Bingöl 13 Bitlis 23 Elazığ 30 Hakkâri 44 Malatya 49 Muş 62 Tunceli 65 Van	12 SOUTHEAST ANATOLIA 02 Adıyaman 21 Diyarbakır 27 Gaziantep 47 Mardin 56 Siirt 63 Şanlıurfa 72 Batman 73 Şırnak 79 Kilis
02 WEST MARMARA 10 Balıkesir 17 Çanakkale 22 Edirne 39 Kırklareli 59 Tekirdağ	06 MEDITERRANEAN 01 Adana 07 Antalya 15 Burdur 31 Hatay 32 İsparta 33 İçel	10 NORTHEAST ANATOLIA 04 Ağrı 24 Erzurum 25 Erzurum 36 Kars 69 Bayburt 75 Ardahan	09 EAST BLACK SEA 08 Artvin 76 Iğdır	
03 AEGEAN 03 Afyon 09 Aydın 20 Denizli	07 CENTRAL ANATOLIA 46 K. Maraş 80 Osmaniye 38 Kayseri 40 Kırşehir 50 Nevşehir 51 Niğde 58 Sivas 66 Yozgat 68 Aksaray 71 Kırkkale			
04 EAST MARMARA 11 Bilecik 14 Bolu 16 Bursa 26 Eskişehir 41 Kocaeli 54 Sakarya 77 Yalova				

Chapter 1

Introduction

İlknur Yüksel-Kaptanođlu
Ş. Armađan Tarım

Chapter 1. Introduction

İlknur Yüksel-Kaptanoğlu and Ş. Armağan Tarım

1.1. Combating violence against women

Violence against women, which maintains its importance on a global level, is also one of the most important social problems in Turkey. Women all over the world face the risk of being exposed to gender-based violence regardless of their country, ethnicity, class, religion, economic or social status. Therefore, the combat with violence against women outreached national borders and gained an international dimension.

During the 20th century, international organizations and women's organizations began to take this combat to the international level. After the First World Conference on Women in Mexico City in 1975, the World conferences on women that followed in Copenhagen in 1980, in Nairobi in 1985 and in Beijing in 1995 have substantially contributed to ensuring gender equality and placing the combat with violence against women on the agenda of the countries, through international agreements. International organizations who work on women's problems define violence against women as a violation of human rights, a form of discrimination and as an important public health issue due to the negative effects of violence on women's health¹. One of the conventions that formed a basis for the combat with violence against women is the Convention on the Elimination of All Forms of Discrimination against Women (CEDAW)². This convention gives the member states the liability to ensure gender equality and to take all kinds of measures necessary for the elimination of all forms of discrimination against women and its occurrence. CEDAW was prepared and submitted to the approval of countries in 1979. The Recommendation no: 12 of CEDAW, mentions that the member states are obliged to protect women from violence and report the developments concerning this subject. The CEDAW Committee's recommendation no: 19 dated 1992 declares violence against women a gender based discrimination and states that violence impedes human rights.

In the Declaration on the Elimination of Violence against Women adopted by the United Nations General Assembly in 1993, violence against women was defined as "any act of gender-based violence that results in, or is likely to result in, physical, sexual or psychological harm or suffering to women, including threats of such acts, coercion or arbitrary deprivation of liberty, whether occurring in public or in

¹ Heise, L. (1996). Violence against Women: Global Organizing for Change. Edleson, J.L. ve Eisikovits, Z.C. (ed.). in *Future Interventions with Battered Women and Their Families* (7–33). Thousand Oaks, CA: Sage Publications.

² United Nations. (1979). *The Convention on the Elimination of All Forms of Discrimination against Women (CEDAW)*. <http://www.unicef.org/turkey/cedaw/_gi18.html> (2014, 22 June).

private life”³. In this declaration, different forms of violence against women were mentioned and physical, sexual, psychological, economic and verbal abuse, as well as many issues such as honor killings, rape, sexual harassment, deprivation of food, limitation of the access to health care and sexual harassment of young girls were considered as violence against women. After the Fourth World Conference on Women in Beijing in 1995, the Beijing+5 and Beijing+10 conferences and the Millennium Development Goals Conference in 2000, imposed certain obligations on countries, on ensuring gender equality, combating violence against women and eliminating violence.

In the Council of Europe, initiatives regarding the protection and improvement of women’s human rights and the combat with violence against women began to be executed more effectively as of the 1980’s. Within this context, in 1985, 1988 and 1990, recommendations on developing preventive measures for combating domestic violence and on the protection of children and young adults from prostitution and pornography were prepared by the Committee of Ministers of the Council of Europe. At the 3rd European Ministerial Conference in 1993, an Action Plan was developed for the prevention of violence against women. Recommendation Rec (2002) 5 on the Protection of Women against Violence, Recommendation CM/Rec (2007) 17 on the Gender Equality Standards and Mechanisms and Recommendation CM/Rec (2010) 10 on the Role of Women and Men in Conflict Prevention and Resolution and in Peace Building of the Committee of Ministers, are among the recommendations prepared as of the beginning of this century. The most recent convention prepared by the Council of Europe on violence against women is the “Council of Europe Convention on Preventing and Combating Violence against Women and Domestic Violence” also known as the Istanbul Convention, which was signed in Istanbul in 2011. The Istanbul Convention, prepared for the prevention of violence against women and domestic violence⁴, defines violence against women as a violation of human rights and a form of discrimination against women. The Convention extended the scope of violence by defining **domestic violence** as “*all acts of physical, sexual, psychological or economic violence that occur within the family or domestic unit or between former or current spouses or partners, whether or not the perpetrator shares or has shared the same residence with the victim*”. The Convention also contains detailed definitions of stalking and forced marriages. In Turkey, the Law No. 6284

³ United Nations General Assembly, (1993). *The Declaration on the Elimination of Violence against Women*. http://www.uhdigm.adalet.gov.tr/sozlesmeler/coktaraflioz/bm/bm_19.pdf [2014, 21 June].

⁴ The aims of the Convention are as follows: “protect women against all forms of violence, and prevent, prosecute and eliminate violence against women and domestic violence; contribute to the elimination of all forms of discrimination against women and promote substantive equality between women and men, including by empowering women; design a comprehensive framework, policies and measures for the protection of and assistance to all victims of violence against women and domestic violence; promote international co-operation with a view to eliminating violence against women and domestic violence; provide support and assistance to organizations and law enforcement agencies to effectively co-operate in order to adopt an integrated approach to eliminating violence against women and domestic violence”.

on the Protection of the Family and the Prevention of Violence against Women⁵ which became effective as of March 8, 2012, was prepared in compliance with the Convention and has also adopted violence definitions mentioned in the Convention.

1.2. Studies on violence against women

Along with the conventions, recommendations and legal regulations on violence against women and domestic violence, studies began to be conducted as of the late 20th century. These studies generally employed quantitative methods and aimed to make the combat with violence data-based by collecting information on the prevalence, causes and results of violence.

At first, in 1970s, the studies, which aimed to find answers to the questions about the experiences of women who were exposed to violence and their coping strategies with violence, and which were primarily conducted in developed countries, particularly in European countries; were structurally standardized in the 1990s. After the issue was acknowledged internationally, as of the 1990s, the need for forming common definitions and aims became evident and the studies started to be designed at an international scale. Many networks conducting studies⁶ on this issue have been established. It is observed that, in these studies, violence against women was primarily addressed within the family and was treated in association with women's health problems. The increasing number of studies and their repetition over the years, resulted in the renewals in the content, women being considered more independently from the family, compared to the past and the inclusion of crimes against women. Through studies conducted in the recent years, the study methodologies have been standardized and databases that enable international comparison have been established. Among these, the "Multi-country Study on Women's Health and Domestic Violence against Women⁷" of the World Health Organization (WHO), completed in 2005, which was conducted in 10 countries through face-to-face interviews with 24,072 women aged 15-49, is one that stands out in terms of methodology and extent. Along with providing extensive data

⁵ Ailenin Korunması ve Kadına Yönelik Şiddetin Önlenmesine İlişkin Kanun [Law on the Protection of the Family and the Prevention of Violence against Women]. (March 20, 2012). <<http://www.resmigazete.gov.tr/eskiler/2012/03/20120320-16.htm>> (2014, August 25)

⁶ *The World Surveys of Abuse in Family Environments (WorldSAFE)* which was conducted by the International Clinical Epidemiology Network (INCLEN) (Runyan, D. K. (2000). Final report to the international clinical epidemiology network on the 1998-1999 grants to nurture the WorldSAFE collaboration. <<http://incletrust.org/incletr/uploadedbyfck/file/completeProject/WorldSafe.pdf>> (2013, 15 October). The International Violence against Women Survey (IVAWS) which was conducted by the European Institute for Crime and Control, HEUNI, UNICRI and Statistics Canada International Violence against Women Survey. <http://www.heuni.fi/en/index/researchareas/violenceagainstwomen/internationalviolenceagainstwomensurveyivaws.html>> (2013, 16 October). WHO Multi-Country Study on Women's Health and Domestic Violence against Women (Garcia-Moreno, C., Jansen, H. A.F.M, Ellsberg, M., Heise, L. ve Watts, C. (2005). WHO Multi-Country Study on Women's Health and Domestic Violence against Women: Initial Results on Prevalence, Health Outcomes and Women's Responses. Geneva: WHO publications) can be given as example.

⁷ The objectives of "Multi-Country Study on Women's Health and Domestic Violence against Women" are as follows; to estimate the prevalence of violence against women, to reveal the relation between intimate-partner violence and the outcomes of violence, to identify factors that may either protect or put women at risk of partner violence and to present the strategies that women use to deal with domestic violence (Garcia-Moreno, C., Jansen, H. A.F.M, Ellsberg, M., Heise, L. and Watts, C. (2005). *WHO Multi-Country Study on Women's Health and Domestic Violence against Women: Initial Results on Prevalence, Health Outcomes and Women's Responses*. Geneva: WHO publications.).

collection methods for studies on violence against women, women's health and domestic violence, developing Ethical and Safety Rules for the safety of women and setting an example for many studies conducted in this field, are among the significant contributions of the studies of WHO⁸.

International researches revealed that the perpetrators of violence were women's husbands/intimate partners or family members and they presented evidence regarding the prevalence of violence against women. According to the results of 35 studies conducted in many countries, the physical violence that women have experienced by their current or former husbands/intimate partners ranges from 10 percent to 52 percent⁹. The results of WHO's study carried out in 15 research areas have shown that the prevalence of lifetime physical violence against women by husbands/intimate partners varies from 13 percent to 61 percent and the prevalence of physical and/or sexual violence from 15 percent to 71 percent.¹⁰ As for WHO's report published in 2013 on the prevalence of violence by regions, it is seen that the proportion of physical or sexual violence is 30 percent and violence is more prevalent in the African, Eastern Mediterranean and Southeastern Asian regions compared to other regions.¹¹

The results of "Violence against women: an EU-wide survey" conducted in 28 European Union member states¹² in 2013, have shown that among member states, the percentage of women reported having experienced physical or sexual violence by their husbands or intimate partners ranged from 13 percent to 32 percent and that the European Union average was 22 percent. One out of every three women living in EU member states was subjected to physical or sexual violence at least once after the age of 15¹³.

1.3. Combating violence against women in Turkey

In Turkey, the issue of violence against women was brought to the forefront by the women's movement after the 1980s and entered the agenda of the country as of 1990s. The endeavor of the women's movement in this field, which began with "The Women's Solidarity March against Beating" in 1987, contributed to the promotion of a perspective that highlights women's rights through campaigns and various

⁸ World Health Organization Department of Gender and Women's Health. (2001). *Putting Women First: Ethical and Safety Recommendations for Research on Domestic Violence against Women*. WHO/FCH/GWH/01.1. Geneva: WHO publications.

⁹ Heise, L., Ellsberg, M. ve Gottemoeller, M. (1999). *Ending Violence against Women*. Baltimore, MD: Johns Hopkins University Press.

¹⁰ Garcia-Moreno, C., Jansen, H. A.F.M, Ellsberg, M., Heise, L. and Watts, C. (2006). Prevalence of Intimate Partner Violence: Findings from the WHO Multi-Country Study on Women's Health and Domestic Violence. *Lancet*, 368, 1260-69.

¹¹ Pallitto, C. C., Garcia-Moreno, C., Jansen, H. A.F.M, Ellsberg, M., Heise, L. and Watts, C. (2013). Intimate Partner Violence, Abortion, and Unintended Pregnancy: Results from the WHO Multi-Country Study on Women's Health and Domestic Violence. *International Journal of Gynecology & Obstetrics*, 120(1), 3-9.

¹² Austria, Belgium, Bulgaria, Cyprus, Czech Republic, Germany, Denmark, Estonia, Greece, Spain, Finland, France, Croatia, Hungary, Ireland, Italy, Lithuania, Luxembourg, Latvia, Malta, Holland, Poland, Portugal, Romania, Sweden, Slovenia, Slovakia, United Kingdom.

¹³ FRA (European Union Agency for Fundamental Rights). (2014). *Violence against Women: An EU-Wide Survey: Main Results*. Luxembourg: Publications Office of the European Union.

activities. These efforts of the women's movement also paved the way to new gains regarding the combat against violence. The Purple Roof Women's Shelter Foundation and Women's Solidarity Foundation are pioneer women's organizations who work in this field and were established in 1990 and 1993, respectively.

An important step at the state level is Turkey's ratification of the Convention on the Elimination of All Forms of Discrimination against Women (CEDAW) in 1986. Following this step, many various units have been established within the state in Turkey, as was the case for many other countries. In Turkey, the process which began with the establishment of the Consultative Board of Policies for Women within the State Planning Organization Directorate General of Social Planning in 1987, continued with the establishment of - with their official names at that time - the Directorate General of Status and Problems of Women in 1990, the opening of the first women's guesthouse under the Social Services and Child Protection Agency (SHÇEK) the same year and the establishment of the Social Structure and Women Statistics Branch under the State Institute of Statistics. Furthermore, Women's Research and Implementation Centers and graduate programs have been initiated in universities.

In combating violence against women, the most important amendment regarding legislation was the Law No. 4320 on the Protection of the Family issued in 1998, with the aim of protecting women from violence¹⁴. Legal arrangements regarding domestic violence against women gained momentum when Turkey gained the status of candidate country to the European Union and with the support of the women's movement, the 2000s became the period of legal regulations regarding the combat against violence. Family Courts were established in 2003, and the Ministry of Justice published a circular in 2006 (Circular No. 35) for the effective enforcement of the Law No. 4320. With the aim of investigating the reasons of crimes committed in the name of dignity and honor, honor killings, violence against women and children, an investigation committee was established in the Turkish Grand National Assembly on March 28, 2005, in order to determine the measures to be taken. The report prepared by this committee was presented to the Speakership of the Parliament. On the basis of the report of the committee, the Prime Ministry Circular No. 2006/17 on the Measures Taken for the Prevention of Violence against Women, and Custom and Honor Killings was published in 2006. With the Regulation for Implementation of the Law on the Protection of Family published in 2008, the measures to be taken in regard to family members who inflict violence and the procedures and principles concerning the implementation of these measures were regulated.

¹⁴ Law No. 4320 on the Protection of Family (January 17, 1998). Official Gazette, No. 23233.

Significant amendments have been made for ensuring the equality of men and women since the 2000s. The most important of these being the amendment made in 2004 to the first paragraph of Article 10 of the Constitution stating that, "Women and men have equal rights. The State is obliged to ensure the implementation of this equality." With the amendments made to the Turkish Civil Code, measures regarding the protection of women's domestic labor and economic integrity were taken; for the marriages carried out after January 1, 2002, the "separate property regime" was changed to the "regime regarding the ownership of acquired property". The amendments made to the Turkish Civil Code in 2005 are important developments for the protection of women and children from violence and ensuring the equality of women and men. Defining marital rape as a crime, removing sexual offences from crimes against society and placing them among crimes against sexual immunity under the section on crimes against persons, are among the main amendments. The same year, the phrase "all metropolitan municipalities and all municipalities with a population greater than 50,000 open protective shelters for women and children" in Article 14 of the Municipality Law No. 5393, gave municipalities the responsibility of opening shelters. The statement "metropolitan municipalities and all municipalities with a population greater than 100,000 are obligated to open protective shelters for women and children" in Municipality Law No. 6360 issued in 2012 made it an obligation for certain municipalities to open shelters¹⁵.

The Directorate General on the Status of Women (KSGM), which carries out its task of being a national mechanism for women's problems since its establishment in 1990 with different legal statuses¹⁶, has been affiliated to the Ministry of Family and Social Policies with the Decree Law No. 633 in 2011. In regards to combating violence against women, KSGM prepares and conducts training programs in order to raise awareness on violence against women and gender equality in collaboration with various ministries for the elimination of negative attitudes and behaviors that cause and reinforce violence. Furthermore, concerning the empowerment of institutional mechanisms for the elimination of domestic violence against women, the Directorate General, prepares National Action Plans by highlighting the cooperation between institutions and organizations for combating violence against women. The most recent Combating Violence against Women

¹⁵ Law on the Establishment of Metropolitan Municipalities in Thirteen Provinces and of Twenty-six Townships and on the Regulation of Some Laws and Statutory Decrees (06 December 2012). Official Gazette, No. 28489.

¹⁶ Directorate General of the Status and Problems of Women which was established under the Prime Ministry, on April 20, 1990, was attached to the Ministry of Labor and Social Security with the Law No. 3670 dated: October 25, 1990. It was then re-attached to the Prime Ministry on June 24, 1991 as the Directorate General on the Status and Problems of Women. In 1993, it became one of the main units of the Undersecretariat of the Prime Ministry for Women and Social Services. In 2002 it was attached to the Ministry of Labor and Social Security, in 2003 to the Prime Ministry and on November 6, 2004 The Law No. 5251 on the Organization of the Directorate General on the Status of Women was ratified.

National Action Plan emphasizes activities that should be executed in 2012-2015¹⁷. Moreover, for strengthening the communication and coordination in the studies to be conducted in this field, cooperation protocols have been signed with official institutions and organizations such as the Ministry of Health, the Ministry of Interior, the Presidency of Religious Affairs, the Ministry of National Defense and the Ministry of Justice.

With regards to combating violence against women, "The Council of Europe Convention on Preventing and Combating Violence against Women and Domestic Violence", also known as the İstanbul Convention, came into force on March 8, 2012¹⁸. This convention is one step further than previous conventions for having a broader definition of violence against women, including stalking, as well as for protecting and supporting victims of violence, whether the perpetrator and the victim live in the same house or not. The İstanbul Convention introduced a monitoring mechanism in international law. In order to ensure the effective implementation of the Convention by the state parties, it is projected to establish a monitoring mechanism, "the Group of Experts on Action against Violence against Women and Domestic Violence (GREVIO)", under the Council of Europe, and prepare regular monitoring reports regarding the state parties. Furthermore, while defining the concept of violence, also considering economic, psychological and sexual violence as intimidation mechanisms along with the effects of physical violence and including under-aged women in the definition of women are among the important developments of the convention. The convention attaches importance to the formation of policies which will support the victims, while strengthening the prevention, protection and prosecution processes by establishing an effective legal framework for combating violence against women and domestic violence.

With the İstanbul Convention, the step for regulating the provisions of Law No. 4230, which only aimed to prevent violence occurring within marriage, was taken and with the aim of eliminating the problems regarding the implementation of Law No. 4320, Law No. 6284 on "the Protection of the Family and the Prevention of Violence against Women" was enacted on March 8, 2012. Law No. 6284 aims

¹⁷ The aims of the National Action Plan are as follows: to execute legal regulations on gender equality and on the combat with violence against women and domestic violence and to eliminate problematic areas concerning the implementation; to raise public awareness and ensure mentality transformation for the elimination of certain negative attitudes and behaviors that cause and reinforce violence against women; to regulate and implement health care services regarding the victims of violence and their children, if any, as well as the perpetrators or possible perpetrators of violence; to strengthen cooperation mechanisms between institutions/organizations and relevant sectors and to ensure cooperation between the institutions/organizations in order to provide service delivery for the victims of violence and, for their children, if any [T.C. Aile ve Sosyal Politikalar Bakanlığı Kadın Statüsü Genel Müdürlüğü [T.R. Ministry of Family and Social Policies Directorate General on the Status of Women] (2012). *Kadına Yönelik Şiddetle Mücadele Ulusal Eylem Planı (Combating Violence against Women National Action Plan) 2012-2015*. Ankara: KSGM].

¹⁸ T.C. Aile ve Sosyal Politikalar Bakanlığı Kadın Statüsü Genel Müdürlüğü [T.R. Ministry of Family and Social Policies Directorate General on the Status of Women]. (2013). 6284 sayılı ailenin korunması ve kadına karşı şiddetin önlenmesine dair kanun [Law No. 6284 on the Protection of the Family and the Prevention of Violence against Women], İstanbul sözleşmesi [İstanbul Convention] (11.05.2011), 6284 sayılı Ailenin Korunması ve Kadına Karşı Şiddetin Önlenmesine Dair Kanuna İlişkin Uygulama Yönetmeliği [Regulation for the Implementation of Law No. 6284 on the Protection of the Family and the Prevention of Violence against Women], Kadın Konuklarının Açılması ve İşletilmesi Hakkında Yönetmelik [Regulation on the Opening and Operation of Women's Guesthouses]. Ankara: KSGM.

to protect the married, engaged, divorced, ever-partnered women or women whose relationships have ended and the children who have been subjected to violence or are at the risk of violence, as well as victims of stalking. With this law, the protective cautionary decisions, which aim to prevent violence experienced by victims of violence, have been extended and measures, such as changing the identity information of the individual have been included. Moreover, in order to take preventive cautionary decisions in regard to the perpetrators of violence, along with the authorities of judges, the authorities of law enforcement chiefs have been re-structured in order for them to issue preventive cautionary decisions in cases where delay is considered to be risky.

The aim of Law No. 6284 is to protect the women, the children, the family members and the victims of stalking, who have been subjected to violence or are under the risk of violence, and to prevent violence against these people. Therefore, the services and activities of the Violence Prevention and Monitoring Centers (ŞÖNİM)¹⁹ which were decreed to be established as per Article 14 of Law No. 6284 have been regulated with the relevant law. The pilot schemes of ŞÖNİM, which are aimed to operate under the Ministry of Family and Social Policies and to combat violence against women and domestic violence with a central position, became operational in 14 provinces²⁰. Following these developments, the Regulation on the Opening and Operation of Women's Guesthouses was readjusted and entered into force in 2013. New branches affiliated to various Ministries and General Directorates have been established for combating violence against women. For example; in 2011, the Domestic Violence Bureau affiliated to the Chief Public Prosecutor's Office; the Domestic Violence Division in every police station affiliated to the Turkish National Police; in 2012 Women and Child Sections affiliated to the General Command of Gendarmerie are among the units that provide services in this field.

1.4. Research on Domestic Violence against Women in Turkey

The assessment of the prevalence of different forms of violence as well as of the policies and programs executed in this area is important for combating violence against women. The National Research on Domestic Violence against Women in Turkey²¹ conducted in 2008 provided important nationwide representative information regarding the issue of violence against women. From 2008 up until now, there have been important developments in the legalizations and policies on combating violence against women. With the Law No. 6284 on the Protection of the Family and the Prevention of Violence against Women, many improvements

¹⁹ Detailed information on services provided in ŞÖNİM is presented in Annex 1.1. In the annex, along with ŞÖNİM, information on other institutions that provide services for the combat with violence against women is also presented.

²⁰ Adana, Ankara, Antalya, Bursa, Denizli, Diyarbakır, Gaziantep, İstanbul, İzmir, Malatya, Mersin, Samsun, Şanlıurfa and Trabzon.

²¹ National Research on Domestic Violence against Women in Turkey which was conducted by the consortium of Hacettepe University Institute of Population Studies, ICON Institute Public Sector and BNB Consulting and of which the responsible and beneficiary institution was T.R. Prime Ministry Directorate General on the Status of Women was published in 2009.

in combating violence against women have been brought to the forefront. Within this context, the main objectives of the Research on Domestic Violence against Women are to combat violence against women and to contribute to the empowerment of the stakeholders that combat violence against women. The research aims to reveal the prevalence of different forms of violence against women and the impact of executed legal regulations on combating violence during the six-year period after the 2008 research. The three main objectives of the research are as follows:

Objective 1: To obtain data for Turkey, which will provide a basis for comprehensive policies and programs for effectively combating domestic violence against women,

Objective 2: To compare the results of the research with the results obtained from the National Research on Domestic Violence against Women in Turkey conducted in 2008 and to reveal the differentiation in the prevalence of violence,

Objective 3:

(a) To identify problematic areas regarding the legal regulations for combating violence (especially problems regarding the implementation of the Law No. 6284 on the Protection of the Family and the Prevention of Violence against Women),

(b) To present the opinions and suggestions of victims of violence, perpetrators of violence and of professionals who are involved in implementing and regulating laws related to problematic areas in the implementation of legal regulations,

(c) To assess current policy and legislation.

In order to meet the objectives of the research, quantitative and qualitative research techniques were used to ascertain the current situation. With the aim of ensuring comparability between the two researches, the questionnaire used in the 2008 research was enhanced in accordance with the newly established legislation, and in compliance with the recommendation of the previous research, a follow-up research was conducted for the first time regarding the issue of violence against women. The different aspects of this research from the previous research are presented in detail in the chapters on research methodology. The survey results, similar to the results of the 2008 research, will be included in the Official Statistics Program of Turkish Statistical Institute (TURKSTAT) and they will be an important source of information for future programs and policies on combating violence against women.

Apart from the introductory chapter, this report includes two main sections where the findings of the quantitative and qualitative researches are addressed

separately. The quantitative research section consists of seven chapters and the qualitative research section consists of five chapters. The analysis of the data collected through quantitative methods starts with chapter two where the method employed in the research is presented. This chapter is followed by chapter three where the background characteristics of the household population are elaborated. In the fourth chapter, the background characteristics of the interviewed women are explained. The information on the prevalence of different forms of violence against women by husbands or intimate partners is given in chapter five. Chapter six focuses on the injuries occurred as a result of violence and the consequences of violence, and chapter seven focuses on coping strategies of the victims of violence with violence. In chapter eight, which is the last chapter of the quantitative section, survey results on laws about combating violence against women are presented.

The qualitative section of the report starts with chapter nine which explains the qualitative research techniques used in the research. The institutional application process which is addressed from the point of view of women who have applied to institutions due to their exposure to violence is presented in chapter ten. Chapter eleven includes the views of young men and men who have received a punishment for inflicting physical violence on violence against women. In chapter twelve, regarding ŞÖNİM, which is a new institution in the combat with violence against women, analyses on applications made to Ankara ŞÖNİM and on documents are presented. Chapter thirteen includes the views of people who participated in focus group discussions and in-depth interviews on Law No. 6284 and their recommendations regarding the problematic areas in this field and on combating violence against women. In the chapter on results and recommendations, the key findings and the recommendations for future studies, as regards combating violence against women, are presented.



QUANTITATIVE RESEARCH



Chapter 2

Quantitative Research Methodology

A. Sinan Türkyılmaz

Tuğba Adalı

Pelin Çağatay Seçkiner

Chapter 2. Quantitative Research Methodology

Ahmet Sinan Türkyılmaz, Tuğba Adalı and Pelin Çağatay Seçkiner

In this chapter, the methodology used in the quantitative component of the Research on Domestic Violence against Women in Turkey is presented. One of the main objectives of the research is to collect the data required for the combat with violence against women in the most reliable way. The most comprehensive study on domestic violence against women, which presented nationwide reliable estimates, was conducted in 2008. One of the recommendations of the 2008 research was periodically conducting these kinds of studies for follow-up, despite the opinion that the indicator of lifetime violence experienced by women would not display a significant change for a long time. Therefore, among the recommendations, the necessity of determining the prevalence of violence to which women have been subjected within the last 12 months and the change in the form/frequency of violence was stated. Within this context, along with reliable data on the nationwide prevalence of difference forms of violence, coping strategies of women with violence and especially their awareness and utilization levels of Law No. 6284, as well as data on their perceptions of domestic violence against women were also gathered. Since the subject of this research is sensitive, the research was designed to ensure the safety of the interviewers conducting the fieldwork, while prioritizing the safety of respondents. In this research the questionnaire developed by the World Health Organization (WHO) was taken as a model and was extended by adding subjects which Turkey needed information on. Furthermore, The Ethical and Safety Guidelines established for violence against women studies by WHO were followed in every stage of the research¹.

2.1. Survey sample

The sample design for the Research on Domestic Violence against Women in Turkey employed a weighted, stratified and multi-staged cluster sample approach. The recommendations of the 2008 National Research on Domestic Violence against Women in Turkey² also included the sample size to be used in these kinds of studies. It was mentioned that the sample size of 24 thousand households of the research conducted in 2008 increased costs related to logistics,

¹ World Health Organization Department of Gender and Women's Health. (2001). *Putting Women First: Ethical and Safety Recommendations for Research on Domestic Violence against Women*. WHO/FCH/GWH/01.1. Geneva: WHO publications.

² T.R. Prime Ministry Directorate General on the Status of Women. (2009). *Domestic Violence against Women in Turkey*. Ankara: T.R. Prime Ministry Directorate General on the Status of Women publications

morale/motivation and research quality. Thus, the recommendation of a smaller sample size was taken into account in the 2014 research³.

The main aim of the sample design was to obtain estimates of indicators related to violence against women at the national level as well as 12 Regions⁴ and urban/rural strata with an acceptable precision (accuracy) within a defined 95 percent confidence interval concerning the main variables such as age groups, educational level and socio-economic status. The sample selection was conducted with the collaboration of the Turkish Statistical Institute (TURKSTAT) and the sample frame, block selection and block lists of the selected households, were provided by TURKSTAT.

2.1.1. Sample size and allocation

In the calculation of the sample size, the statistics calculated from the 2008 National Research on Domestic Violence against Women in Turkey were used. These statistics are prevalence of physical violence, prevalence of sexual violence, prevalence of emotional violence, response and completion rates, design effect, proportion of target population in total population, average number of women per cluster and rate of homogeneity.

While calculating the sample size, since the official statistics are produced at the 12 regions NUTS 1 level, attention was paid to have similar numbers of expected women interviews in these regions. Therefore, the width of the confidence interval of the estimates will be similar. It was estimated that if in every region 500-600 women could be interviewed, the relative error in the regions would be between 5-10 percent for physical violence and between 10-15 percent for sexual violence. When the number of women who would be interviewed was being transformed to number of households that were planned to be visited, factors such as Western regions having higher non-response rates and Eastern regions having higher possibility of finding women aged 15-59 in visited households were taken into consideration. Accordingly, the number of households per region that should be visited varied between 944 and 1,504 and as a result of this, the number of women

³ It should be noted that since violence against women is a statistically prevalent phenomenon, the sample size differentiation between the two studies will not have a significant impact. The design established for the 2014 study, enabled the selection of 600 women or above in each of the 12 regions and this ensured the relative error (coefficient of variation: the proportion of standard error procured from complex sample to the obtained estimate) to stay around 10 percent.

⁴ Provinces that constitute the 12 regions:

Istanbul (İstanbul)

West Marmara (Balıkesir, Çanakkale, Edirne, Kırklareli, Tekirdağ)

Aegean (Aydın, Denizli, İzmir, Kütahya, Manisa, Muğla, Uşak)

East Marmara (Bilecik, Bolu, Bursa, Eskişehir, Kocaeli, Sakarya, Yalova, Düzce)

West Anatolia (Ankara, Konya, Karaman)

Mediterranean (Adana, Antalya, Burdur, Hatay, Isparta, İçel, Kahramanmaraş, Osmaniye)

Central Anatolia (Kayseri, Kırşehir, Nevşehir, Niğde, Sivas, Yozgat, Aksaray, Kırıkkale)

West Black Sea (Amasya, Çankırı, Çorum, Kastamonu, Samsun, Sinop, Tokat, Zonguldak, Bartın, Karabük)

East Black Sea (Artvin, Giresun, Gümüşhane, Ordu, Rize, Trabzon)

Northeast Anatolia (Ağrı, Erzincan, Erzurum, Kars, Bayburt, Ardahan, Iğdır)

Central East Anatolia (Bingöl, Bitlis, Elazığ, Hakkâri, Malatya, Muş, Tunceli, Van)

Southeast Anatolia (Adıyaman, Diyarbakır, Gaziantep, Mardin, Siirt, Şanlıurfa, Batman, Şırnak, Kilis)

that can be interviewed remained between 500 and 600. The formula used for calculating the sample size is presented below:

$$n = \frac{p(1-p)t^2}{d^2} DR \frac{1}{PHH}$$

Where is p prevalence, t is table value, d is margin of error (tolerance), D is design effect, R is non-response at women and household level, P is proportion of target population in total population, HH is average household size and calculated n shows the sample size in terms of number of households. In accordance with above mentioned aims, the numbers of target household and the numbers of clusters that should be visited in order to reach these, which were calculated using the formula above, are presented in Table 2.1.

Within the scope of the study, Turkey was divided into 30 strata in order to provide estimates for Turkey as a whole, urban/rural areas, 12 regions and 5 regions. Except the İstanbul region which is one of the 12 regions, the allocation of urban strata was 75 percent, and the allocation of rural strata was 25 percent in each region. In İstanbul, approximately 5 percent of the households were selected from rural areas. In this research, settlements with populations of 10,000 and more constitute the urban strata and settlements with populations less than 10,000 constitute the rural strata. 10,560 households were selected from urban strata and 4,512 households were selected from rural strata (Table 2.1).

The study sample is a cluster sample. In urban areas the cluster size is 32 households and in rural areas the cluster size is 24 households. 518 clusters were planned to be visited in order to reach the target number of 15,072 households. Among these clusters, 330 are urban and 188 are rural clusters.

2.1.2. Sample selection

After the sample size was determined, blocks were formed and selected by TURKSTAT. At the first stage of sample selection, settlements in the strata were listed according to their geographic proximity and were separated into blocks of approximately 100 addresses. In rural clusters, block sizes differentiated according to the nature of the selected villages. Block sizes that were close to 100, block sizes requiring more than one village and block sizes that were more than 100 were observed.

Table 2.1. Research on Domestic Violence against Women in Turkey, Sample Allocations-Regions, Turkey 2014

Regional Classifications	Number of Households			Number of Clusters		
	Urban	Rural	Total	Urban	Rural	Total
5 Regions						
West	3,972	961	4,933	124	40	164
South	896	336	1,232	28	14	42
Central	2,563	1,008	3,571	80	42	122
North	1,152	1,008	2,160	36	42	78
East	1,984	1,200	3,184	62	50	112
12 Regions						
Istanbul	1,408	96	1,504	44	4	48
West Marmara	832	432	1,264	26	18	44
Aegean	960	384	1,344	30	16	46
East Marmara	1,152	240	1,392	36	10	46
West Anatolia	1,024	144	1,168	32	6	38
Mediterranean	896	336	1,232	28	14	42
Central Anatolia	832	432	1,264	26	18	44
West Black Sea	832	624	1,456	26	26	52
East Black Sea	640	624	1,264	20	26	46
Northeast Anatolia	576	528	1,104	18	22	40
Central East Anatolia	704	432	1,136	22	18	40
Southeast Anatolia	704	240	944	22	10	32
Total	10,560	4,512	15,072	330	188	518

After this stage, blocks were selected systematically. With the systematic selection process, settlements were sampled proportionally to their sizes. In other words, more clusters were selected from larger settlements and consequently more households were visited in these areas.

In the second stage of the sampling, 32 households for urban clusters and 24 households for rural clusters were selected systematically from the address block. For rural settlements with no municipalities (some villages), block lists with address information were not requested from TURKSTAT due to difficulties caused by physically locating the addresses. Therefore, in villages with no municipalities, a "listing" study was simultaneously conducted with the fieldwork and the list of addresses was formed during the fieldwork. These lists were formed by listing 48 households and one out of every two households was visited. Selected provinces for the fieldwork and NUTS 1 regions of these provinces are presented in Table A3.1 in Annex A3.

2.2. Measures regarding ethical and safety rules

The ethical guidelines developed by WHO were used in every stage of the study and in order to ensure the safety of both the interviewed women and the interviewers, below mentioned measures were taken to achieve these.

Safe name: Among the internationally acknowledged ethical and safety guidelines for researches on domestic violence against women, the safety of the respondents and the research team is very important. The protection of the respondents and the research team from physical violence by people who have a tendency to inflict violence is of prime importance. If it is known that the research is on domestic violence against women by the household members or the immediate social networks, then the perpetrator may learn the subject of the research. This situation may cause women who have been subjected to violence to experience further violence and this may also jeopardize the safety of the respondents and fieldworkers. Therefore, the word violence was not used in the name of the study, and during the fieldwork the research was referred to as the "Turkey Women and Family Survey". This strategy is one of the recommendations of Ethical and Safety Recommendations for Research on Domestic Violence against Women developed by WHO.

Not giving information on the topic of the research to people other than the interviewed person: Due to the sensitive nature of the research topic, limited information on the content of the research was given to people other than the interviewed person in the household. If the research is known to the community and to the households where the interviews will be conducted, then other people (including perpetrators of violence) may learn the content of the research and the risk of women being subjected to future violence or more violence may increase. Therefore strict attention was paid not to reveal the content of the research.

Conducting interviews after taking consent: Along with the safe name implementation, the consent of the respondents was taken before each interview and the respondents signed the questionnaire as a proof of their consent. The research team received a training on Ethical and Safety Rules and throughout the interviews and afterwards, they acted according to this sensitivity.

Interviewing one woman per household: In cases where more than one woman in the 15-59 age group was present in the household, one woman was randomly selected and the interview was conducted with only one woman per household to ensure that the same questions would not be asked to more than one woman within the household.

Conducting the interview in a private setting: The research teams were very careful about conducting the interviews in private settings.

Confidentiality of the interviews: All the interviewers were trained on the confidentiality of the interviews. The respondents were notified during the consent and briefing section that their answers will be kept confidential.

Questions related to violence: The high response rates of the study and the reliability are strongly related to the wording, the sorting of questions and the manner in

which they are asked by the interviewers. Asking about the violence through one detailed question is not very effective for attaining the real rates. Especially in questions related to acts of violence, grave words such as “abuse”, “rape”, or “violence” were not used. Instead, certain acts of violence were defined and the respondents were asked whether or not they have been subjected to these certain acts of violence. Questions on the venue of experienced violence (school, work etc.) and the perpetrators of violence according to different forms of violence (husband, ex-husband, male relatives etc.) were asked and potential perpetrators were reminded. Furthermore, attention was paid to formulate non-judgmental questions.

Ending the interviews in a positive manner: The interviews were completed in a positive manner to strengthen women’s coping strategies with violence by reminding them that the disclosure of their experiences was important and that these experiences will be used to help other women. At the end of the interviews, it was stated that no one deserves to be subjected to harassment/abuse.

Information on institutions which support victims of violence: In cases where women stated that they were in need of information on public institutions and non-governmental organizations, which support and help women who have been subjected to violence, in their provinces, the addresses and telephones of these institutions and organizations were given to the interviewed women.

Support for field researchers: Field researchers were supported by academic staff and research consultants.

2.3. Violence against women definitions used in the research

One time exposure to acts of violence mentioned in the definitions below indicates that the mentioned form of violence has occurred. In the research, the definitions of violence that the women have been subjected to by their husband(s) or intimate partner(s) and by people other than their husband(s) or intimate partner(s) are the same as the definitions used in the WHO study. In the question on stalking, which was included in the research, the definition used in Law No. 6284 on the Protection of the Family and the Prevention of Violence against Women was used and the definitions of the forms of emotional and economic violence by people other than husband(s) or intimate partner(s) were developed using the definitions of WHO. Early marriages include marriages carried out before the internationally accepted age limit of 18. The definitions of violence used in the research are as follows:

Physical violence against women by husband(s) or intimate partner(s):

Moderate physical violence

- Slapped her or threw something at her that could hurt her
- Pushed or shoved her or pulled her hair

Severe physical violence

- Hit her with fist or something else that could hurt her
- Kicked, dragged her or beat her up
- Choked or burned her
- Threatened to use or actually used a gun, knife or other weapons against her

Sexual violence against women by husband(s) or intimate partner(s):

- Physically forced her to have sexual intercourse
- Had sexual intercourse when she did not want to because she was afraid of what partner might do
- Forced her to do something sexual that she found degrading or humiliating

Emotional violence/abuse against women by husband(s) or intimate partner(s):

- Insulted her or swore at her
- Belittled or humiliated her in front of other people
- Scared or threatened her
- Threatened to hurt her or someone that she cared about

Economic violence/abuse against women by husband(s) or intimate partner(s):

- Prevented her from working or caused her to quit her job
- Did not give her money for household expenses
- Deprived her of her income

The measurement of forms of domestic violence, such as physical and sexual violence, emotional violence/abuse, prevention of work and education and childhood sexual abuse that women have experienced by people other than their husbands and/or intimate partner(s) (all kinds of physical, sexual, psychological and economic violence occurring in the family or household or among the people who are considered family members, whether the victim of violence and the perpetrator of violence live or do not live in the same house) were defined as follows:

Physical violence against women by people other than husband(s) or intimate partner(s):

Being physically mistreated by people other than their husband(s) or intimate partner(s), after the age of 15.

Sexual violence against women by people other than husband(s) or intimate partner(s):

Being forced to have sex or forced to perform a sexual act when they did not want to by people other than their husband(s) or intimate partner(s) after the age of 15.

Emotional violence/abuse against women by people other than husband(s) or intimate partner(s):

Being exposed to emotionally abusive behaviors, such as insults, curses, humiliation, belittlement, by people other than their husband(s) or intimate partner(s) after the age of 15.

Childhood sexual abuse:

Being exposed to an unwanted sexual act or to sexually disturbing touching before the age of 15.

Prevention of working:

Prevention of working or being forced to quit a job by people other than their husband(s) or intimate partner(s) after the age of 15.

Prevention of education:

Prevention of continuing one's education by people other than their husband(s) or intimate partner(s).

Stalking: Any behaviors that are on purpose, threatening and repeated in a manner that makes the individuals fear for their own safety by their husbands/intimate partners; person(s) who are in the same family, from the same household or who are considered family members whether they live in the same household or not; individual(s) from school, neighborhood or work or by strangers are considered acts of stalking. In this research, the information on stalking was obtained through the questions regarding the behaviors of stalking identified below:

- Constant phone calls,
- Texting, sending letters and/or e-mails,
- Making contact and following through social media,
- Showing up for no reason in her work place or where she lives,
- Sending romantic gifts like flowers, candles etc. or weird, scary objects,
- Causing third parties to bother them by sharing their contact information on the internet or on places where other people can see,
- Threatening to commit suicide if she does not want to see him,
- Threatening to physically and/or sexually harm her if she does not want to meet,
- Threatening to hurt her children or someone from the family if she does not want to meet.

Early Marriage:

Marriages carried out, according to the Convention on the Rights of the Child before the age of 18 years and according to Turkish Civil Code before the completion of the age of 17, before the girl is physically, physiologically, and psychologically ready to bear the responsibilities of marriage and childbearing. In this research marriages carried out before the age of 18 are defined as early marriage.

2.4. Survey questionnaire

The survey questionnaire was designed based on the questionnaire used in WHO's "Multi-country Study on Women's Health and Domestic Violence against Women"⁵. In line with the needs of the country, new questions, which were especially aimed to ensure the monitoring of legal regulations, were added to the questionnaire. Within the scope of the study, women within the 15-59 age group were the target population. Marital and non-marital relationships (boyfriend, fiancée, and betrothed) of these women were also taken into consideration. In the research, in households where there were more than one women in the 15-59 age group, only one woman was selected using the Kish⁶ (1949) method and the interview was completed with the selected woman. A pretest was conducted in February 2014 in order to test the clarity and fluency of the questionnaires prepared and the questionnaires were finalized in light of the results obtained from the pretest.

Two questionnaires were used in the research: the household questionnaire and the woman questionnaire. Through these questionnaires, information was gathered on the following issues:

- a. Household population and housing characteristics of households,
- b. Background characteristics of women, marriage history and early marriages,
- c. General health and reproductive health, behavioral problems of children,
- d. Background characteristics and behavioral patterns of women's husbands or intimate partners,
- e. Physical and sexual violence, emotional and economic violence/abuse to which women have been exposed by their husbands or intimate partners throughout their lives and within the last 12 months prior to the interview,
- f. Violence during pregnancy,
- g. Injuries due to violence and related treatment,
- h. Stalking behaviors that women have been subjected to,
- i. Physical and sexual violence, emotional violence/abuse to which women have been exposed by people other than their intimate partner(s) after the age of 15,
- j. Prevention of women's right to education and right to work,
- k. Sexual abuse that women were subjected to during childhood (before the age of 15),
- l. Attitudes of women toward gender roles and violence,

⁵ Garcia-Moreno, C., Jansen, H. A.F.M, Ellsberg, M., Heise, L. and Watts, C. (2005). *WHO Multi-country Study on Women's Health and Domestic Violence against Women: Initial Results on Prevalence, Health Outcomes and Women's Responses*. Geneva: WHO publications.

⁶ The Kish method is a technique used when there is more than one eligible person in the household to ensure an unbiased selection with probability. (Kish, L. (1949). A procedure for objective respondent selection within the household. *Journal of the American Statistical Association*, 44(247), 380-387).

- m. Coping strategies of women who have been subjected to violence by their husbands or intimate partners with domestic violence,
- n. Application to institutions/organizations that provide services regarding violence,
- o. Awareness levels of women on laws regarding marriage and violence.

The information on childhood sexual abuse was gathered using a different method as well. In order to understand whether or not the respondents were subjected to sexual violence before the age of 15, a card with a smiling and a crying face was used. At the end of the interview, women were asked to mark the smiling face if they were not subjected to the stated situation or to mark the crying face if they were subjected to the stated situation (Box 2.1).

Box 2.1



2.5. Data collection activities and data processing

2.5.1. Selection and training of field teams/pilot study: Candidates who were selected according to their eligibility with the selection criteria⁷ and to the results of their interviews for recruitment among those who applied for the personnel position to work in the field study of the research, participated in a two-week training program. Since the selected number of candidates was below the targeted number for conducting the field study, another field personnel recruitment was posted and a second training was held for the new candidates. The first training was held on March 24 - April 6 and the second training was held on April 21- May 2. The training program, which included topics on gender and domestic violence, interviewing techniques and applied examples with questionnaires, was carried out by 20 trainers who were HUIPS academic staff and project assistants, as well as experts from various institutions and organizations. These training programs equipped the interviewers with subjects related to violence against women. The training process not only increased the awareness of the interviewers, but also enabled them to gather information from women without disturbing them.

⁷ The applications of applicants who were below the age of 30, university students or graduates, and who could work uninterrupted during the field study were accepted.

The teams that will take place in the fieldwork were designated after the pilot study which was conducted during the last 3 days of the two-week training program. During the designation of the teams, participation in the training program, the evaluations during the training program as well as their performances during the pilot study were taken into consideration. 15 teams with 1 supervisor (male or female), 1 or 2 field editors (male or female) and 4 or 5 interviewers (female) were formed and the fieldwork was conducted by these 15 teams. Since the interviews were conducted with women, only females worked as interviewers. Throughout the fieldwork, 128 field personnel worked as interviewers, field editors, supervisors or data entry staff. The routes that were followed by the teams are presented in Table A3.2 in Annex A3.

Three manuals, "Interviewer's Manual", "Supervisor and Field Editor's Manual" and "Listing and Household Selection Manual" were prepared to be used in the fieldwork. The Interviewer's Manual provided points to be considered during an interview, general rules regarding the questionnaire and explanations regarding the questions. The Supervisor and Field Editor's Manual provided explanations related to field organization and the editing of questionnaires. The Listing and Household Selection Manual elaborated listing and selection procedures of households in villages with no municipalities.

2.5.2. Fieldwork: There was no difference between the field personnel who worked in different provinces in terms of their suitability with the criteria, participation to field training and their achievements during the training program. The list of people who worked in the fieldwork and data entry is presented in Annex A2. The fieldwork which started on April 8, 2014 was completed on July 11, 2014.

2.5.3. Data processing: The Census and Survey Processing System (CSPro) Software was used for the data entry of the research. Among the people who received training, 2 supervisors and 18 data entry personnel began data entry on April 24, 2014. All of the questionnaires were entered twice in order to mitigate the risk of errors caused by data entry and each data entry process was carried out by different personnel. These two data entries were then compared and if there were any differences, necessary corrections were made by checking the questionnaires. Data entry was completed on July 18, 2014. During the data processing, which also includes data entry, some variables were re-coded in order to prepare the entered data for analysis and required indices were formed. The wealth index⁸ which aims to demonstrate the well-being of women along with basic information such as education and age group was among these indices.

⁸ The wealth index was constructed using the questions related to owned assets in the housing characteristics section of the household questionnaire. After the calculations made using principal component analysis, the household wealth index was constructed by grouping the wealth variables. The wealth index is among the basic social and demographic characteristics.

Datasets: Following data processing, 2 basic datasets were created to be used in the analyses:

- Household dataset
- Women dataset

The household and women weights, which were calculated in accordance with the sample design of the survey, were added to these datasets. The calculation method for the weights is explained in Annex A4. Furthermore, in order to see the impact of the age distribution difference between the two studies (the 2008 and 2014 surveys), regarding the age distribution of 2014 research data, the sample weight was re-calibrated trying out different methods to give new age distributions. In the first of these calibrations, the Address Based Population Registry System's (ABPRS) age distribution for Turkey and in the second calibration, the age structure with NUTS 1 regions breakdown was used. The physical and sexual violence estimations were re-estimated using these two different calibrated sample weights. Since the difference in age structure did not have a significant impact, in this survey, the weights obtained from the calibrations were not used. The details of the calibrated weight calculations are presented in Annex A4.

2.6. Response rates

In the 518 clusters presented in the sample design of the research, the sample size is 15,084 households⁹. Out of 13,403 eligible households for the interviews, interviews were completed in 11,247 households. Accordingly, the household response rate is 83.9 percent. Among the reasons why the interviews could not be conducted, the household not being home at the time of the interviews (7 percent), the dwelling/address being vacant (6 percent) or refusal to take the interview (6 percent) were the most common ones (Annex Table A4.1). The level of response rates is one of the important subjects for fieldwork. While the fieldwork continued, the response rates were monitored scrupulously and in necessary situations the response rates, especially for the metropolitan areas, were ensured to be high through re-visits. Along with the success in nationwide response rates, the response rates for 12 regions were also satisfying.

13,310 women aged 15-59 were identified in the interviewed households. Some basic information such as age, marital status and education was gathered from these women. Out of 13,310 women who were eligible for the interview, 8,960 women were selected using the Kish method. The woman questionnaire was completed with 7,462 women through face-to-face interviews and the refusal rate

⁹ The reason why this value is different in Table 2.1 is due to the questionnaires opened during the field study; In cases where there was more than one household in units which were considered to have one household, a new questionnaire was filled out.

was 4.4 percent. The response rate for women interviews was 83.3 percent (Table 2.2). The calculation method of response rates by urban/rural and 12 regions is presented in the Sample Coverage and Sample Size chapter (Annex A4).

	Number
Number of selected households	15,084
Number of eligible households ¹	13,403
Number of interviewed households	11,247
Response rate for household questionnaire	83.9%
Number of women in the households	13,310
Number of women selected using the Kish method ²	8,960
Number of women interviewed	7,462
Response rate for woman's questionnaire	83.3%

¹ The codes in the household questionnaire, "Household absent during the study period", "Dwelling vacant", "Address not a dwelling", "Dwelling demolished" and "Other", involve situations in which interviews could not be conducted.

² This is also the number of households with at least one woman in the 15-59 age group.



Chapter 3

Background Characteristics of the Household Population

İsmet Koç
Tuğba Adalı

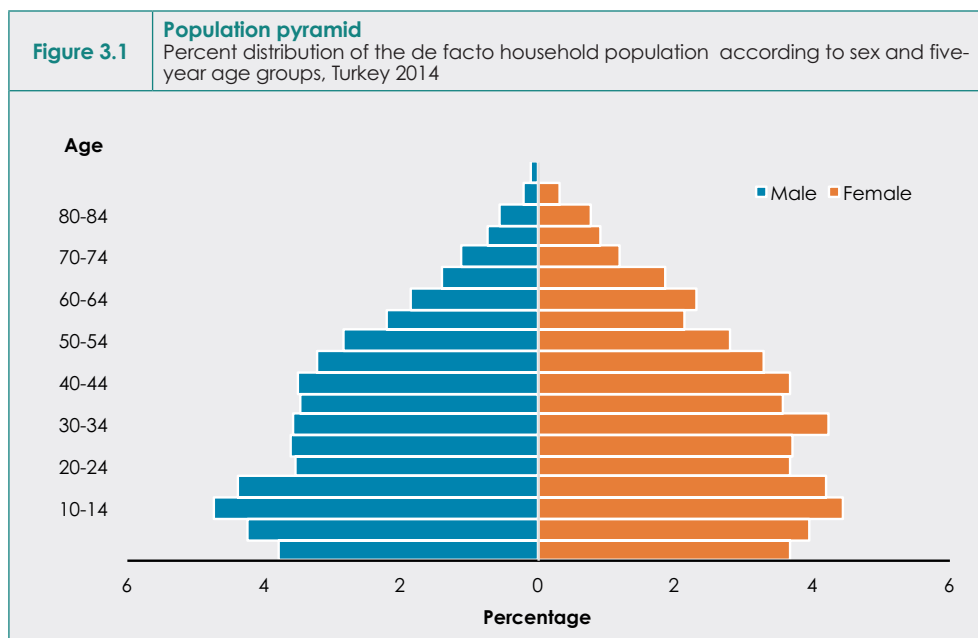
Chapter 3. Background Characteristics of the Household Population

İsmet Koç and Tuğba Adalı

In this chapter, basic social and demographic characteristics of the visited household population are examined through the information gathered from the household questionnaire of the Research on Domestic Violence against Women in Turkey. Indicators such as age, sex and education of household members and visitors will enable the description of survey population and they will also give information on the adequacy of survey sample.

3.1. Household population and household composition

The population pyramid of the de facto population¹ in interviewed households of the Research on Domestic Violence against Women in Turkey is presented in Figure 3.1. Population pyramids provide information on the age and sex composition of populations, as well as the processes of demographic change over the years. The age distribution of the population of Turkey has the specific characteristics of countries that had high fertility in the past but experienced a rapid fertility decline later. The narrowing base of the population pyramid indicates the recent decrease in fertility.



¹ The persons who slept in the selected household the night before the interview among the persons who are in the household list.

When the pyramid is compared with the 2013 data obtained from the Address Based Population Registry System (ABPRS), it is observed that the 5-19 age group has a higher percentage in the survey sample than in the ABPRS population. Apart from this difference, it is observed that the age distribution of the study population is mostly coherent with the age distribution of the population of Turkey.

It is seen that in Turkey nearly one out of every four people (24 percent) is below the age of 15 (Table 3.1). This proportion does not differ significantly between rural (25 percent) and urban areas (24 percent). The proportion of the elderly population (65 age or above) within the total population, which was 7 percent in the National Research on Domestic Violence against Women in Turkey conducted in 2008, has increased and reached 9 percent. The proportion of the elderly population is higher in rural areas (14 percent). This situation suggests that the young population in rural areas has migrated to urban areas. As a result of migration, it is observed that the proportion of the population aged 15-64, which can be considered as the economically active population, is higher in urban areas than rural areas. The findings on population aging are closely related to the rapid decrease in fertility, to the increase in life expectancy in all age groups and to age cohorts with larger population reaching the age of 65 (Table 3.1).

Table 3.1 Age distribution of the household population			
Percentage distribution of the household population by age group and urban/rural residences, Turkey 2014			
	Type of Residence		Total
	Urban	Rural	
Age Group			
0-14	24.1	24.6	24.2
15-64	68.4	61.0	66.6
65+	7.4	14.4	9.1
Don't know/missing	0.1	0.1	0.1
Total	100.0	100.0	100
Number	28,116	15,298	43,414

The educational attainment of the study population is presented in Table 3.2. It is observed that 81 percent of men and 68 percent of women have at least completed primary school. In other words, the proportion of having no education or not having completed primary school among women is almost 50 percent higher than among men (32 percent and 19 percent, respectively). Likewise, while 28 percent of men have graduated from high school or have had higher education in Turkey, this proportion remains at 19 percent among women. When the educational differences between men and women are observed by type of residence and region, it is seen that the inequalities throughout the country aggravate in rural areas and especially in the Eastern and Southeastern Anatolia regions.

Table 3.2 Educational attainment of the household population

Percent distribution of highest educational level completed by female and male de facto population aged four and above by selected characteristics, Turkey 2014

Background Characteristics		Female						Total	Unweighted number	Median years of education
		No education /Primary incomplete	Primary school	Secondary school	High school	Undergraduate and graduate	Don't know/missing			
Type of Residence	Urban	28.1	33.6	15.2	14.3	8.7	0.1	100.0	12,756	6.1
	Rural	44.4	36.2	13.1	4.7	1.6	0.1	100.0	7,030	5.2
Region	Istanbul	27.6	33.8	16.3	13.4	8.9	0.0	100.0	1,823	6.0
	West Marmara	28.1	42.2	12.9	10.8	6.0	0.0	100.0	1,422	5.5
	Aegean	26.6	38.4	13.6	13.0	8.3	0.2	100.0	1,402	5.8
	East Marmara	26.0	39.8	14.6	13.0	6.6	0.0	100.0	1,655	5.7
	West Anatolia	24.4	34.5	14.0	16.0	11.0	0.0	100.0	1,249	6.8
	Mediterranean	30.8	32.8	15.3	14.0	7.2	0.0	100.0	1,476	5.9
	Central Anatolia	35.2	34.5	15.4	9.5	5.3	0.0	100.0	1,692	5.6
	West Black Sea	33.1	38.7	12.8	10.2	5.2	0.1	100.0	1,880	5.6
	East Black Sea	36.9	34.6	13.1	11.0	4.5	0.0	100.0	1,594	5.7
	Northeast Anatolia	48.7	30.9	12.5	5.9	2.0	0.0	100.0	1,896	5.3
Age	Central East Anatolia	49.1	24.5	14.3	8.3	3.8	0.0	100.0	1,904	5.7
	Southeast Anatolia	49.0	25.7	15.7	6.2	3.2	0.1	100.0	1,810	5.7
Age	4-5	100.0	0.0	0.0	0.0	0.0	0.0	100.0	671	0.0
	6-9	98.9	1.1	0.0	0.0	0.0	0.0	100.0	1,294	1.1
	10-14	22.0	68.2	9.9	0.0	0.0	0.0	100.0	1,902	5.5
	15-19	3.5	7.8	73.3	15.2	0.2	0.0	100.0	1,793	9.3
	20-24	8.5	9.7	28.2	39.0	14.6	0.0	100.0	1,547	11.1
	25-29	13.5	21.9	18.1	25.3	21.1	0.1	100.0	1,470	10.2
	30-34	11.2	43.4	11.0	17.5	17.0	0.0	100.0	1,597	7.0
	35-39	11.3	50.8	10.4	15.6	11.9	0.0	100.0	1,434	5.7
	40-44	17.6	54.5	9.0	11.5	7.3	0.1	100.0	1,465	5.5
	45-49	22.7	53.3	7.9	9.7	6.4	0.0	100.0	1,308	5.4
	50-54	29.0	53.1	4.0	10.4	3.3	0.2	100.0	1,170	5.2
	55-59	40.0	43.8	4.3	7.0	5.0	0.0	100.0	866	5.2
	60-64	50.5	37.7	3.7	4.9	3.2	0.0	100.0	998	5.0
65+	72.7	22.2	1.7	1.6	1.6	0.1	100.0	2,260	4.7	
Missing/Don't know	100.0	0.0	0.0	0.0	0.0	0.0	100.0	9	0.0	
Total		32.2	34.3	14.7	11.9	6.9	0.0	100.0	19,786	5.8
Background Characteristics		Male						Total	Unweighted number	Median years of education
		No education /Primary incomplete	Primary school	Secondary school	High school	Undergraduate and graduate	Don't know/missing			
Type of Residence	Urban	17.7	30.7	19.4	20.0	12.1	0.1	100.0	12,299	7.8
	Rural	23.8	44.5	18.2	9.5	3.9	0.1	100.0	6,479	5.6
Region	Istanbul	16.8	33.4	19.4	19.3	11.1	0.1	100.0	1,823	7.5
	West Marmara	18.2	38.9	17.6	18.3	6.9	0.0	100.0	1,322	6.0
	Aegean	15.4	38.8	18.0	15.6	12.2	0.0	100.0	1,353	6.7
	East Marmara	15.8	33.8	20.1	20.5	9.7	0.1	100.0	1,614	7.6
	West Anatolia	16.2	30.2	17.5	19.6	16.5	0.0	100.0	1,195	8.1
	Mediterranean	18.2	33.9	19.2	18.7	9.8	0.2	100.0	1,470	7.4
	Central Anatolia	18.2	36.5	20.2	16.9	8.0	0.2	100.0	1,568	7.1
	West Black Sea	20.7	36.7	16.7	16.9	9.0	0.1	100.0	1,775	6.4
	East Black Sea	16.8	35.4	20.1	19.3	8.4	0.0	100.0	1,415	7.4
	Northeast Anatolia	29.2	33.8	18.3	13.8	4.9	0.0	100.0	1,808	5.9
Age	Central East Anatolia	26.6	30.5	20.0	15.9	6.8	0.1	100.0	1,783	7.2
	Southeast Anatolia	31.3	30.2	21.4	10.8	6.2	0.1	100.0	1,652	6.4
Age	4-5	100.0	0.0	0.0	0.0	0.0	0.0	100.0	668	0.0
	6-9	98.9	1.1	0.0	0.0	0.0	0.0	100.0	1,388	1.1
	10-14	23.9	68.5	7.6	0.0	0.0	0.0	100.0	2,003	5.3
	15-19	2.3	7.0	77.6	12.8	0.0	0.2	100.0	1,857	9.2
	20-24	2.3	6.0	32.6	47.5	11.5	0.0	100.0	1,411	11.3
	25-29	2.5	14.4	24.4	31.6	27.0	0.0	100.0	1,422	10.9
	30-34	3.4	27.7	17.6	30.4	20.8	0.0	100.0	1,373	10.2
	35-39	4.0	40.1	12.3	26.8	16.8	0.2	100.0	1,281	8.5
	40-44	3.6	44.8	15.1	21.6	14.9	0.0	100.0	1,350	7.4
	45-49	4.9	50.6	14.6	17.8	12.0	0.0	100.0	1,278	6.0
	50-54	6.0	49.4	12.8	19.8	11.7	0.2	100.0	1,156	6.0
	55-59	7.9	54.4	9.5	15.4	12.8	0.0	100.0	911	5.7
	60-64	14.4	55.1	8.9	10.7	10.5	0.3	100.0	810	5.5
65+	31.7	51.8	5.4	5.5	5.5	0.0	100.0	1,849	5.2	
Missing/Don't know	33.7	44.7	3.1	12.2	0.0	6.3	100.0	18	5.5	
Total		19.2	34.0	19.1	17.5	10.1	0.1	100.0	18,778	7.3

According to the survey results, the average household size in Turkey has declined to below 4 persons. The average household size is 3,6 persons in urban areas and 3,9 persons in rural areas. In Turkey 1 out of every 4 households is composed of 4 persons. 12 percent of households consist of 6 or more persons. While the proportion of these types of crowded households decreases to 10 percent in urban areas; in rural areas this proportion reaches up to 20 percent. While the share of households that are composed of one person within all households was 6 percent in the 2008 research, it is observed in this research as 8 percent. This proportion increases to 9 percent in rural areas (Table 3.3).

Table 3.3 Household composition

Percentage distribution of households by type of residence and household size, Turkey 2014

Number of usual residents in household	Urban	Rural	Total
1	7.2	9.3	7.7
2	20.0	27.5	22.0
3	21.7	15.9	20.4
4	27.1	16.0	24.4
5	14.1	11.2	13.4
6	5.4	7.7	6.0
7	2.2	4.8	2.8
8	0.8	3.0	1.3
9+	1.4	4.7	2.1
Total	100.0	100.0	100.0
Number of households (Unweighted)	7,474	3,773	11,247
Average household size	3.6	3.9	3.7

Note: This table is based on de jure members of households (usual residents). Since the percentages in the table are rounded numbers, the sum may not be equal to 100%.

Table 3.4 gives quantitative information on the households that were interviewed for the Research on Domestic Violence against Women in Turkey and on the de facto survey population in these households. The comparison of weighted and unweighted household numbers presented in this table also shows in which regions the sample was selected more or less proportional to the population, as a result of the weighting scheme employed in the sample design.

According to the results of the Research on Domestic Violence against Women in Turkey, 76 percent of the households and 75 percent of the household populations live in urban areas. Out of 11,247 interviewed households, 20 percent of the households are in İstanbul and 15 percent of the households are in the Aegean region. These two regions are followed by the Mediterranean, Western Anatolia and Eastern Marmara regions. One-fifth of the household populations live in İstanbul. Although Southeast Anatolia comprises 7 percent of households in Turkey, 10 percent of the population live in this region due to its higher mean household size compared to that of Turkey as a whole (Table 3.4).

Table 3.4 Number of households and household population

Percentage distribution of number of households and household population by type of residence and region, Turkey 2014

	Number of Households			Household Population		
	Weighted percent	Weighted number	Unweighted number	Weighted percent	Weighted number	Unweighted number
Type of Residence						
Urban	76.3	8,586	7,474	75.0	31,376	27,974
Rural	23.7	2,661	3,773	25.0	10,463	15,266
Region						
Istanbul	19.6	2,202	1,051	20.1	8,399	3,970
West Marmara	5.1	577	984	4.2	1,761	3,002
Aegean	14.6	1,640	970	12.3	5,126	3,032
East Marmara	10.2	1,152	1,043	9.5	3,968	3,593
West Anatolia	10.5	1,183	794	9.5	3,974	2,665
Mediterranean	12.8	1,441	914	12.3	5,159	3,271
Central Anatolia	4.7	524	983	4.6	1,942	3,635
West Black Sea	6.1	690	1,098	6.2	2,583	4,124
East Black Sea	3.4	380	917	3.3	1,397	3,360
Northeast Anatolia	2.3	254	900	2.9	1,228	4,378
Central East Anatolia	3.6	410	853	4.8	2,006	4,172
Southeast Anatolia	7.1	794	740	10.3	4,296	4,038
Turkey	100.0	11,247	11,247	100.0	41,838	43,240



Chapter 4

Background Characteristics of Women

Alanur avlin

TuĐba Adalı

Pelin aĐatay Sekiner

Chapter 4. Background Characteristics of Women

Alanur Çavlin, Tuğba Adalı and Pelin Çağatay Seçkiner

This section presents information about the basic social and demographic characteristics of interviewed women aged 15-59 attained through the women's questionnaire of the Research on Domestic Violence against Women in Turkey as well as information about early marriages.

4.1. Background characteristics of women

Table 4.1 presents the percentage distributions of the women aged 15-59, interviewed in the Research on Domestic Violence against Women in Turkey, by some background characteristics, as well as the weighted and unweighted number of observations. Regarding the type of residence, 78 percent of women in Turkey live in urban areas and 22 percent of women live in rural areas. While only 3 percent of the interviewed women live in Northeast Anatolia, 21 percent of the women live in the İstanbul region. The age distribution of the interviewed women is compatible with the demographic structure of Turkey. The female population interviewed for the survey increases until the mid-thirties, decreases rapidly starting from the age of 35 and it decreases to 7 percent in the 55-59 age group (Table 4.1).

		Weighted Percentage	Weighted Number	Unweighted Number
Type of Residence	Urban	77.6	5,790	5,073
	Rural	22.4	1,672	2,389
Region	İstanbul	20.6	1,539	692
	West Marmara	4.3	322	634
	Aegean	12.3	917	619
	East Marmara	9.5	712	694
	West Anatolia	9.8	731	434
	Mediterranean	12.5	932	604
	Central Anatolia	4.6	340	620
	West Black Sea	6.1	455	719
	East Black Sea	3.3	245	567
	Northeast Anatolia	2.6	195	666
	Central East Anatolia	4.8	359	625
Southeast Anatolia	9.6	716	588	
Age	15-19	8.4	625	664
	20-24	9.2	688	705
	25-29	13.2	984	968
	30-34	16.7	1,248	1,174
	35-39	13.4	1,002	987
	40-44	12.1	900	904
	45-49	10.9	815	812
	50-54	9.1	677	711
	55-59	7.0	523	537
Total		100.0	7,462	7,462

The survey results show that, nearly eight out of every ten women were married during the time of the survey. Fifteen percent of interviewed women were never-married (“never-married, never-partnered” women and “never-married, ever-partnered” women in Table 4.2). Almost half of the never-married women reported getting engaged, being betrothed or having had a boyfriend at least once. Three percent of women have lost their husbands; 4 percent of women were either divorced or separated. When educational level is observed, it is seen that 16 percent of the women aged 15-59 do not have any education or have not completed primary school. Forty-one percent of women have only completed primary school level education. The proportion of secondary and high school graduate women is 17 percent. The proportion of women with undergraduate and graduate education remains approximately at 10 percent (Table 4.2). According to these results, it is possible to point out that with the impact of socio-economic transformation, the percentage of uneducated women has decreased, education has become widespread and the education level of women has increased compared to the past.

Table 4.2 Basic social and demographic characteristics of women		
Percent distribution of women by education, marital and relationship status and wealth level, Turkey 2014		
Education	Percentage	Unweighted Number
No education /Primary incomplete	16.1	1,348
Primary school	40.9	3,147
Secondary school	16.9	1,239
High school	16.6	1,117
Undergraduate and graduate	9.5	608
Relationship status		
Currently married	78.7	5,828
Never-married, never-partnered	8.4	662
Never-married, ever-partnered*	6.8	513
Widowed	2.5	198
Divorced/separated	3.6	261
Wealth Level of Household		
Low	36.8	3,218
Medium	20.7	1,509
High	42.4	2,735
Total	100.0**	7,462

*Had a fiancée, betrothed, boyfriend.

** Since the numbers in the table are round numbers, the sum of the percentages may not be equal to 100%.

Observing the distribution of women’s level of education according to background characteristics like type of residence and region, it is seen that women with high school or higher education mostly live in urban areas, in Western regions and in households with high wealth level. Compared to the Western Marmara and Western Anatolia regions, where women with no education/incomplete primary education are found the least, women’s participation in education is lower in the Northeastern, Central Eastern and Southeastern Anatolia regions. The median number of years of education for interviewed women’s is 5.3 years. Especially for women in the 15-24 age group, this number increases to 6.4 years and it is above

the average of Turkey. This duration declines with age and decreases to 4.7 years for women in the 45-59 age group. With the increase in wealth level, the median number of years of education increases from 4.7 years to 6.2 years (Table 4.3).

Table 4.3 Women's educational level

Percentage distribution of women aged 15-59 by educational level according to basic social and demographic characteristics and median number of years of education, Turkey 2014

		Education Level					Total	Median number of years of education	Number of women
		No education/ primary incomplete	Primary school	Secondary school	High school	Undergraduate and graduate			
Type of Residence	Urban	13.0	38.9	17.3	19.3	11.5	5,067	5.5	5,073
	Rural	26.9	47.8	15.4	7.1	2.8	2,388	4.8	2,389
Region	İstanbul	13.2	38.8	18.4	19.0	10.5	691	5.5	692
	West Marmara	9.5	51.8	14.1	16.4	8.2	632	5.4	634
	Aegean	10.1	45.6	13.3	18.6	12.4	619	5.4	619
	East Marmara	10.1	46.0	19.2	15.7	9.0	693	5.4	694
	West Anatolia	9.7	37.7	16.1	21.5	15.0	434	5.7	434
	Mediterranean	14.0	40.1	17.8	18.4	9.6	602	5.4	604
	Central Anatolia	14.2	43.4	18.9	14.9	8.6	620	5.4	620
	West Black Sea	12.4	48.8	16.0	14.4	8.5	719	5.3	719
	East Black Sea	14.2	45.0	16.0	17.6	7.1	567	5.3	567
	Northeast Anatolia	34.1	39.6	15.5	7.7	3.1	666	4.5	666
	Central East Anatolia	36.8	30.2	16.4	11.5	5.1	625	4.7	625
Southeast Anatolia	36.9	31.6	17.3	9.2	5.1	587	4.6	588	
Age	15-24	7.4	9.6	51.1	25.9	6.1	1,369	6.4	1,369
	25-34	13.9	37.3	14.3	20.0	14.5	2,139	5.6	2,142
	35-44	12.1	54.4	9.0	13.8	10.8	1,890	5.3	1,891
	45-59	28.0	52.4	4.9	9.5	5.1	2,057	4.7	2,060
Wealth Level of Household	Low	30.2	46.1	14.8	7.3	1.6	3,213	4.7	3,218
	Medium	12.7	47.0	20.2	15.7	4.4	1,507	5.3	1,509
	High	5.6	33.3	17.1	25.1	19.0	2,735	6.2	2,735
Total		16.1	40.9	16.9	16.6	9.5	7,455	5.3	7,462

Regarding the percentage of literacy, it is seen that throughout Turkey 9 out of every 10 women are literate (Table 4.4). This ratio is above 90 percent except in rural areas and in the Eastern regions. It is seen that the differentiation observed for educational level according to urban and rural types of residences, regions, age and wealth level is also observed for literacy.

Table 4.4 Women's level of literacy				
Percentage distribution of women aged 15-59 by level of literacy according to basic social and demographic characteristics, Turkey 2014				
		Percentage literate	Percentage illiterate	Number of women
Type of Residence				
	Urban	92.5	7.5	5,073
	Rural	81.2	18.8	2,389
Region				
	İstanbul	93.5	6.5	692
	West Marmara	94.2	5.8	634
	Aegean	94.9	5.1	619
	East Marmara	92.9	7.1	694
	West Anatolia	95.2	4.8	434
	Mediterranean	90.2	9.8	604
	Central Anatolia	90.9	9.1	620
	West Black Sea	91.8	8.2	719
	East Black Sea	90.9	9.1	567
	Northeast Anatolia	77.0	23.0	666
	Central East Anatolia	75.3	24.7	625
	Southeast Anatolia	74.9	25.1	588
Age				
	15-24	96.9	3.1	1,369
	25-34	92.4	7.6	2,142
	35-44	92.0	8.0	1,891
	45-59	80.9	19.1	2,060
Wealth Level of Household				
	Low	79.3	20.7	3,218
	Medium	93.2	6.8	1,509
	High	97.7	2.3	2,735
Total		90.0	10.0	7,462

Considering women's occupational status, the proportion of women who stated that they were not working at the time of the survey is 70 percent. The proportion of women who are currently working is around 30 percent. There is a different pattern for women's occupational status than the pattern for educational status. The proportion of working women is above the average of Turkey in rural areas compared to urban areas and in the Western and Black Sea regions compared to the Central and Southern regions (Table 4.5). This situation is related to the distribution of the two main sectors, namely service and agriculture sectors, according to type of residence and regions. Detailed information on the sectorial distribution of working women is presented in Annex Table 4.1, 4.2, 4.3 and 4.4. The ratios of working women being above the average of Turkey are related to women's employment in the service sector in Western regions and in the agriculture sector in Northern regions (Annex Table 4.1).

Table 4.5 Occupational status of women (by type of residence, region, age and wealth level)

Percentage distribution of women aged 15-59 by occupational status according to basic social and demographic characteristics, Turkey 2014

		Currently Working	Currently not working	Total	Number of women
Type of Residence	Urban	28.2	71.8	100.0	5,073
	Rural	35.4	64.6	100.0	2,389
Region	Istanbul	28.2	71.8	100.0	692
	West Marmara	42.9	57.1	100.0	634
	Aegean	36.3	63.7	100.0	619
	East Marmara	30.0	70.0	100.0	694
	West Anatolia	33.7	66.3	100.0	434
	Mediterranean	29.1	70.9	100.0	604
	Central Anatolia	25.9	74.1	100.0	620
	West Black Sea	35.6	64.4	100.0	719
	East Black Sea	44.6	55.4	100.0	567
	Northeast Anatolia	18.5	81.5	100.0	666
	Central East Anatolia	17.9	82.1	100.0	625
Southeast Anatolia	18.0	82.0	100.0	588	
Age	15-24	18.3	81.7	100.0	1,369
	25-34	32.9	67.1	100.0	2,142
	35-44	36.8	63.2	100.0	1,891
	45-59	27.3	72.7	100.0	2,060
Wealth Level	Low	26.2	73.8	100.0	3,218
	Medium	27.9	72.1	100.0	1,509
	High	33.9	66.1	100.0	2,735
Total		29.8	70.2	100.0	7,462

Throughout Turkey, two out of every three women who are working are employed in the service sector and one out of every four women is employed in the agriculture sector. As expected, the sectorial distribution pattern in the urban and in the rural areas are very different. While three out of every four women work in the agriculture sector in rural areas; four out of every five women work in the service sector in urban areas. With 85 percent, the private sector has the largest share in women's employment (Annex Table 4.3). When the type of employment of women in work is analyzed, it is seen that 31 percent of women are regular workers and 19 percent of women are unpaid family workers (Annex Table 4.5 and Annex Table 4.6). The occupational status of women by different social and demographic characteristics is presented in Table 4.5 and Table 4.6. The proportion of working women is lower in the 15-24 age group which is the youngest age group. The low proportion of working in this age group compared to other age groups is an expected situation, since there are women who still continue with their education in the 15-24 age group. Starting in the next age group, there is a clear increase in the proportion of women who are working until the 40-59 age group. The proportion of working women displays a slow increase with increasing wealth level (Table 4.5).

Table 4.6 Occupational status of women (by education, marital status and number of children)
 Percentage distribution of women aged 15-59 by occupational status according to basic social and demographic characteristics, Turkey 2014

	Currently Working	Currently Not Working	Total	Number of women
Education				
No education /primary incomplete	20.7	79.3	100.0	1,348
Primary school	29.5	70.5	100.0	3,147
Secondary school	21.2	78.8	100.0	1,239
High school	28.7	71.3	100.0	1,117
Graduate and undergraduate	63.6	36.4	100.0	608
Marital Status				
Never-married	26.7	73.3	100.0	1,175
Currently married	29.7	70.3	100.0	5,828
Widowed	21.7	78.3	100.0	198
Divorced/Separated	51.5	48.5	100.0	261
Number of children				
0	30.3	69.7	100.0	1,626
1-2	33.3	66.7	100.0	3,292
3-4	24.9	75.1	100.0	1,974
5+	21.4	78.6	100.0	569
Total	29.8	70.2	100.0	7,462

The main differentiation among women who participate in the labor force is observed for women's educational attainment, marital status and number of children. While 21 percent of women who have no education or have not completed primary school are working, 64 percent of women with undergraduate or graduate education participate in the labor force. Examining the marital status of women, it is seen that 22 percent of widowed women, 30 percent of currently married women and 52 percent of divorced or separated women are working. Although participation in the labor force is lower among women with no children than women with 1 or 2 children, it is important to keep in mind that the majority of women with no children are young, never married and still continuing their education. Looking at women with children, it is observed that women's participation in the labor force decreases with an increase in the number of children (Table 4.6). Another important indicator concerning employment is related to the social security coverage of women. Survey results show that more than half of the working women do not have social security. It should be highlighted that the proportion of women working without social security is higher among women living in rural areas and that four out of every five working women in rural areas are not covered by social security (Annex Table 4.7).

4.2. The marital status of women and early marriages

Marriage, which is practically an inseparable part of social life in Turkey, has a special importance for studies on domestic violence. In this survey, the definition of marriage was not limited to official marriage, but was based on the declaration of women. Information on the marital status of all household members was collected through the household questionnaire of the survey. Table 4.7 presents the findings related to the marital status of women aged 15-59, obtained from the analysis based on the household data. The majority of women (60 percent) are currently married. Looking at the marital status of those who are not currently married, it is seen that 27 percent are never married, 3 percent are divorced or separated, and 10 percent are widowed.

It is known that the age of marriage is a fundamental determinant for the formation of marriages, and early marriages make women more vulnerable to violence and to cope with violence. According to the Turkish Civil Code and the Turkish Penal Code, women and men should complete the age of 17 in order to get married and it is illegal for mothers and fathers to marry their children before the age of 15. Although women and children are protected through these laws, early marriages are still a current issue for the country. When the health and social outcomes of early marriages are considered, it is evident that early marriages are an important problem for the country. Since in early marriages women have early pregnancy risks, this situation has serious and negative effects on women's health in countries like Turkey, where the marital fertility rate is high. Along with health risks, it is known that physical, sexual and psychological violence is encountered more frequently in early marriages. The relationship of early marriages with violence is presented in tables on violence levels in Chapter 5.

Table 4.7 Marital status*

The percentage distribution of women aged 15-59 by marital status according to age, Turkey, 2014

Age	Never married	Currently married	Divorced / separated	Widowed	Number of women
15-19**	93.3	6.5	0.2	0.0	1,939
20-24	62.9	35.5	1.5	0.1	1,712
25-29	23.4	72.9	2.7	1.1	1,543
30-34	11.7	83.4	4.4	0.5	1,643
35-39	6.6	86.7	5.3	1.5	1,463
40-44	5.2	87.8	4.7	2.3	1,503
45-49	2.7	87.1	4.4	5.9	1,356
50-54	3.0	85.8	3.5	7.8	1,204
55-59	2.4	78.1	4.6	14.9	901
Total	27.2	60.4	2.9	9.5	17,873

*Based on the household data.

** The proportion of currently married women is 3.6 percent for women aged 15-18.

The percentage ever married women, increases with age. Seven percent of women aged 15-19, which is the youngest age group, are currently married as of the survey date. Regarding marriages before the age of 18, it is seen that 4 percent of women aged 15-18 are married. However, it should be kept in mind that a significant part of the women in the 15-18 age group are under the risk of early marriage because they are still under 18. Therefore, whether the marriages took place before or after the age of 18 were examined for ever-married women, as in Table 4.8.

According to the survey results, throughout Turkey, one-fourth of women reported getting married before the age of 18. When the type of residence and regional distribution of these women are considered, it is seen that 32 percent of women in rural areas and more than 30 percent of women in the Northeastern, Southeastern, Central Eastern, Central Anatolia and Western Black Sea regions were married before the age of 18. The proportion of early marriages differs according to the educational and wealth levels. Early marriages impede women's education; it is seen that women with lesser education get married at earlier ages. According to the survey results, while the proportion of those married early reaches up to 42 percent especially among women who have no education or have not completed primary education. This proportion decreases significantly with an increase in educational attainment (Table 4.8).

There is a different relationship between the age of women and early marriages. More than one-third of married women in the 15-24 age group, which is the youngest age group, were married before the age of 18. Early marriages are observed for nearly one-third of women in the older age group of 45-59. As for the other two groups, one out of every five women in these age groups was married at an early age (Table 4.8).

While there is no significant differentiation for low and medium wealth levels, the proportion of early marriages decreases for the high wealth level. The percentage of women who were married at an early age among women in the lowest wealth level is almost twice the women in the highest wealth level (33 percent and 19 percent, respectively). However, the fact that early marriages are prevalent, even in the higher wealth levels, is striking (Table 4.8).

Table 4.8 Percentages of marriages before and after the age of 18

Percentage of women married before and after the age of 18 by basic social and demographic characteristics, Turkey 2014

		Married before the age of 18	Married after the age of 18	Number of married women
Type of Residence				
	Urban	24.6	75.4	4,290
	Rural	32.1	67.9	1,997
Region				
	Istanbul	25.9	74.1	583
	West Marmara	25.4	74.6	559
	Aegean	25.9	74.1	538
	East Marmara	19.5	80.5	612
	West Anatolia	23.5	76.5	377
	Mediterranean	21.7	78.3	529
	Central Anatolia	31.3	68.7	531
	West Black Sea	32.3	67.7	607
	East Black Sea	27.0	73.0	480
	Northeast Anatolia	34.2	65.8	540
	Central East Anatolia	32.9	67.1	471
	Southeast Anatolia	32.8	67.2	460
Age				
	15-24	36.1	63.9	477
	25-34	22.4	77.6	1,981
	35-44	21.8	78.2	1,815
	45-59	32.0	68.0	2,014
Education				
	No education /primary incomplete	42.3	57.7	1,284
	Primary school	29.5	70.5	3,010
	Secondary school	28.0	72.0	737
	High school	8.4	91.6	818
	Undergraduate and graduate	2.0	98.0	436
Wealth level				
	Low	32.6	67.4	2,735
	Medium	30.2	69.8	1,273
	High	18.7	81.3	2,279
Turkey		26.3	73.7	6,287

In Table 4.8, the formation of marriage is presented separately for the marriages before and after the age of 18. It is striking that concerning the decision of marriage by the age at marriage, only 24 percent of early marriages are the decision of the couples, whereas, 48 percent of marriages after the age of 18 are the decision of the couples. Similarly, the ratio of marriages decided by the family without taking the consent of the women differs according to the age at marriage. Twenty percent of the marriages before the age of 18 and 6 percent of the marriages after the age of 18 are decided by families without taking the consent of the women.

Table 4.9 The formation of early marriages

Percentage distribution of characteristics related to formation of early marriages among women married before and after the age of 18, Turkey 2014

	Married before the age of 18	Married after the age of 18	Number of women
Decision on marriage			
Decision of family (with consent)	46.8	41.5	2,750
Decision of family (without consent)	19.9	6.2	643
Own decision	24.3	47.8	2,482
Other (including eloping)	9.0	4.6	401
Type of marriage			
Civil and religious marriage	94.8	95.4	6,003
Only civil	3.2	1.6	132
Only religious	1.9	2.8	140
None	0.1	0.2	11
Precedence of marriage ceremonies			
Civil ceremony	37.3	52.7	2,791
Religious ceremony	62.7	47.3	3,187
Raising age in order to get married			
Age raised	13.3	-	315
Age not raised	86.7	-	5,962
The person who performed the religious ceremony			
Official imam ^a	62.6	67.1	4,071
Other imam ^b	14.6	13.1	835
Acquaintance/Relative	10.9	11.0	637
Village headman (Muhtar)	1.8	0.9	74
Other	1.1	1.3	70
Do not know	9.0	6.5	448
Bride price			
Bride price paid	21.3	8.9	954
Bride price not paid	78.7	91.1	5,319
Consanguineous marriage			
Not relatives	69.4	79.7	4,821
Cousins ^c	18.1	10.4	787
Other relatives ^d	12.5	9.9	673
Age differences between spouses			
Woman is 2 years older	1.0	7.5	372
Approximately the same	10.5	25.7	1,298
Man is 2-4 years older	19.4	29.3	1,629
Man is 5-9 years older	45.4	28.4	1,997
Man is 10 or more years older	23.7	9.1	861
Turkey	1,745	4,542	6,287

^a Religious official appointed by T.R. Presidency of Religious Affairs

^b Honorary religious official

^c Paternal cousin(uncle), paternal cousin(aunt), maternal cousin(aunt),maternal cousin(uncle)

^d Relatives others than cousins

There is no differentiation concerning the age of marriage regarding the type of marriage. Regardless of the age of marriage, 95 percent of the marriages have both official and religious ceremonies. Although, legally, civil ceremonies should

be carried out first, in 63 percent of marriages before the age of 18, the religious ceremony has been carried out first. The same ratio is 47 percent for marriages after the age of 18. Regarding the person who performed the religious ceremony, there is no difference according to the age of marriage. In both cases, more than 60 percent of the religious ceremonies have been performed by official imams. This result indicates that official imams also perform religious ceremonies before the age of 18 and without seeking official marriage (Table 4.9).

When other characteristics related to marriage are analyzed, it is seen that women who marry at an early age experience disadvantaged conditions more during the early stages of their marriage. Another important point is that in 13 percent of marriages before the age of 18, it is stated that the age was raised in order to get married. This situation implies that, concerning the regulation in the Law regarding the age of marriage, raising the age limit and the execution of provisions in the laws should be monitored effectively. Consanguineous marriages are more prevalent among women who marry at early ages than women who marry after the age of 18. Furthermore, first-cousin marriages are more prevalent among women who marry early (18 percent) than women who marry after the age of 18 (10 percent). Moreover, it should be noted that in these marriages the age difference between spouses are striking. Concerning the cases where men are 5-9 years older than women, the proportion of women who marry before the age of 18 is 45 percent; whereas, this proportion is 28 percent among women who marry after the age 18. An age difference of ten years or more between spouses is seen in 24 percent of women who marry before the age of 18 and 9 percent of women who marry after the age of 18. When both of the situations are considered together, the ratio of women who marry after the age of 18 reaches up to 69 percent. There is also a significant difference concerning the bride price; 21 percent of women who were married at an early age and 9 percent of women who were married after the age of 18 reported that bride price was paid (Table 4.9).



Chapter 5

Prevalence of Violence against Women

İlknur Yüksel-Kaptanođlu
Alanur avlin

Chapter 5. Prevalence of Violence against Women

İlknur Yüksel-Kaptanođlu and Alanur avlin

Violence against women experienced as a result of gender inequality is a violation of human rights and a form of discrimination against women and it is inflicted on women because they are women. Violence against women is perpetrated primarily by the men from the women's immediate social networks and by men that they do or do not know. In some cases, other women in the family can be perpetrators, as well. Although the name of the research is domestic violence against women, in the research the information on other types of violence that occurred inside or outside the house and perpetrated by different individuals with whom women live or do not live together in the same house was also collected.

This chapter, where the findings related to the prevalence of different forms of violence is presented and evaluated, is comprised of four sections. The first section elaborates the physical and sexual violence, as well as emotional and economic violence/abuse by husbands and intimate partners. Within this context, the level of violence against women has been calculated and it is presented separately for women with different social and demographic characteristics. In addition to these, controlling behaviors by husbands or intimate partners are also presented. In this section, where the violence by husbands and intimate partners is explained, the social and demographic characteristics of the last male partners (husband or fiancé, betrothed, boyfriend) who perpetrated violence against women, information on their bad habits and the history of violence in their families are presented in order to describe certain social and demographic characteristics of the perpetrators.

In the second section, women's attitudes toward gender roles, as well as physical and sexual violence are revealed. The third section addresses the violence perpetrated by people other than the women's husbands or intimate partners. This section includes the following issues; prevention of education and work, the physical and sexual violence and emotional violence/abuse after the age of 15 and sexual abuse before the age of 15. Additionally, the findings on stalking by intimate partners, acquaintances or strangers, on which the data has been collected for the first time in Turkey, are also presented in the third section. In the last section, the results related to this chapter are briefly evaluated and they are compared to the findings of the 2008 research in certain aspects.

Throughout the chapter, the findings on physical and sexual violence, emotional and economic violence/abuse, information on controlling behaviors and the results of stalking are presented and discussed according to the background

characteristics of the women such as, region, type of residence, age groups, marital status, employment status, educational and wealth status.

5.1. Violence against women by husbands or intimate partners

The studies reveal that domestic violence against women is generally perpetrated by husbands or intimate partners. In this section, first, the findings on the prevalence of violence perpetrated by husbands or intimate partners are presented. Along with the evaluation of the prevalence of physical and sexual violence and emotional and economic violence/abuse among women with different social and demographic characteristics, the behaviors and attitudes, which pave the way to violence, are also among the topics of this section. Husbands' or intimate partners' control over the daily lives of women, women's attitudes toward gender roles, physical and sexual violence are presented as well.

In order to measure the level of violence and abuse in a standard way, some violent behaviors should be categorized and the women interviewed in the research should be asked whether they have experienced certain acts of violence. In this research, the definitions of violence used in the international study¹ of the World Health Organization are also used. The definitions of different acts of violence are given in the methodology chapter (see Chapter 2.3. The Violence Definitions used in the Research). For each act of violence, women were asked questions about when and how frequently the act occurred. In the survey, two different periods were considered when collecting the data on violence: lifetime violence and the violence experienced by the women within the most recent period. Lifetime violence refers to the violence experienced by women at any point in their lives. For the violence experienced in the most recent period, the last 12 months preceding the interview have been taken into consideration.

The majority of the violence against women studies have revealed that marriage increases women's exposure to violence. The concept of marriage may not refer to the same phenomenon in different regions and cultures. In Turkey, marriage is not limited to civil ceremony. For this reason, the definition of marriage used in this study is not limited to civil ceremonies, it also includes religious ceremonies. The level of violence covered in this chapter has been calculated for ever-married women (currently married, widowed or divorced/separated). Since being married or unmarried has a significant impact on the violence experienced by women, the marital status of women are taken into account and the level of violence experienced by currently married, widowed and divorced/separated women are compared.

¹ "Multi-Country Study on Women's Health and Domestic Violence against Women" conducted in 10 countries in 2005 [Garcia-Moreno, C., Jansen, H. A.F.M, Ellsberg, M., Heise, L. ve Watts, C. (2005). *WHO Multi-Country Study on Women's Health and Domestic Violence against Women: Initial Results on Prevalence, Health Outcomes and Women's Responses*. Geneva: WHO publications.].

5.1.1. Physical and sexual violence

To measure physical and sexual violence, women were asked whether they have experienced certain acts of physical and sexual violence or not. In line with the answers given to these questions, Table 5.1 shows the percentages related to ever-married women's exposure to physical and sexual violence by their husbands or intimate partners according to social and demographic characteristics. In this table, the distribution of violence exposure by region, type of residence, marital status, age at first marriage, educational, occupational and wealth statuses is presented along with the national level of violence experienced by women.

In Turkey, the proportion of women who have reported lifetime physical violence is 36 percent. In other words, nearly 4 out of every 10 ever-married women have been subjected to physical violence by their husbands or intimate partners. Regarding the violence experienced within the most recent period, it is seen that 8 percent of ever-married women have been subjected to physical violence within the last 12 months preceding the survey. Although there is no significant difference between urban and rural areas for lifetime violence or for the violence experienced within the most recent period, it is seen that lifetime violence ranges from 27 to 43 percent and the proportion of violence within the last 12 months varies between 5 and 11 percent among regions. Central Anatolia has the highest level of violence for both periods (Table 5.1).

The research findings reveal that physical and sexual violence are prevalently experienced together. Throughout Turkey, while 36 percent of women reported having been subjected to physical violence and 12 percent to sexual violence, the fact that 38 percent of women have experienced at least one of the two forms of violence shows that in most of the cases physical violence is accompanied by sexual violence (Table 5.1).

As expected, the exposure to either physical or sexual violence at any point in life increases with age. However, as it was in 2008, the violence experienced within the last 12 months is more prevalent among younger women. The proportion of physical violence among women aged between 15 and 24, which is the youngest age group in the survey, is about three times higher than that of women in the oldest age group, 45-49. When the fact that early ages corresponds to the first years of marriage is considered, the young and married women become the most disadvantaged group in terms of high risk of exposure to violence. Another finding supporting this relationship is that women who have married early (before the age of 18) experience physical and sexual violence more prevalently. Approximately half of the women who have married before the age of 18 have experienced physical violence and one-fifth of them have been subjected to

sexual violence. Among women who have married after the age of 18, 3 out of every 10 women have experienced physical violence and one out of every 10 women has been exposed to sexual violence. Especially, the sexual violence is doubled for the early marriages. Another striking point about marriage is the high proportions of women who have been subjected to violence (both lifetime violence and violence experienced within the most recent period) by their husbands or intimate partners among divorced or separated women (Table 5.1).

Table 5.1 Prevalence of physical and/or sexual violence
Percentages of women* who have experienced physical or sexual violence by their husbands or intimate partner by basic social and demographic characteristics, Turkey 2014

Background characteristics	Physical violence		Sexual violence		Physical and/or sexual violence		Number of ever-married women	
	Lifetime	Last 12 months	Lifetime	Last 12 months	Lifetime	Last 12 months		
Type of residence								
	Urban	35.0	8.3	12.0	5.4	37.0	11.3	4,290
	Rural	37.5	7.7	11.9	5.0	39.0	10.1	1,997
Region								
	İstanbul	36.3	7.5	12.9	5.7	38.2	11.0	583
	West Marmara	29.7	8.9	11.6	3.7	31.1	10.2	559
	Aegean	37.0	8.7	12.0	5.5	38.4	11.8	538
	East Marmara	30.3	5.4	10.6	4.0	32.3	7.2	612
	West Anatolia	42.2	10.1	15.0	5.6	44.7	13.3	377
	Mediterranean	36.5	9.1	11.8	5.3	38.2	11.1	529
	Central Anatolia	42.8	10.6	9.9	3.4	44.5	12.3	531
	West Black Sea	34.3	8.3	9.9	4.3	35.1	9.1	607
	East Black Sea	26.8	6.5	9.9	5.6	28.9	9.8	480
	Northeast Anatolia	38.6	8.3	16.2	8.3	41.0	12.6	540
	Central East Anatolia	32.2	7.1	10.9	5.3	35.0	10.3	471
	Southeast Anatolia	32.5	7.9	11.4	7.2	35.8	13.0	460
Age								
	15-24	25.4	15.8	9.5	5.6	28.1	17.8	477
	25-34	32.4	10.0	10.5	6.2	34.0	13.0	1,981
	35-44	36.8	8.0	11.8	5.5	38.2	11.0	1,815
	45-59	40.1	4.6	14.5	4.2	42.7	7.3	2,014
Education								
	No education/primary incomplete	41.4	8.1	14.4	6.3	43.3	11.8	1,284
	Primary school	39.9	7.9	12.9	5.8	41.8	11.0	3,010
	Secondary school	34.4	11.9	12.6	5.1	36.7	14.1	737
	High school	24.7	7.4	9.0	4.2	26.8	9.6	818
	Undergraduate and graduate	19.5	5.5	5.8	2.8	21.0	6.9	436
Marital status**								
	Currently married	33.5	7.9	10.4	5.2	35.5	10.8	5,828
	Widowed	43.5	0.9	16.0	1.0	44.8	1.1	198
	Divorced/separated	73.7	19.5	44.2	11.8	75.1	21.8	261
Early marriage								
	Married before the age of 18	31.2	7.6	9.5	4.7	33.0	10.0	4,542
	Married after the age of 18	47.6	10.0	18.9	7.2	50.1	13.9	1,745
Occupational status								
	Works in a paid job	37.3	8.8	13.0	5.4	39.1	10.9	1,959
	Does not work in a paid job	34.8	7.9	11.6	5.3	36.8	13.9	4,325
Wealth level								
	Low	41.4	10.2	14.1	7.0	43.4	13.7	2,735
	Medium	38.0	8.6	13.4	5.5	40.1	11.5	1,273
	High	29.2	6.2	9.5	3.8	31.0	8.4	2,279
Turkey		35.5	8.2	12.0	5.3	37.5	11.0	6,287

*Calculations are based on ever-married women.

** Since the calculations are made for ever-married women, there is no category for never-married women.

The increase in educational level decreases the proportion of exposure to physical or sexual violence. For instance, 43 percent of women with no/incomplete primary education have experienced physical or sexual violence; whereas, this level decreases to 21 percent for women with undergraduate and graduate education. Differences according to the educational level start from high school and above educational level. Although there are significant differences according to the educational level, one out of every five women with higher levels of education has been exposed to violence. This figure demonstrates the substantially high level of violence (Table 5.1).

Regarding the relationship between the women's exposure to violence and their employment status as a waged/salaried worker, there is no statistically significant differentiation between the employment status of women and their exposure to violence by their husbands or intimate partners. Only the proportion of women who have experienced physical or sexual violence within the past 12 months is 3 percent higher among women who are working in a paid job. This finding needs to be assessed carefully. Social conditions such as employment, education, marital status and wealth level are interlinked with each other and have an impact on violence. For instance, when compared to others, the percentage of women working in a paid job is also higher among divorced/separated women who experience violence the most (See Table 4.6).

Similar to the educational level, the wealth level also affects the proportion of violence exposure. At the low and medium wealth levels, there is a small difference in terms of physical and sexual violence. The results reveal that nearly four out of every ten women in these two wealth levels have experienced physical or sexual violence. On the other hand, at higher wealth levels, three out of every ten women have been exposed to physical violence and one out of every ten women has experienced sexual violence. Regarding the experienced violence within the last 12 months, the differentiation among wealth levels is more notable. Since the wealth level was generated based on the current conditions of the households at the time of the research, wealth level is expected to be more interrelated with the violence experienced within the most recent period.

5.1.1.1. Severity of physical violence and acts of physical violence

In order to measure the physical violence, six different acts of physical violence were described to women and they were asked whether they ever experienced these acts in any point in their lives or within the last 12 months. The World Health Organization classifies the severity of physical violence in two levels: moderate violence or severe violence. Based on this grouping, "slapping or throwing something" and "pushing, shoving or pulling her hair" are considered as acts that

cause moderate violence; "hitting with fist or with something that can hurt her", "kicking, dragging or beating up", "choking or burning her" and "threatening with a weapon like knife or gun or actually using them" are the severe acts of violence (See Chapter 2: Definitions).

In Table 5.2, the severity of violence inflicted on ever-married women by their husbands or intimate partners is presented with national level, regional level and urban-rural breakdown. Overall, it is seen that 19 percent of ever-married women have been exposed to moderate physical violence and 16 percent to severe physical violence. While there is no significant difference in the severity of violence regarding the type of residence, in terms of regional differences, it is striking that the proportion of women who have experienced moderate and severe physical violence is either identical or almost similar in the following six regions; West Marmara, Aegean, West Anatolia, Central Anatolia, Northeast Anatolia and Central East Anatolia. Just like the overall proportion of violence, the exposure to severe physical violence is the highest in Central Anatolia.

Table 5.2 Severity of physical violence
Percentages of women* who have experienced moderate and severe physical violence by their husbands or intimate partners by region and type of residence, Turkey 2014

Background characteristics		Physical violence		Number of ever-married women
		Moderate violence	Severe violence	
Type of residence				
	Urban	18.9	15.4	4,290
	Rural	21.2	15.6	1,997
Region				
	İstanbul	21.3	16.1	583
	West Marmara	14.8	14.7	559
	Aegean	17.5	20.4	538
	East Marmara	18.0	11.1	612
	West Anatolia	21.1	21.4	377
	Mediterranean	20.1	14.7	529
	Central Anatolia	22.6	23.0	531
	West Black Sea	20.5	14.2	607
	East Black Sea	15.1	9.2	480
	Northeast Anatolia	18.6	17.1	540
	Central East Anatolia	16.8	15.3	471
	Southeast Anatolia	18.9	11.4	460
Turkey		19.4	15.5	6,287

*Calculations are based on ever-married women.

Throughout Turkey and in urban/rural areas, the most prevalent act of physical violence is "slapping or throwing something at her". The survey findings reveal that 33 percent of ever-married women have been exposed to this act at least once in any point of their lives and 7 percent have experienced it in the last 12 months (Table 5.3 and Annex Table 5.1). Among women, who have been exposed to this act by their husbands or intimate partners, 38 percent reported that this happened once or twice; whereas, 35 percent of women reported having experienced this act many times. The results demonstrate that for the majority of women who have experienced this act, this is not a one-time incident but a recurring behavior (Table 5.3).

The prevalence of the acts of violence decreases as their level of damage increases. Eighteen percent of ever-married women have been pushed or shoved, 13 percent have been punched, 10 percent have been kicked, dragged or beaten up, 6 percent have been choked or burnt and 3 percent have been threatened with a weapon like a knife or a gun or these weapons have been used against them. Although the number of women who have been subjected to severe physical violence is lower than that of moderate physical violence, it is striking that the severe acts of violence recur more prevalently than moderate acts of violence (Table 5.3).

Although the prevalence of different acts of violence differs according to region, age groups, marital status, educational and wealth levels in some categories, there seems to be a similar pattern. It can be stated that the lifetime physical violence is more prevalent among older age groups, low educational and wealth levels. The divorced/separated women experience all types of violence more prevalently than other women. The most striking point is that more than one-fourth of women in this group have been threatened with a knife or gun or these weapons have been used against them. This situation should be considered together with femicides. Detailed information on the proportion and frequency of each act is given in Annex Table 5.1.

Table 5.3 Acts of physical violence and their frequencies Percentages of the acts of physical violence that the women* have experienced by their husbands or intimate partners and the frequency** by type of residence and region, Turkey 2014																
Background characteristics	Slapped her or threw something at her				Pushed or shoved her				Hit her with fist				Number of ever-married women			
	Lifetime	Last 12 months	Once	Frequency	Lifetime	Last 12 months	Once	Frequency	Lifetime	Last 12 months	Once	Frequency		Couple of times	Many times	
Type of residence																
Urban	32.5	7.0	37.3	25.8	36.9	18.9	5.4	31.5	31.6	36.9	12.5	3.5	25.0	25.9	49.1	4,290
Rural	35.8	6.4	39.4	31.2	29.4	16.4	4.4	34.1	24.2	41.7	13.6	3.2	36.7	19.4	43.8	1,997
12 Regions																
Istanbul	33.5	6.3	37.1	17.1	45.7	21.4	5.4	26.7	30.0	43.3	12.2	3.1	11.8	23.5	64.7	583
West Marmara	27.6	7.7	35.4	34.9	29.7	16.8	6.0	24.6	48.1	27.3	12.1	4.2	30.9	39.4	29.7	559
Aegean	33.9	7.0	30.0	29.9	40.1	19.8	5.2	31.5	24.1	44.3	14.5	3.8	30.7	12.9	56.4	538
East Marmara	28.4	3.9	34.4	27.0	38.6	12.9	3.4	25.1	19.9	55.1	9.1	2.7	31.6	18.2	50.2	612
West Anatolia	39.6	8.8	31.1	33.8	35.1	24.0	6.7	32.8	37.8	29.4	17.0	3.5	4.6	47.7	47.7	377
Mediterranean	33.6	7.1	43.1	32.3	24.6	17.8	6.2	39.5	36.6	23.9	10.8	2.7	35.9	22.5	41.5	529
Central Anatolia	40.9	9.2	49.0	24.6	26.3	21.2	5.8	43.9	30.0	26.1	16.8	4.4	43.5	30.8	25.7	531
West Black Sea	32.8	7.4	41.6	22.1	36.3	12.6	4.7	34.4	27.5	38.1	12.0	4.1	43.3	19.2	37.4	607
East Black Sea	24.6	5.6	42.8	31.1	26.2	12.6	3.6	42.6	23.7	33.7	9.6	2.9	14.4	35.0	50.6	480
Northeast Anatolia	35.4	7.0	37.0	26.5	36.5	16.7	5.0	25.8	29.8	44.5	15.0	5.0	14.9	37.4	47.7	540
Central East Anatolia	30.7	6.8	42.8	20.8	36.4	13.7	3.9	31.7	15.4	53.0	12.4	3.1	27.7	12.7	59.6	471
Southeast Anatolia	32.5	7.1	40.7	28.1	31.2	15.4	4.1	31.6	21.0	47.4	12.8	4.1	47.4	15.8	36.8	460
Turkey	33.3	6.9	37.7	26.9	35.4	18.4	5.2	32.0	30.2	37.8	12.7	3.4	27.4	24.6	48.0	6,287
	Threatened to use or actually used a gun, knife or other weapon against her															
Choked or burned her																
Kicked, dragged or beat her up																
Background characteristics																
Type of residence																
Urban	10.2	2.7	26.2	21.2	52.6	6.0	2.1	34.4	19.3	46.3	3.3	0.8	35.6	17.3	47.1	4,290
Rural	11.1	2.5	28.6	19.8	51.6	4.8	1.4	31.0	25.1	43.9	2.6	0.7	67.4	3.0	29.7	1,997
12 Regions																
Istanbul	10.6	2.9	18.7	18.8	62.5	6.8	2.4	22.9	15.2	61.9	2.4	0.5	0.0	0.0	100.0	559
West Marmara	10.1	2.3	14.9	31.0	54.0	4.3	1.5	12.7	61.9	25.4	3.2	0.9	39.4	0.0	60.6	538
Aegean	11.1	2.8	7.1	23.0	70.0	5.2	1.9	10.3	27.0	62.7	4.8	1.7	41.7	20.8	37.5	612
East Marmara	8.0	1.7	31.1	18.9	50.0	6.1	1.5	44.2	11.6	44.2	3.2	0.5	32.3	33.9	33.9	377
West Anatolia	12.4	1.6	28.4	0.0	71.6	8.1	2.4	53.4	11.7	35.0	4.6	0.6	0.0	50.0	50.0	529
Mediterranean	10.4	3.6	51.6	22.7	25.7	5.6	2.8	54.5	20.0	25.5	3.5	1.1	100.0	0.0	0.0	531
Central Anatolia	11.6	2.2	50.4	25.2	24.4	5.3	0.9	19.6	20.6	59.8	3.2	0.2	0.0	0.0	100.0	607
West Black Sea	9.1	2.6	24.6	30.3	45.1	4.6	1.9	45.9	26.5	27.6	2.5	1.2	56.6	13.6	29.8	480
East Black Sea	8.3	3.1	34.6	47.1	18.2	3.3	0.6	100.0	0.0	0.0	2.9	0.2	100.0	0.0	0.0	540
Northeast Anatolia	11.9	3.9	5.1	29.0	65.9	5.7	2.4	7.5	46.2	46.3	2.8	0.9	60.5	20.1	19.4	471
Central East Anatolia	11.4	3.1	33.4	13.9	52.7	4.0	1.5	16.1	27.2	56.8	3.0	0.8	0.0	23.9	76.1	460
Southeast Anatolia	9.3	2.2	20.0	10.0	70.0	4.8	1.5	28.6	14.3	57.2	1.3	0.2	0.0	0.0	100.0	559
Turkey	10.4	2.6	26.7	20.9	52.4	5.7	2.0	33.9	20.2	45.9	3.2	0.8	70.8	14.5	43.6	6,287

*Calculations are based on ever-married women. **The frequency of physical violence is given only for the last 12 months.

5.1.1.2. Acts of sexual violence

In Table 5.4, the percentage of lifetime acts of sexual violence experienced by ever-married women is presented according to national level, region and type of residence. Annex Table 5.2 describes the percentage of ever-married women, who have experienced acts of sexual violence at any point in their lives or in the most recent period, by region, type of residence, as well as by basic social and demographic characteristics. Among the three acts of sexual violence, “having sexual intercourse even if she did not want to because she was afraid” is the most frequently mentioned act both at the national and residential level. Nine percent of ever-married women have been exposed to this type of violence at any point in their lives and 4 percent of women have experienced it within the last 12 months. Forced sexual intercourse is the second most common act of sexual violence. Seven percent of women reported that they have been physically forced to have sexual intercourse at least once at any point in their lives and 3 percent reported having been forced to have sexual intercourse within the last 12 months (Table 5.4 and Annex Table 5.2).

Table 5.4 Acts of sexual violence					
Percentages of women* who have experienced acts of sexual violence by their husbands or intimate partners by type of residence and region, Turkey 2014					
Background characteristics		Forced sexual intercourse	Having sexual intercourse when she did not want to because she was afraid	Being forced to do something sexual that she found degrading or humiliating	Number of ever-married women
Type of residence					
	Urban	7.4	9.0	3.6	4,290
	Rural	7.3	8.5	2.4	1,997
Region					
	İstanbul	7.9	9.7	4.0	583
	West Marmara	6.8	9.3	2.9	559
	Aegean	6.3	9.2	4.0	538
	East Marmara	5.9	8.1	3.5	612
	West Anatolia	12.1	10.9	4.7	377
	Mediterranean	6.9	7.6	2.3	529
	Central Anatolia	6.5	6.4	1.7	531
	West Black Sea	6.6	6.2	2.9	607
	East Black Sea	6.2	7.2	4.0	480
	Northeast Anatolia	8.1	12.5	2.9	540
	Central East Anatolia	5.7	8.8	2.7	471
	Southeast Anatolia	6.9	9.7	1.9	460
Turkey		7.4	8.9	3.3	6,287

*Calculations are based on ever-married women.

The research results indicate that forced sexual intercourse and having sexual intercourse due to fear are the most frequent acts of sexual violence experienced by women living in West Anatolia and Northeast Anatolia. The percentage of women who have been forced to do humiliating or degrading sexual acts are highest in West Anatolia, İstanbul, Aegean and East Black Sea (Table 5.4).

The most significant difference in the prevalence of sexual violence is observed for the marital status and the age at marriage. Women who were married before 18 have experienced more sexual violence both in their lifetime and in the most recent period when compared to those married after 18. It is striking that one out of every three divorced/separated women has had forced sexual intercourse; one out of every three women has had sexual intercourse when she did not want to because she was afraid and nearly one out of every four women has been forced to perform humiliating or degrading sexual acts. While sexual violence does not differ significantly by the age and employment status of women, the difference according to the educational level is more evident for high school and above education, as it is in physical violence (Annex Table 5.2).

5.1.1.3. Experiencing physical and sexual violence together

Table 5.5 presents the percentage distribution of ever-married women who have experienced only physical violence, only sexual violence and both physical and sexual violence, at the national level, by type of residence and region. Sixty-eight percent of ever-married women who have been exposed to violence have experienced only physical violence; whereas, 27 percent of women have experienced both forms of violence together. Five percent of women have experienced only sexual violence.

Table 5.5 Percentage of forms of violence					
Percentages of women* who have been subjected to physical or sexual violence by their husbands or intimate partners by basic social and demographic characteristics, Turkey 2014					
Background characteristics		Only sexual violence	Physical and sexual violence	Only physical violence	Number of ever-married victims of violence
Type of residence					
	Urban	5.6	27.0	67.4	1,549
	Rural	3.9	26.6	69.6	771
Region					
	İstanbul	4.9	29.1	66.0	224
	West Marmara	4.6	32.7	62.6	174
	Aegean	3.4	27.9	68.6	210
	East Marmara	6.2	26.6	67.2	198
	West Anatolia	5.7	27.8	66.5	169
	Mediterranean	4.5	26.4	69.0	204
	Central Anatolia	3.8	18.5	77.6	237
	West Black Sea	2.3	25.9	71.8	215
	East Black Sea	7.4	26.9	65.7	140
	Northeast Anatolia	5.8	33.7	60.4	221
	Central East Anatolia	8.0	23.1	68.9	163
	Southeast Anatolia	9.1	22.9	68.0	165
Turkey		5.2	26.9	67.9	2,320

*Calculations are based on ever-married women who have been subjected to physical and/or sexual violence by their husbands.

Detailed findings on ever-married women, with different social and demographic characteristics, who have experienced forms of violence together or separately, are given in Annex Table 5.3. The results indicate that the overlap of forms of violence or the situation of experiencing them separately does not vary significantly according to the background characteristics, except for marital status. The percentage of divorced/separated women's exposure to both forms of violence is two times higher than the national percentage. Fifty-seven percent of divorced/separated victims of violence have been subjected to both physical and sexual violence.

5.1.1.4. Physical and/or sexual violence by marital status

Within the scope of the research, all women in the 15-59 age group were interviewed regardless of their marital status. In Table 5.6 the percentage of different forms of violence experienced by ever-married women or ever-partnered women (fiancé/betrothed/boyfriend) by their husbands or intimate partners is given by relationship status. Among all women who have had intimate partnerships by means of engagement/relationship, the percentage of lifetime physical violence that the women have experienced by their male partners is 33 percent (Annex Table 5.4)

Table 5.6 Prevalence of physical violence by relationship status
Percentages of women who have been subjected to physical violence by their husbands or intimate partners by relationship status*, Turkey 2014

Background characteristics	Never-married, ever-partnered**	Currently married	Widowed	Divorced/separated
Type of residence				
Urban	7.3	32.8	43.8	73.1
Rural	3.9	36.2	42.7	78.3
Region				
Istanbul	6.0	34.8	50.0	69.7
West Marmara	19.8	26.8	30.7	61.5
Aegean	11.0	34.4	48.3	76.7
East Marmara	4.4	27.4	39.4	79.0
West Anatolia	6.1	38.8	32.9	88.3
Mediterranean	9.1	35.4	56.3	52.7
Central Anatolia	3.8	40.7	44.8	75.7
West Black Sea	3.8	32.2	37.1	74.4
East Black Sea	6.0	25.1	45.9	54.5
Northeast Anatolia	0.0	37.3	53.0	100.0
Central East Anatolia	5.5	30.5	51.8	88.4
Southeast Anatolia	0.0	31.8	29.4	75.0
Turkey	6.7	33.5	43.5	73.7

*Calculations are based on ever-married/ever-partnered women.

**Had a fiancée, betrothed, boyfriend.

Marital status has the largest impact on violence. The prevalence of physical and/or sexual violence at the regional level by relationship status is presented in Annex Table 5.4. According to the results of the research, there are two main points regarding the relationship between marriage and violence. The first one is

that the percentage of physical violence that the women have experienced by their intimate partners rises from 7 percent to 34 percent with marriage, indicating an almost fivefold increase nationwide. The second point is that the prevalence of physical violence is 74 percent for divorced or separated women, which doubles the proportion among all women.

There is also a similar pattern for the victims of sexual violence. It is especially striking that the divorced or separated women have been subjected to sexual violence four times more prevalently than currently married women. Although there are differences in the proportion of sexual violence among regions, there is a similar pattern regarding the marital status. Such discrepancy arises from the fact that in some regions there are no women who have been subjected to sexual violence among single women (Annex Table 5.4).

5.1.1.5. Physical and sexual violence by education

Women's educational levels have an important impact on the opportunities they have and on their social relationships. Domestic violence against women, which is one of the dimensions of gender inequality, also differentiates according to women's educational levels. In this section, the prevalence of physical and sexual violence experienced by women at any point in their lives and within the most recent period are evaluated separately according to women's educational levels by examining the relationship between education and violence. In the previous sections, it is mentioned that the increase in educational level reduces the likelihood of experiencing violence by husbands or intimate partners in women's lifetimes and in the last 12 months. However, the main difference is observed after the high school level. It is noteworthy that, despite the significant decrease in the proportion of violence among women with high school and above education, one out of every four women with high school education and one out of every five women with undergraduate and above education have been exposed to physical violence (Table 5.7).

Table 5.7 Prevalence of physical and sexual violence by educational level					
Percentages of women* who have experienced physical and sexual violence at any point in their lives and within the last 12 months by their husbands or intimate partners by educational level, Turkey 2014					
Background characteristics	Physical violence		Sexual violence		Number of ever-married women
	Lifetime	Last 12 months	Lifetime	Last 12 months	
Educational level					
No education/primary incomplete	41.4	8.1	14.4	6.3	1,284
Primary school	39.9	7.9	12.9	5.8	3,010
Secondary school	34.4	11.9	12.6	5.1	737
High school	24.7	7.4	9.0	4.2	818
Undergraduate and graduate	19.5	5.5	5.8	2.8	436
Turkey	35.5	8.2	12.0	5.3	6,287

*Calculations are based on ever-married women.

Table 5.7 shows that the proportion of physical violence is twice as much for ever-married women with no or incomplete primary education when compared to the proportion of physical violence experienced by women with undergraduate and graduate education. Nevertheless, the proportion of lifetime physical violence experienced by women with the highest educational attainments is 20 percent, which is considerably high. Regarding the experienced violence in the recent period, it is seen that, instead of a regular reduction, there is a fluctuation in the percentages of physical violence. While the violence experienced by women with no education/incomplete primary education and women with primary education is 8 percent in the last 12 months, it peaks and reaches 12 percent for women with secondary education.

Considering lifetime sexual violence according to different educational levels, it is observed that the difference becomes obvious especially after the high school level. The reduction in the proportion of sexual violence with education applies for both lifetime violence and for the violence experienced within the last 12 months (Table 5.7).

5.1.2. Emotional violence/abuse

Another form of violence against women is emotional violence or emotional abuse. In the research, information about emotional violence/abuse was collected by asking women whether they have ever experienced four different acts of violence. The acts include “insulting/cursing”, “humiliating/belittling”, “intimidating” and “threatening to hurt the woman or someone she loves”. Among the mentioned acts, insults, curses, humiliation and belittlement can be considered as verbal violence. However, when the acts that involve threats are added to the aforementioned acts, then it becomes emotional violence/abuse. Considering the overall level of emotional violence/abuse, which is the most common form of violence, throughout Turkey, 44 percent of ever-married women have been exposed to at least one of these acts at some point in their lives. While emotional violence/abuse differs substantially at the regional level, it does not differentiate significantly by type of residence (Table 5.8).

Annex Table 5.5 presents the percentages of emotional violence/abuse experienced both at any point in lifetime and in the most recent period. The percentage of ever-married women who have experienced at least one act of emotional violence/abuse does not differ substantially according to type of residence, age and wealth level and the marked decline is observed only for women with undergraduate and graduate education. On the other hand, the exposure to these acts doubled among divorced and separated women as it is in other forms of violence. The level of emotional violence/abuse varies between 35 and 54 percent among regions.

The most prevalent act of emotional violence/abuse is insulting and cursing (37 percent). This is followed by “intimidating/threatening” and “humiliating/belittling” with 21 percent and 20 percent, respectively (Table 5.9). The level of exposure to at least one act of emotional violence/abuse in the last 12 months is 26 percent. Unlike the pattern of other forms of violence, the emotional violence/abuse is nearly the same except for the women with undergraduate and above education. Emotional violence/abuse in the most recent period is the highest among women with secondary education (Table 5.8).

Table 5.8 Prevalence of emotional violence/abuse
Percentages of women* who have been subjected to emotional violence/abuse by their husbands or intimate partners by social and demographic characteristics, Turkey 2014

Background characteristics		Emotional violence/abuse		
		Lifetime	Last 12 months	Number of ever-married women
Type of residence				
	Urban	44.7	26.9	4,290
	Rural	40.8	21.2	1,997
Region				
	Istanbul	48.4	30.2	583
	West Marmara	41.2	22.4	559
	Aegean	44.5	24.0	538
	East Marmara	35.2	19.2	612
	West Anatolia	54.3	33.8	377
	Mediterranean	42.2	25.0	529
	Central Anatolia	49.7	26.5	531
	West Black Sea	38.6	21.5	607
	East Black Sea	36.5	19.9	480
	Northeast Anatolia	42.3	26.2	540
	Central East Anatolia	38.4	21.8	471
	Southeast Anatolia	40.5	24.5	460
Age				
	15-24	38.4	31.4	477
	25-34	43.6	27.6	1,981
	35-44	44.7	27.1	1,815
	45-59	44.7	21.0	2,014
Education				
	No education/primary incomplete	43.5	21.9	1,284
	Primary school	45.9	26.7	3,010
	Secondary school	45.6	29.7	737
	High school	41.6	27.4	818
	Undergraduate and graduate	34.3	18.9	436
Marital status**				
	Currently married	42.2	26.1	5,828
	Widowed	44.0	2.7	198
	Separated/divorced	80.0	31.3	261
Early marriage				
	Married before the age of 18	50.6	27.4	1,745
	Married after the age of 18	41.5	25.1	4,542
Occupational status				
	Works in a paid job	46.8	25.7	1,959
	Does not work in a paid job	42.6	25.6	4,325
Wealth level				
	Low	46.3	26.5	2,735
	Medium	44.5	27.8	1,273
	High	41.4	23.8	2,279
Turkey		43.9	25.7	6287

*Calculations are based on ever-married women.

Table 5.9 Acts of emotional violence/abuse

Percentages of women* who have been subjected to emotional violence/abuse by their husbands or intimate partners by basic social and demographic characteristics, Turkey 2014

Background characteristics	Insulting/ cursing	Humiliating/ belittling	Intimidating/ threatening	Threatening to hurt the woman and her immediate social network	At least one	Number of ever- married women
Type of residence						
Urban	37.3	21.0	22.5	6.1	44.7	4,290
Rural	35.1	17.9	16.6	4.6	40.8	1,997
Region						
Istanbul	37.0	21.6	27.2	6.0	48.4	583
West Marmara	33.4	18.0	20.0	6.1	41.2	559
Aegean	38.2	19.7	21.0	6.4	44.5	538
East Marmara	30.3	17.3	16.8	4.9	35.2	612
West Anatolia	46.1	26.1	27.6	9.1	54.3	377
Mediterranean	37.4	19.4	21.9	6.2	42.2	529
Central Anatolia	45.0	21.6	18.8	4.7	49.7	531
West Black Sea	34.7	17.0	14.3	3.8	38.6	607
East Black Sea	31.9	15.2	15.2	3.6	36.5	480
Northeast Anatolia	35.9	18.0	17.2	6.0	42.3	540
Central East Anatolia	31.2	15.6	17.7	5.1	38.4	471
Southeast Anatolia	34.4	23.8	15.8	3.9	40.5	460
Turkey	36.8	20.3	21.2	5.8	43.9	6,287

*Calculations are based on ever-married women.

5.1.2.1. Controlling behaviors toward women

Controlling behaviors over women's lives are a part of emotional violence/abuse and they are generally associated with other forms of violence. Within the scope of the survey, women were asked whether they ever experienced the below mentioned behaviors by their husbands or intimate partners. These acts are as follows:

- 1) Preventing the woman from seeing her friends,
- 2) Preventing the woman from seeing her own family and relatives,
- 3) Always wanting to know the whereabouts of the woman,
- 4) Ignoring the woman and treating her indifferently,
- 5) Getting angry when the woman talks to other men,
- 6) Suspecting that the woman is unfaithful,
- 7) Demanding the woman to ask for his permission to go to a health institution,
- 8) Interfering with the woman's clothing, demanding her to dress as he wants,
- 9) Interfering with the woman's use of social networks such as Facebook and Twitter.

In Table 5.10, the percentages of ever-married women who have been subjected to the aforementioned acts are given by region, type of residence, age, educational and wealth level. The most common act of controlling behavior is always wanting to know women's whereabouts. Sixty-two percent of ever-married women reported having been subjected to this behavior. Other prevalent controlling behaviors are as follows; getting angry when the woman talks with other men (43 percent) and interfering with the woman's clothing (34 percent) (Table 5.10).

Regarding the type of residence, a significant difference is only observed among ever-married women living in rural and urban areas for the controlling behavior that includes "the partner's insistence that the woman should ask his permission to go to a health institution" (38 percent and 20 percent respectively). Furthermore, the regional difference is observed for most of the controlling behaviors. When analyzing the most prevalent three controlling behaviors, the proportion of "always wanting to know the woman's whereabouts" changes between 54 and 74 percent; "getting angry when the woman talks to other men" varies from 37 to 60 percent and, "interfering with the woman's clothing" fluctuates between 30 and 43 percent. The proportion of exposure to controlling behaviors toward women according to social and demographic differences exhibits a similar pattern to the prevalence of physical violence. According to the pattern, where the differences arise at the regional level instead of residential level, women in Central East Anatolia and Northeast Anatolia have been exposed to the majority of the behaviors by their husbands or intimate partners more prevalently. Unlike the general regional pattern, the act of "ignoring" becomes prominent in West Anatolia; "accusing the woman of being unfaithful" is widespread in the Aegean and East Marmara regions; "interfering with the woman's clothing" is commonly experienced by women living Central East Anatolia. Younger women (below the age of 35) have been exposed to the following behaviors more prevalently than women at older ages; "getting angry when the woman talks to other men"; "interfering with the woman's clothing" and "interfering with the women's use of social networks" (Table 5.10).

Table 5.10 Controlling behaviors toward women

Percentages of women* who reported having been subjected to different controlling behaviors by their husbands or intimate partners by basic social and demographic characteristics, Turkey 2014

	Preventing her from seeing her friends	Preventing her from seeing her family	Always wanting to know where she is	Ignoring her	Interfering with her clothing and insisting that she dresses the way he wants	Getting angry when she talks with other men	Accusing her of being unfaithful	Not sending her to the health institutions without his permission	Blocking social network sites	Number of ever-married women
Type of residence										
	Urban	8.8	60.2	18.8	33.9	42.8	4.5	19.7	16.2	4,290
	Rural	12.1	66.1	14.5	32.3	45.8	3.0	37.9	19.7	1,997
Region										
	Istanbul	11.1	6.6	19.2	34.2	43.7	3.7	16.5	14.2	583
	West Marmara	12.0	8.2	14.6	34.2	46.4	4.7	26.2	14.0	559
	Aegean	9.7	9.8	16.7	30.9	39.9	6.3	21.8	13.7	538
	East Marmara	9.9	7.6	15.2	29.5	36.9	6.6	11.5	13.4	612
	West Anatolia	14.3	9.2	21.7	35.5	44.1	3.3	25.3	18.4	377
	Mediterranean	10.2	8.1	17.5	31.9	36.5	3.3	26.0	16.1	529
	Central Anatolia	14.3	9.7	16.4	33.1	44.2	1.9	23.7	9.6	531
	West Black Sea	12.7	8.2	15.5	31.9	49.1	3.3	27.0	15.7	607
	East Black Sea	11.8	6.6	15.7	33.4	44.4	3.1	23.5	12.8	480
	Northeast Anatolia	21.1	12.4	18.5	33.2	59.8	3.1	43.6	23.2	540
	Central East Anatolia	20.8	12.0	20.0	43.2	53.9	5.8	43.6	38.3	471
	Southeast Anatolia	14.7	11.9	19.4	37.2	48.5	3.5	32.7	27.4	460
Age										
	15-24	14.1	7.8	14.3	44.3	57.5	4.8	26.5	29.5	477
	25-34	14.1	9.0	18.5	41.3	49.6	5.2	23.4	21.4	1,981
	35-44	11.7	8.6	18.8	31.5	41.3	4.2	20.7	15.7	1,815
	45-59	10.6	8.8	17.2	24.7	35.5	3.0	26.1	10.3	2,014
Education										
	No education/primary incomplete	15.8	11.6	19.8	33.0	45.5	4.4	40.4	21.1	1,284
	Primary school	11.7	8.7	17.8	33.4	47.3	4.3	24.9	16.4	3,010
	Secondary school	12.1	9.3	18.2	41.4	50.0	4.0	20.2	22.5	737
	High school	11.8	6.8	17.0	32.2	35.3	3.6	11.7	12.8	818
	Undergraduate and graduate	9.2	5.1	15.0	26.3	21.7	4.1	7.1	10.3	436
Wealth level										
	Low	14.6	11.3	20.4	35.1	49.3	5.4	35.2	20.8	2,735
	Medium	12.6	8.5	17.8	33.7	46.7	3.9	23.6	16.3	1,273
	High	10.1	6.5	15.6	32.1	36.7	3.3	13.5	13.9	2,279
Turkey		12.3	8.7	17.9	33.6	43.4	4.2	23.7	17.0	6,287

*Calculations are based on ever-married women

5.1.3. Economic violence/abuse

Within the scope of the survey, in order to understand whether women have been subjected to economic violence/abuse by their husbands or intimate partners, they were asked whether they were prevented from working at any point in their lives even though they wanted to work or forced to quit their jobs, whether the husband/intimate partner refused to give money for household expenses even though he had money and whether the women were deprived of their incomes against their will. The issue of economic violence or abuse has a somewhat more complex structure when compared to other forms of violence. The survey findings reveal that the overall proportion of ever-married women who have experienced at least one of these acts at any point in their lives is 30 percent. The proportion of ever-married women who have experienced one of these behaviors in the last 12 months is 15 percent (Table 5.11).

The most commonly experienced economic violence/abuse among the three behaviors is prevention of work or causing the women to quit their jobs with 24 percent. One-fourth of ever-married women have been exposed to this act at any point in their lives and one-tenth of women have experienced this within the last 12 months (Annex Table 5.6).

When analyzing the residential and regional differences, it is striking that women are more likely to be prevented from working where non-agricultural employment is possible. As an indication of this situation, while 17 percent of ever-married women living in rural areas reported having been prevented from working by their husbands or intimate partners, this is 26 percent for women living in urban areas (Annex Table 5.6). A similar pattern is also valid for other forms of economic violence/abuse at different levels. The percentages of the three economic violence/abuse behaviors by women's social and demographic characteristics are given in Annex Table 5.6 by region, type of residence, age, educational, marital status, early marriages and wealth level. "Not giving money for the household expenses" has been experienced by 9 percent of women at any point in their lives. The proportion of depriving ever-married women of their incomes is 5 percent.

Table 5.11 Prevalence of economic violence/abuse

Percentages of women* who have been subjected to economic violence/abuse by their husbands or intimate partners by social and demographic characteristics, Turkey 2014

Background characteristics	Economic violence/abuse		
	Lifetime	Last 12 months	Number of ever-married women
Type of residence			
Urban	32.1	15.4	4,290
Rural	22.8	11.7	1,997
Regions			
Istanbul	30.0	15.1	583
West Marmara	27.5	11.3	559
Aegean	31.7	12.8	538
East Marmara	28.9	13.2	612
West Anatolia	39.5	17.1	377
Mediterranean	32.5	16.5	529
Central Anatolia	25.6	11.7	531
West Black Sea	24.5	11.7	607
East Black Sea	25.7	12.0	480
Northeast Anatolia	27.6	17.8	540
Central East Anatolia	24.3	14.3	471
Southeast Anatolia	27.1	17.1	460
Age			
15-24	29.0	19.0	477
25-34	30.8	18.1	1,981
35-44	32.3	15.7	1,815
45-59	27.5	8.8	2,014
Education			
No education/primary incomplete	26.2	13.1	1,284
Primary school	33.2	16.6	3,010
Secondary school	33.2	16.3	737
High school	29.4	13.5	818
Undergraduate and graduate	17.0	5.8	436
Marital status			
Currently married	28.1	14.8	5,828
Widowed	32.7	1.2	198
Divorced/separated	70.4	19.6	261
Early marriage			
Married before the age of 18	34.2	16.5	1,745
Married after the age of 18	28.6	13.9	4,542
Wealth level			
Low	30.3	15.9	2,735
Medium	32.6	17.1	1,273
Low	28.5	12.2	2,279
Turkey	30.0	14.6	6,287

*Calculations are based on ever-married women.

5.1.4. The relationship between early marriages and violence/abuse

Early marriage is defined as the marriages carried out before the woman is physically, physiologically, and psychologically ready to shoulder the responsibilities of marriage and childbearing. It is known that, women who are married at earlier ages are more disadvantaged compared to those who are married at older ages in terms of many aspects such as education, health and participation in social life. In the fourth chapter, the characteristics related to the formation of early marriages are introduced. It is also stated that women who are married at early ages generally marry older men with the decision of their families (see Chapter 4.2 Early Marriages). In the marriages carried out before the age of 18, women, who are disadvantaged in terms of many aspects, are more likely to experience different forms of violence than women, who are married at older ages. In this section, the percentages of physical and sexual violence and emotional violence/abuse experienced by women who are married before and after the age of 18 are compared.

There is an apparent relationship between the age of marriage and the level of different forms of violence. In Table 5.12, the prevalence of violence experienced at any point in life and within the last 12 months is presented at the national level and by regions. Accordingly, while the lifetime physical violence is 48 percent among women married before the age of 18, it is 31 percent for those married after the age of 18. Similarly, women who are married before the age of 18 are again the disadvantaged group in terms of physical violence experienced within the last 12 months, with the percentages of 10 and 8. This pattern also applies to urban and rural settlements. In the rural areas lifetime physical violence is 49 percent and 45 percent for the physical violence experienced within the last 12 months (Table 5.12). Women who have married at a young age have experienced the acts of physical violence more prevalently than the others (Annex Table 5.1).

Nineteen percent of women married before the age 18 and, 10 percent of women married after the age of 18 reported having been exposed to sexual violence at any point in their lives. For the last 12 months and the type of residence, the exposure to sexual violence is also more prevalent among women who were married at an early age (Table 5.12). Similar to the acts of physical violence, women who marry at an early age have experienced each act of sexual violence more prevalently than those who were married after the age of 18. The discrepancy is more prominent for the acts of forced sexual intercourse (13 percent versus 5 percent) and having sexual intercourse due to fear (14 percent versus 7 percent) (Annex Table 5.2).

When evaluating physical violence together with sexual violence, half of the women married at a young age have been exposed to physical and/or sexual violence; whereas, one-third of women married after the age of 18 have experienced violence. These differences are also observed for the last 12 months and among the types of residence (Table 5.12)

While 42 percent of women married after the age of 18 have experienced emotional violence/abuse at any point in their lives, this proportion is 51 percent for the women married before the age of 18 (Table 5.12). Similar to the acts of physical and sexual violence, in all of the acts of emotional violence/abuse women married at a young age are more disadvantaged (Annex Table 5.5).

Table 5.12 Prevalence of physical and/or sexual violence and emotional violence/abuse by the age of marriage

Percentages of women* who have been subjected to physical and/or sexual violence and emotional violence/abuse at any point in their lives and within the last 12 months by their husbands or intimate partners according to early marriage status with type of residence breakdown, Turkey 2014

		Married before the age of 18	Married after the age of 18
Physical violence			
Lifetime			
	Urban	48.5	30.6
	Rural	45.2	33.9
	Turkey	47.6	31.2
Last 12 months			
	Urban	10.2	7.7
	Rural	9.2	6.9
	Turkey	10.0	7.6
Sexual violence			
Lifetime			
	Urban	19.8	9.5
	Rural	16.5	9.7
	Turkey	18.9	9.5
Last 12 months			
	Urban	7.6	4.7
	Rural	6.3	4.5
	Turkey	7.2	4.7
Physical and/or sexual violence			
Lifetime			
	Urban	50.8	32.6
	Rural	48.2	34.7
	Turkey	50.1	33.0
Last 12 months			
	Urban	14.3	10.3
	Rural	12.7	8.8
	Turkey	13.9	10.0
Emotional violence/abuse			
Lifetime			
	Urban	51.9	42.4
	Rural	47.0	37.9
	Turkey	50.6	41.5
Last 12 months			
	Urban	28.1	26.6
	Rural	25.4	19.2
	Turkey	27.4	25.1
Number of women		1,745	4,542

*Calculations are based on ever-married women.

5.1.5. Characteristics of abusive men

So far, the different forms of violence that the women have experienced by their intimate partners have been examined within the scope of women's social and demographic characteristics. On the other hand, analyzing some background characteristics of men who have inflicted violence on women is of great importance in describing the violence bilaterally. Within the scope of the research, women who have been exposed to lifetime violence were asked whether the perpetrator was their last husband or last intimate partner or not². In addition, all ever-married or ever-partnered women were further asked about the background characteristics and bad habits of their last husbands or last intimate partners. The analyses presented in this section covers the situations in which the perpetrators of violence are last husbands or last intimate partners. In this section, the percentages related to the selected social and demographic characteristics of the perpetrators of violence (age, educational and occupational status), their bad habits (alcohol intake, gambling, drug use, fighting with other men, cheating) that might be associated with violence and the violence history in their families are given (Table 5.13 and Table 5.14).

Table 5.13 presents the percentage distribution of some social and demographic characteristics and bad habits of the interviewed women's husbands or intimate partners, as well as the violence history in the men's families. In the table, these percentages are given for the perpetrators of both physical and sexual violence. Seventy-five percent of the last husbands or intimate partners of the interviewed women are above the age of 35 and only 2 percent of them are below the age of 25. It is seen that 44 percent of men have completed primary education and 84 percent are working in a paid job. The pattern regarding the educational level and occupational status does not differ significantly among the perpetrators of physical and sexual violence, either.

When the bad habits are observed, it is seen that throughout Turkey, gambling (2 percent) and drug use (1 percent) are very limited. Alcohol use is the most prevalent habit among the defined bad habits (21 percent). When men who frequently use alcohol are examined in terms of their relationship with violence, it is seen that among the perpetrators of physical violence the proportion of men who use alcohol almost every day is 6 percent and among the perpetrators of sexual violence this proportion is 11 percent.

² When violence against women is perpetrated by more than one man, it is necessary to know whether the perpetrator of violence is the last intimate partner or not, in order to associate it with the violence experienced by women in the most recent period.

Although fighting with other men (10 percent) is not very prevalent among interviewed women's husbands or intimate partners, it is more prevalent among the perpetrators of physical and sexual violence (18 percent and 27 percent, respectively). The proportion of men being with other women or in other words cheating is 7 percent. However, different from other bad habits, when cheating is evaluated with the answers "yes" and "maybe" then its proportion increases to 10 percent. When analyzed with the answers "yes" and "maybe", it is seen that among the perpetrators of physical and sexual violence the proportion of cheating is 20 percent and 31 percent (Table 5.13).

When the violence history in the men's families are analyzed, the proportion of men whose mothers have been subjected to physical violence by their fathers is 27 percent. The mothers of 40 percent of the perpetrators of physical violence and 46 percent of the perpetrators of sexual violence have been subjected to physical violence by their fathers. Similar to the men's mothers exposure to violence, the proportion of men who have experienced violence themselves also increases among the perpetrators of physical and sexual violence. The proportion of men who have been subjected to physical violence is 22 percent. Thirty-five percent of the perpetrators of physical violence and 42 percent of the perpetrators of sexual violence have experienced physical violence in their families. Since the information on the history of violence in the men's families was collected from the women, the responses also include "does not know" and "unanswered" choices (Table 5.13).

In table 5.14, the percentages of men's use of physical and sexual violence against their wives or intimate partners are presented by men's different social and demographic characteristics, bad habits and their violence histories. Thirty-four percent of women's last husbands/intimate partners have inflicted physical violence and 11 percent of them have inflicted sexual violence. As expected, as the age of men increases, the proportion of perpetrators of physical violence among these men also increases. However, these is a different age pattern for sexual violence. The proportion of men who have inflicted sexual violence among men in the youngest age group is higher than men aged 25-34 and 35-44. After the age of 25 the proportion of perpetrators of sexual violence increases with age.

Table 5.13 Percentage distribution of men's social and demographic characteristics, bad habits and the violence histories in their families

Percentage distribution of social and demographic characteristic, bad habits and the violence histories of all last husbands or intimate partners and of men* who have inflicted physical or sexual violence, Turkey 2014

Basic social and demographic characteristics/bad habits and violence history in the family		Last husbands or intimate partners	Perpetrators of physical violence	Perpetrators of sexual violence
Age				
	15-24	1.8	1.1	1.8
	25-34	22.9	18.3	17.0
	35-44	33.1	33.1	31.1
	45-59	34.3	37.4	39.0
	60+	7.9	10.1	11.2
Education				
	No education/primary incomplete	4.8	6.3	8.4
	Primary school	44.2	52.1	54.1
	Secondary school	15.6	15.6	13.5
	High school	21.6	17.3	18.0
	Undergraduate and graduate	13.8	8.6	6.0
Occupational status				
	Works in a paid job	83.7	81.7	78.9
	Does not work in a paid job	16.3	18.3	21.1
Alcohol consumption:				
Frequency of alcohol consumption				
	None	78.8	72.5	68.5
	Almost every day	3.1	6.2	11.1
	Once a week	4.3	5.6	7.0
	Once a month	5.1	6.2	6.7
	Less than once a month	8.7	9.4	6.6
Gambling addiction:				
Frequency of gambling				
	Does not gamble	97.8	95.2	93.0
	Every day	0.9	2.0	3.3
	Once a week	0.6	1.2	2.0
	Once a month	0.4	1.0	1.0
	Less than once a month	0.3	0.6	0.8
Drug use:				
Frequency of drug use				
	Does not use	99.4	98.6	97.8
	Every day	0.2	0.5	0.7
	Once a week	0.3	0.6	1.0
	Once a month	0.1	0.2	0.5
	Less than once a month	0.1	0.1	0.0
Fighting with other men				
	Yes	10.1	18.4	26.5
	No	89.9	81.6	73.5
Being with other women				
	Yes	6.5	13.6	22.5
	No	89.7	79.6	68.9
	Maybe	3.9	6.8	8.4
Violence history of the man's mother				
	Has experienced physical violence	27.3	40.4	45.7
	Has not experienced physical violence	48.5	34.4	33.2
	Does not know	22.0	22.9	18.8
	Unanswered	2.1	2.2	2.4
Physical violence history in the man's family				
	Man has experienced physical violence in the family	22.0	34.9	41.8
	Man has not experienced physical violence in the family	57.7	42.8	36.2
	Does not know	20.3	22.3	22.0
Turkey		6.287	2.320	739

*Calculations are based on the situations where abusive men are last husbands or intimate partners.

Regarding men's educational level, it is clearly seen that as the level of education increases the proportion of both the perpetrators of physical and sexual violence decreases. This is also in line with the pattern observed between the education of women and violence. Among the men with no or incomplete primary education, while 45 percent of them have inflicted physical violence and 19 percent have used sexual violence, this proportion decreases to 20 percent for physical violence and 4 percent for sexual violence among those with undergraduate and graduate education. Despite the positive impact of education on violence, the fact that one-fifth of the most educated men in the country have perpetrated physical violence is striking. Unemployment of men is a frequently cited issue as a justification of violence. However, when the acts of violence are analyzed according to the occupational status of men, there is no significant difference between men who are working in a paid job and who are not, in terms of the level of violence they have perpetrated (Table 5.14).

The behaviors of men defined as bad habits such as alcohol use, gambling, drug use, fighting with other men and cheating are frequently mentioned as the reasons for violence against women. When the relationship between alcohol use and violence is analyzed, the percentages of physical and sexual violence perpetrated by men who drink alcohol less than once a month, which is the drinking behavior of the majority, are similar to those who do not drink alcohol. On the other hand, there is also a relationship between the frequency of alcohol consumption and the violence perpetrated by men. The men who drink alcohol on a daily basis have inflicted physical and sexual violence more than the others (Table 5.14). However, it should be noted that the group of men who use alcohol on a daily basis corresponds to a smaller portion (3 percent) (Table 5.13). Since the number of men who gamble and use drugs is found to be small, the information related to the percentages of physical and sexual violence cannot be presented in the fullest extent. The findings are important in terms of indicating the limited effect of men's bad habits on the increase in the level of violence. Nevertheless, studies should be conducted with a particular emphasis on the men in this category.

The physical violence perpetrated by men who ever fought with other men (63 percent) is two times higher than the physical violence perpetrated by men who never fought with other men (30 percent). Regarding the sexual violence, the difference is more than threefold (29 percent and 9 percent, respectively). The proportion of physical violence (76 percent) and sexual violence (40 percent) by men who have cheated on their wives is higher than the others. The research results reveal that half of the men whose mothers have been subjected to physical violence have inflicted physical violence on their wives (51 percent) and

one-fifths have committed sexual violence (19 percent). The physical violence experienced by men within their families is 22 percent. Men's exposure to violence is among the factors that increases the likelihood of men's use of physical (54 percent) and sexual violence (22 percent) (Table 5.14).

Table 5.14 Percentages of men's use of physical and sexual violence by their social and demographic characteristics, bad habits and violence history in their families

Percentages of infliction of physical and sexual violence by social and demographic characteristics, bad habits and violence history of men* who are last husbands or intimate partners, Turkey 2014

Basic social and demographic characteristics/bad habits and violence history in the family		Physical violence	Sexual violence	Number of men
Age				
	15-24	19.7	11.9	114
	25-34	26.6	8.1	1,407
	35-44	34.1	10.5	1,990
	45-59	36.8	12.5	2,173
	60+	42.5	14.7	524
Education				
	No education/primary incomplete	44.9	19.4	358
	Primary school	40.4	13.6	2,821
	Secondary school	32.3	9.0	956
	High school	27.2	9.1	1,326
	Undergraduate and graduate	19.7	3.9	764
Occupational status				
	Works in a paid job	32.7	10.3	5,167
	Does not work in a paid job	38.7	14.3	1,116
Alcohol consumption:				
Frequency of alcohol use				
	Never	31.3	9.6	5,067
	Almost every day	68.4	39.8	193
	Once a week	42.0	17.3	253
	Once a month	40.4	13.5	300
	Less than once a month	34.9	8.1	474
Gambling addiction:				
Frequency of gambling				
	Never	32.6	10.4	6,151
	Every day	85.0	44.6	56
	Once a week	(71.0)	(38.5)	38
	Once a month	**	**	21
	Less than once a month	**	**	18
Drug use:				
Frequency of drug use				
	Never	33.4	10.8	6,238
	Every day	**	**	13
	Once a week	**	**	12
	Once a month	**	**	5
	Less than once a month	**	**	4
Fighting with other men				
	Yes	63.1	28.8	623
	No	30.4	8.9	5,636
Being with other women				
	Yes	75.6	40.2	389
	No	29.5	8.4	5,649
	Maybe	61.0	22.3	242
Violence victimization of the man's mother				
	Has experienced physical violence	51.3	19.2	1,612
	Has not experienced physical violence	23.0	7.2	3,161
	Does not know	35.3	9.0	1,370
	Unanswered	35.3		139
Physical violence history in the man's family				
	Man has experienced physical violence in his family	54.1	21.6	1,287
	Man has not experienced physical violence in his family	24.1	6.5	3,696
	Does not know	38.9	12.0	1,286
Turkey		33.7	11.0	6,287

* Calculations are based on the situations where abusive men are the last husbands or intimate partners.** The cells with less than 25 number of observations are marked with (**) and the percentages were not given since the number of observation is insufficient. The number of observations of the percentages in parenthesis is between 25-49.
Note: The results related to physical and sexual violence are given as row percentages.

5.2. Women's attitudes toward gender roles and violence

In order to better analyze the acts of violence, it is important to understand women's attitudes toward gender roles and violence. Within the scope of the survey, with three different modules, all women were asked about the gender roles, the circumstances cited as reasons for physical violence and the sexual violence, in order to determine women's attitudes toward the related topic.

Regarding gender roles, women were asked whether they agree or disagree with the following statements:

- 1) If a woman disagrees with her husband, she should not argue with him and be quiet.
- 2) Sometimes, it may be necessary to beat the children to discipline them.
- 3) Male family members are responsible for the attitudes and behaviors of the woman.
- 4) A woman should be able to spend her own money according to her own will.
- 5) Men should also do housework like cooking, dishwashing, doing the laundry and ironing.

Regarding the circumstances given as the reasons for physical violence, women were asked whether they agreed that a man is justified in beating his wife or not under the following circumstances:

- 1) If a woman neglects household chores.
- 2) If a woman objects to her husband.
- 3) If a woman refuses to have sex.
- 4) If a woman asks her husband whether he is having an affair with other women.
- 5) If a man suspects that his wife is cheating on him.
- 6) If a man learns that his wife is cheating on him.

Regarding the sexual violence, women were asked whether a woman can refuse to have sex with her husband under the following circumstances:

- 1) If the woman does not want to have sexual intercourse.
- 2) If her husband is drunk.
- 3) If the woman is experiencing health problems.
- 4) If her husband is mistreating her.

Table 5.15 presents the percentages of ever-married women who agree with the five aforementioned statements about gender roles by social and demographic characteristics. The first and the third statements support the traditional gender roles and the last two statements are against traditional gender roles. The second statement exhibits whether the use of violence is acceptable for disciplining the children. In Turkey, while 43 percent of ever-married women agree with the

statement "If a woman disagrees with her husband, she should not argue with him and be quiet" and 42 percent of ever-married women agree with the statement "male family members are responsible for the attitudes and behaviors of a woman", 27 percent of ever-married women support the idea that "sometimes, it may be necessary to beat the children to discipline them". On the other hand, 68 percent of ever-married women agree with the statement, "a woman should be able to spend her own money according to her own will" and 71 percent agree that "men should also do housework like cooking, dishwashing, doing the laundry and ironing".

Table 5.15 Attitudes toward gender roles
Percentages of women* who agree with the mentioned statements on gender roles, Turkey 2014

	A woman should not argue if she disagrees with her husband	It may be necessary to beat the children to discipline them	Male family members are responsible for the attitudes and behaviors of the woman	A woman should be able to spend her own money according to her own will	Men should also do housework like cooking, dishwashing, doing the laundry, ironing	Number of ever-married women
Type of residence						
Urban	39.0	24.3	37.8	69.0	73.1	4,290
Rural	57.4	37.8	55.6	63.0	61.9	1,997
Region						
Istanbul	40.3	20.1	37.5	65.2	70.2	583
West Marmara	48.1	22.7	45.3	66.7	71.7	559
Aegean	36.6	23.2	41.7	68.2	72.9	538
East Marmara	37.0	20.2	32.3	72.0	75.7	612
West Anatolia	37.9	29.3	35.6	68.0	78.8	377
Mediterranean	42.8	31.4	42.9	75.1	76.2	529
Central Anatolia	49.6	31.0	48.5	58.5	61.7	531
West Black Sea	51.6	28.6	47.7	64.4	70.2	607
East Black Sea	55.4	24.0	41.0	67.6	69.7	480
Northeast Anatolia	58.6	36.6	49.7	67.7	56.7	540
Central East Anatolia	52.1	43.0	55.8	61.2	59.8	471
Southeast Anatolia	46.3	40.1	48.8	67.4	59.4	460
Age						
15-24	42.1	25.2	42.5	65.0	68.2	477
25-34	37.4	28.6	39.0	68.3	69.5	1,981
35-44	39.1	26.7	38.6	67.2	72.1	1,815
45-59	52.8	27.0	47.2	68.1	71.1	2,014
Education						
No education/primary incomplete	63.2	42.3	60.4	59.3	59.8	1,284
Primary school	49.6	28.8	46.3	66.7	67.4	3,010
Secondary school	36.6	22.1	35.8	68.8	71.4	737
High school	20.5	16.7	25.3	71.3	81.4	818
Undergraduate and graduate	12.1	13.4	13.5	82.8	92.1	436
Occupational status						
Works in a paid job	38.6	25.6	37.6	72.6	75.5	1,959
Does not work in a paid job	45.0	28.1	43.5	65.6	68.6	4,325
Wealth level						
Low	54.5	36.3	53.6	62.9	62.4	2,735
Medium	46.3	26.2	40.5	67.2	70.7	1,273
High	31.3	19.9	31.8	72.1	78.0	2,279
Turkey	43.0	27.3	41.7	67.7	70.6	6,287

*Calculations are based on ever-married women.

Even though the proportion of violence does not vary significantly by type of residence, regarding the attitudes, the type of residence where women live creates a significant difference. Furthermore, the difference observed in the women's attitudes toward gender roles by wealth level is also more apparent than the difference observed in the violence levels.

Cheating and the suspicion of cheating are the most highly accepted reasons for violence, among the reasons given for the acceptability of violence in the module that examines the attitudes of ever-married women toward physical violence. Thirty-six percent of ever-married women believe that the husband can beat his wife if his wife is unfaithful. Likewise, the suspicion of cheating is also regarded as a justification of violence by 18 percent of women. It is noteworthy that this attitude is more prevalently accepted especially by young ever-married women in the 15-24 age group (cheating 47 percent, suspicion of cheating 20 percent). While 58 percent of ever-married women believe that none of the mentioned statements can justify the husband's beating, this proportion varies significantly by type of residence and region (Table 5.16).

As in the attitudes toward gender roles, there is also a significant difference between the attitudes of women living in urban areas and women living in rural areas toward the statements cited as the justification of violence. The regional differences in the attitudes are more apparent than the differences observed for the violence levels. Moreover, 70 percent of women with high wealth levels believe that nothing can be a justification for violence and this proportion reaches up to 84 percent among women with undergraduate and graduate education (Table 5.16).

Sexual intercourse against women's will is one of the main acts of sexual violence. When the data collected from the module with the list of certain circumstances under which a married woman can refuse sex is analyzed, it is seen that 86 percent of ever-married women stated that a married woman can refuse to have sex if she does not want to. Among ever-married women, the most widespread situation where it is acceptable for a woman to refuse sexual intercourse is when the woman is experiencing health problems (95 percent). According to social and demographic characteristics, the percentages related to the conditions under which married women can refuse sex differ according to educational and wealth level (Table 5.17).

Table 5.16 Attitudes toward physical violence

Percentages of women* who think that physical violence is acceptable in the selected situations cited as the justification of violence by social and demographic characteristics, Turkey 2014

	Does not accept violence under any circumstances	Justifications of violence							Number of ever-married women
		If a woman neglects housework	If a woman disobeys her husband	If a woman refuses sexual intercourse	If a woman asks her husband whether he is having an affair with other women	If a man suspects that his wife is cheating on him	If a man learns that his wife is cheating on him		
Type of residence									
Urban	61.7	4.0	7.7	3.9	2.5	13.0	29.2	4,290	
Rural	44.0	12.9	20.9	11.7	8.7	23.7	45.5	1,997	
Region									
Istanbul	62.0	7.7	6.7	2.7	2.6	11.5	28.1	583	
West Marmara	54.5	7.1	17.2	8.3	9.5	23.7	40.0	559	
Aegean	62.2	2.7	11.6	3.8	3.1	15.2	35.0	538	
East Marmara	73.6	3.2	4.9	2.5	2.3	8.0	20.0	612	
West Anatolia	60.6	12.3	8.1	4.3	2.0	12.4	30.6	377	
Mediterranean	60.6	8.5	14.1	8.7	5.0	18.9	37.3	529	
Central Anatolia	48.7	5.9	14.5	5.0	8.0	20.6	47.6	531	
West Black Sea	53.9	4.3	12.7	6.2	4.5	19.2	31.0	607	
East Black Sea	64.0	17.8	10.1	4.7	4.0	12.6	27.9	480	
Northeast Anatolia	34.5	21.1	27.5	17.5	10.4	27.9	53.4	540	
Central East Anatolia	36.7	12.6	31.9	21.5	14.6	36.3	61.4	471	
Southeast Anatolia	40.4	7.7	22.7	14.6	8.8	25.1	52.3	460	
Age									
15-24	51.4	5.7	9.7	4.2	4.4	20.0	47.0	477	
25-34	59.8	5.4	12.0	5.8	4.7	16.3	35.0	1,981	
35-44	58.6	7.5	13.0	6.7	4.3	16.3	35.1	1,815	
45-59	56.5	11.4	16.3	10.2	6.8	19.7	36.2	2,014	
Education									
No education/primary incomplete	35.3	20.1	30.1	20.0	12.5	31.4	54.5	1,284	
Primary school	54.6	6.3	12.1	5.1	4.2	17.2	36.2	3,010	
Secondary school	61.0	2.1	5.2	1.5	1.9	11.2	31.0	737	
High school	77.7	0.5	1.3	0.7	0.9	6.4	19.1	818	
Undergraduate and graduate	84.3	0.0	0.2	0.0	0.2	2.8	13.1	436	
Occupational status									
Works in a paid job	61.5	9.2	13.9	7.0	5.9	16.5	35.8	1,959	
Does not work in a paid job	56.2	7.3	13.2	7.4	4.9	18.2	36.6	4,325	
Wealth level									
Low	43.3	13.4	20.6	12.5	8.3	26.0	48.7	2,735	
Medium	58.6	5.0	11.1	4.4	4.2	15.0	32.3	1,273	
High	70.3	2.3	5.2	1.9	1.6	8.1	22.3	2,279	
Turkey	57.8	7.9	13.4	7.3	5.2	17.7	36.4	6,287	

*Calculations are based on ever-married women.

Table 5.17 Attitudes toward forced sexual relationship within the marriage

Percentages of women* who think that married women can refuse to have sexual intercourse in selected situations by basic social and demographic characteristics, Turkey 2014

		Selected situations in which married women can refuse sex				Number of ever-married women
		If the woman does not want to	If her husband is drunk	If the woman is experiencing health problems	If her husband is mistreating her	
Type of residence						
	Urban	87.5	90.3	96.2	92.7	4,290
	Rural	78.3	84.6	91.4	86.6	1,997
Region						
	Istanbul	88.6	89.2	95.5	92.9	583
	West Marmara	83.8	86.2	96.5	92.7	559
	Aegean	90.7	93.5	97.9	96.0	538
	East Marmara	87.1	91.3	97.1	94.2	612
	West Anatolia	89.4	93.6	98.3	94.6	377
	Mediterranean	87.4	92.1	95.9	93.1	529
	Central Anatolia	82.4	83.3	87.8	85.2	531
	West Black Sea	85.9	88.4	94.5	90.3	607
	East Black Sea	82.0	89.8	95.3	89.7	480
	Northeast Anatolia	78.1	81.5	92.6	83.9	540
	Central East Anatolia	74.0	80.0	85.7	80.1	471
	Southeast Anatolia	72.9	81.3	92.2	83.4	460
Age						
	15-24	86.4	88.5	94.8	92.2	477
	25-34	87.5	91.0	95.6	93.2	1,981
	35-44	86.0	90.1	95.2	91.0	1,815
	45-59	82.8	86.1	94.6	89.6	2,014
Education						
	No education/primary incomplete	70.4	77.6	87.4	79.0	1,284
	Primary school	86.1	88.9	95.8	92.4	3,010
	Secondary school	88.7	93.2	96.6	94.1	737
	High school	93.8	95.0	99.1	97.5	818
	Undergraduate and graduate	95.3	97.7	98.4	97.8	436
Occupational status						
	Works in a paid job	87.7	91.3	96.5	93.7	1,959
	Does not work in a paid job	84.6	88.1	94.6	90.4	4,325
Wealth level						
	Low	78.4	82.5	90.9	86.0	2,735
	Medium	86.0	89.4	96.4	92.1	1,273
	High	91.5	94.7	98.2	95.8	2,279
Turkey		85.5	89.0	95.1	91.4	6,287

*Calculations are based on ever-married women.

5.3. Violence against women by people other than their husbands or intimate partners

Although the perpetrators of violence against women are mostly the husbands and intimate partners, women are also exposed to different forms of violence by people other than their husbands or intimate partners. Within the scope of the survey, all women were asked questions about the violence perpetrated by people other than husbands and intimate partners. In this section, the findings related to the physical, sexual and emotional violence/abuse, as well as prevention of work and education experienced since the age of 15 and the sexual abuse experienced before the age of 15 are presented. The information on the perpetrators of physical, sexual and emotional violence/abuse, childhood sexual abuse and on the people who impede women's right to work and education is given in the annex tables.

5.3.1. Physical violence after the age of 15

In the survey, the women were asked whether they have ever experienced physical violence by the people other than their husbands or intimate partners after the age of 15. The women who gave a positive answer to the question were further asked about the perpetrator(s) of the physical violence and its frequency. In Table 5.18, the prevalence of physical, sexual violence and emotional violence/abuse against women by people other than their husbands or intimate partners after the age of 15 is presented by region, type of residence, age, education, relationship status and wealth level.

Fourteen percent of women reported having experienced physical violence from people other than the men with whom they have had an intimate relationship. The percentage of physical violence experienced by the women does not differ significantly for urban and rural areas. Regarding the regions, the women living in Istanbul (17 percent), Central Anatolia (17 percent), West Anatolia (15 percent) and Aegean (15 percent) have experienced higher rates of physical violence than the national average. In general, the prevalence of physical violence perpetrated by family members against women after the age of 15 does not vary substantially by education and wealth level. According to the relationship status, the level of exposure to physical violence from other people is the highest among divorced or separated women (Table 5.18)

Women have been subjected to physical violence the most within the family. Fathers are the main perpetrators of physical violence against women. In Turkey, 43 percent of women have experienced physical violence by their fathers, 23 percent by their mothers and 18 percent by their older brothers. In addition to the women's family members, their husbands' family members are also among

the main perpetrators of violence against women. Eight percent of women have been exposed to physical violence by their father- and mother-in-laws and, 5 percent by their brother-in-laws. It is also noteworthy that apart from the family members, teachers are found to be one of the leading perpetrators of physical violence with 5 percent (Annex Table 5.7).

Although there is no significant difference among women living in urban and rural areas, there are regional differences. Half of the women living in Central Anatolia and nearly half of the women living in İstanbul and West Marmara have experienced violence by their fathers. The violence perpetrated by the husband's family is especially more prevalent among women living in rural areas (Annex Table 5.7).

Table 5.18 Physical and sexual violence and emotional violence/abuse after the age of 15
Percentages of women* who have been subjected to physical and sexual violence and emotional violence/abuse by people other than their husbands or intimate partners by basic social and demographic characteristics, Turkey 2014

Background characteristics	Physical violence	Sexual violence	Physical and/or sexual violence	Emotional violence/abuse	Number of women
Type of residence					
Urban	14.3	3.2	16.3	23.5	5,073
Rural	13.0	1.6	13.9	18.8	2,389
12 Regions					
İstanbul	17.4	3.1	19.6	27.1	692
West Marmara	13.0	2.2	14.0	19.4	634
Aegean	15.0	2.0	15.8	22.3	619
East Marmara	12.1	3.9	14.9	17.7	694
West Anatolia	15.3	6.1	19.4	33.3	434
Mediterranean	14.4	2.8	15.3	23.2	604
Central Anatolia	17.0	1.8	18.2	24.1	620
West Black Sea	11.4	2.8	13.7	18.1	719
East Black Sea	8.6	1.5	9.6	13.8	567
Northeast Anatolia	12.2	0.6	12.6	21.2	666
Central East Anatolia	10.4	2.8	12.1	15.5	625
Southeast Anatolia	10.2	1.4	10.9	15.3	588
Age					
15-24	15.1	3.6	17.1	26.5	1,369
25-34	14.6	3.6	16.8	23.2	2,142
35-44	14.4	2.6	16.0	22.1	1,891
45-59	12.3	1.9	13.5	19.4	2,060
Education					
No education/primary incomplete	14.0	1.2	14.5	19.1	1,348
Primary school	13.8	1.8	15.1	20.7	3,147
Secondary school	14.3	3.4	16.6	24.9	1,239
High school	15.4	5.1	18.0	26.3	1,117
Undergraduate and graduate	11.8	5.4	15.3	24.7	608
Relationship status					
Currently married	13.5	2.6	15.1	20.6	5,828
Never-married, never-partnered	9.5	1.8	10.7	21.8	662
Ever-married, ever-partnered**	19.0	5.1	22.4	34.1	513
Widowed	16.7	3.5	19.2	28.8	198
Divorced/separated	25.1	6.9	26.4	37.4	261
Wealth level					
Low	15.6	2.4	17.0	21.9	3,218
Medium	14.8	2.2	15.8	23.1	1,509
High	12.2	3.6	14.7	22.5	2,735
Turkey	14.0	2.9	15.8	22.4	7,462

*Calculations are based on all women. **Had a fiancée, betrothed, boyfriend.

5.3.2. Sexual violence after the age of 15

In the survey, all women were asked whether they have ever been forced to have sex or to perform a sexual act when they did not want to after the age of 15. If they have ever been exposed to such sexual acts, they were further asked about the perpetrator(s) and the frequency of these acts. In Turkey, 3 percent of women have experienced sexual violence by people other than their intimate partners. Sexual violence by people other than women's husbands or intimate partners is reported the most by women living in West Anatolia (6 percent). Sexual violence reported by the women with high school or above education is above 5 percent and is higher than the violence experienced by women with other educational attainments (Table 5.18).

Unlike physical violence, the primary perpetrators of sexual violence are people other than family members. Fifty-six percent of women who have experienced sexual violence after the age of 15 have stated that the perpetrators were strangers³. Male relatives⁴ (17 percent) are the second most prevalently reported perpetrators of sexual violence. While 13 percent of women reported having been subjected to sexual violence by their male friends, 12 percent of women have experienced it by someone from their workplaces (Annex Table 5.8).

5.3.3. Emotional violence/abuse after the age of 15

The nationwide prevalence of emotional violence/abuse experienced by women after the age of 15 by the people other than their intimate partners is 22 percent. Emotional violence/abuse, which is more widespread than the other forms of violence, is more prevalently experienced by women living in West Anatolia, in urban areas and who are in the younger age groups. Parallel with the increase in the educational level of women, emotional violence/abuse increases until the high school level of education and then slightly decreases. According to relationship status, the divorced or separated women constitute the group that experiences emotional violence/abuse at the highest level (37 percent). This is followed by never-married, ever-partnered women with 34 percent (Table 5.18).

The women who have been exposed to emotional violence/abuse were also asked about the perpetrators. In Annex Table 5.9, the degree of consanguinity or affinity of the perpetrators is given by women's social and demographic characteristics in detail. Unlike the other forms of violence, women reported having been emotionally abused by female relatives⁵. Twenty-two percent of women have experienced emotional abuse by their female relatives and 21 percent have been emotionally

³ "Strangers " are people who are unknown to women.

⁴ Male relatives are men with whom women have or do not have a blood relationship other than father, step-father, brother/older brother, father-in-law and brother-in-law.

⁵ Female relatives are the women with whom women have or do not have a blood relationship other than mother, step-mother, mother-in-law.

abused by their mother-in-laws. These are followed by fathers, male relatives, father-in-laws, mothers and brothers. There are some differences in terms of the perpetrators of emotional violence/abuse according to social and demographic characteristics. The emotional violence/abuse perpetrated by the mother-in-laws differentiates according to the residence and region and it is more prevalent in rural areas, West Black Sea and Northeast Anatolia. Since the emotional violence/abuse by mother-in laws and father-in-laws is less likely to be experienced in the youngest age group due to the fact that the proportion of married women is small in the youngest group, it is more suitable to analyze the age groups above the age of 25. The level of emotional violence/abuse perpetrated by the husband's family does not vary significantly except for the first age group.

5.3.4. Childhood sexual abuse

Sexual abuse experienced in the childhood (before the age of 15) is a difficult issue to reveal. Due to the importance and sensitivity of the subject, the question aimed to collect this information was asked through two different techniques using the method of WHO. First of all, the women were asked whether anyone has perpetrated a sexual act against her will or touched her in a sexually disturbing way before the age of 15. Regardless of the answer given to this question, at the end of the interview, women were given a card with a crying and a smiling face of a girl. Women were then asked to mark the crying face if they ever experienced an unwanted sexual act or the smiling face if they never experienced something like this, without showing the response to the interviewer and to put the card in the envelope and seal it. The aim of this is to reduce the constraint women may feel from the interviewer. In Table 5.19, the percentages regarding the responses given to the question during the face-to-face interviews and the joint percentages of the answers given during the interview and on the cards are presented by region, type of residence, age, educational and wealth level and relationship status.

While the percentage of childhood sexual abuse reported during the interviews is 5 percent, this proportion increases to 9 percent with the responses given on the cards. Ten percent of the women living in urban areas have been exposed to sexual abuse before the age of 15, while it is 6 percent in the rural areas. Childhood sexual abuse is reported the most in Central East Anatolia with 12 percent and East Marmara and İstanbul with 11 percent. Sexual abuse in childhood, which is a difficult topic to talk about, is reported the most by women with undergraduate and graduate education and by the separated or divorced women. In spite of the sensitivity of the subject, the fact that the women in these groups have reported this issue the most implies that women in these groups can talk about this issue more easily. During the interviews, the women who said yes to the question related to sexual abuse were further asked about the perpetrator(s). Based on this

information, the perpetrators of childhood sexual abuse are given in detail in the Annex Table 5.10. Since the information in this table is based on the answers given to the question “who” asked to the women who reported having been exposed to childhood sexual abuse during the face-to-face interviews, it does not include the women who have reported being the victims of childhood sexual abuse in the cards. Nationwide, 38 percent of women have experienced sexual abuse before the age of 15 by strangers⁶ and 29 percent by male relatives⁷ other than their close family members. The acquaintances⁸ from the women’s neighborhood constitute 15 percent of the perpetrators of childhood sexual abuse. Concerning the sexual abuse perpetrated by family members, maternal uncles, paternal uncles and older brothers are in the first place among the perpetrators of sexual abuse (4 percent, 2 percent and 2 percent, respectively).

Table 5.19 Sexual abuse before the age of 15
Percentages of women who reported having been subjected to sexual abuse during childhood through face-to-face interviews and cards by social and demographic characteristics, Turkey 2014

	Face-to-face interviews			Face-to-face interviews and card		
	Number of women	Percentage	Total number of women who have answered*	Number of women	Percentage	Total number of women who have answered**
Type of residence						
Urban	260	6.1	5,069	468	9.8	5,072
Rural	57	2.5	2,387	142	6.0	2,387
Region						
Istanbul	54	7.9	692	77	10.8	692
West Marmara	20	3.2	633	53	8.5	634
Aegean	35	5.7	619	58	9.4	619
East Marmara	46	6.8	694	75	11.2	694
West Anatolia	25	6.0	433	37	8.9	433
Mediterranean	33	5.6	604	50	8.5	604
Central Anatolia	7	1.1	619	35	5.6	619
West Black Sea	21	3.0	719	39	5.5	719
East Black Sea	20	3.6	565	31	5.5	566
Northeast Anatolia	10	1.5	666	37	5.5	666
Central East Anatolia	28	4.4	624	77	12.4	625
Southeast Anatolia	18	3.1	588	41	7.0	588
Age						
15-24	58	5.0	1,366	126	10.0	1,369
25-34	125	7.1	2,140	215	11.4	2,140
35-44	97	6.6	1,891	164	9.5	1,891
45-59	37	2.2	2,059	105	4.9	2,059
Education						
No education/primary incomplete	22	2.3	1,348	100	7.2	1,348
Primary school	95	3.7	3,144	199	6.7	3,144
Secondary school	77	6.8	1,238	132	10.8	1,239
High school	67	7.6	1,115	100	10.8	1,117
Undergraduate and graduate	56	10.7	608	79	14.8	608
Relationship status						
Currently married	227	5.2	5,824	444	8.5	5,825
Never-married, never-partnered	21	4.0	660	45	8.0	662
Never-married, ever-partnered***	36	7.5	513	63	12.8	513
Widowed	4	1.1	198	13	6.0	198
Divorced/separated	29	10.2	261	45	15.6	261
Wealth level						
Low	93	3.6	3,215	244	8.0	3,216
Medium	59	4.3	1,508	111	7.2	1,508
High	165	7.3	2,733	255	10.6	2,735
Turkey	317	5.3	7,456	610	8.9	7,459

*Total number of women who have answered the question on childhood sexual abuse in face-to-face interviews.

**Total number of women who have answered the question both in face-to-face interviews and using the card.

***Had fiancée, betrothed, boyfriend.

⁶ “Strangers” are people who are unknown to women.

⁷ Male relatives are men with whom women have or do not have a blood relationship other than father, step-father, brother, older brother, grandfather, paternal uncle and maternal uncle.

⁸ Acquaintances are persons with whom women do not have an intimate relationship such as, neighbors, owner of the grocery, a friend of someone from the family.

5.3.5. Prevention of education and work

The right to work and education are among the fundamental human rights of women. However, it is also known that throughout Turkey women's rights to work and education are prevented by their families, relatives and acquaintances. In the survey, women were asked whether they were restrained from participating in the labor force or from continuing their education after the age of 15. If so, they were further asked about the perpetrators of these acts.

The percentages of women who have been prevented from participating in the labor force and from continuing their education are given in Table 5.20. Overall, 32 percent of women reported having been prevented from continuing their education by their relatives or acquaintances. This proportion increases to 39 percent among women living in rural areas. The right to education is largely taken away from the women in Northeast Anatolia where 42 percent of women could not continue their education. Even in West Marmara, where the percentage of women whose right to education has been restrained is the lowest among regions, one out of every 4 women have been exposed to this form of violence. As expected, the prevalence of women who have been prevented from continuing their education is the highest among those with no or incomplete primary education, living in the households with the lowest wealth level and in the older age groups (Table 5.20). Nationwide, with 71 percent, fathers are the primary actors who impede women's education. This is followed by mothers with 29 percent and male relatives⁹ with 9 percent (Annex Table 5.11).

Nationwide, the proportion of prevention of women's participation in the labor force after the age of 15 is 11 percent. While in urban areas, 12 percent of women have been prevented from working, this proportion is 8 percent in rural areas (Table 5.20). Regarding the regions, the percentage of women who have been prevented from participating in the labor force ranges from 9 percent to 13 percent. Women aged 15-24, which is the youngest age group, are more likely to be restricted from participating in the labor force than those in the older age groups. A similar situation also exists for the divorced and separated women. Regarding the educational level, women with undergraduate and graduate education and women with no education have experienced problems concerning this issue the least (Annex Table 5.12).

Close family members, particularly the fathers, are the main perpetrators who prevent women from working, as they are in the case of education. In Turkey, 59 percent of women have been prevented from participating in the labor force by their fathers, 22 percent by their mothers and 14 percent by their older brothers.

⁹ Male relatives are men with whom women have or do not have a blood relationship other than father, younger brother and older brother.

The percentages of women who have been restrained from participating in the labor force by their close family members are presented in Annex Table 5.12.

Table 5. 20 Prevention of education and work				
Percentages of women* who have been prevented from continuing their education and who have been prevented from joining the labor force after the age of 15 by people other than their husbands or intimate partners by basic social and demographic characteristics, Turkey 2014				
		Prevention of work	Prevention of education	Number of women
Type of residence				
	Urban	11.5	29.6	5,073
	Rural	7.9	39.4	2,389
Region				
	Istanbul	10.9	27.0	692
	West Marmara	10.3	24.8	634
	Aegean	9.6	30.1	619
	East Marmara	11.5	30.5	694
	West Anatolia	12.9	32.3	434
	Mediterranean	11.2	32.7	604
	Central Anatolia	10.5	37.5	620
	West Black Sea	8.6	31.3	719
	East Black Sea	8.5	35.4	567
	Northeast Anatolia	9.7	41.9	666
	Central East Anatolia	10.4	35.2	625
	Southeast Anatolia	10.5	39.0	588
Age				
	15-24	12.5	16.5	1,369
	25-34	11.7	30.2	2,142
	35-44	10.1	33.5	1,891
	45-59	8.9	42.0	2,060
Education				
	No education/primary incomplete	8.4	55.7	1,348
	Primary school	11.2	38.5	3,147
	Secondary school	14.5	27.1	1,239
	High school	10.9	13.4	1,117
	Undergraduate and graduate	5.3	3.4	608
Relationship status				
	Currently married	10.4	34.9	5,828
	Never-married, never-partnered	8.8	13.6	662
	Never-married, ever-partnered**	13.3	10.8	513
	Widowed	11.3	43.0	198
	Divorced/separated	15.9	39.3	261
Wealth level				
	Low	10.7	39.5	3,218
	Medium	12.7	33.2	1,509
	High	9.7	24.5	2,735
Turkey		10.7	31.8	7,462

*Calculations are based on all women.

** Had a fiancée, betrothed, boyfriend.

5.3.6. Stalking

Stalking, which is a form of violence, consists of any type of harassing behavior such as unwanted telephone calls, texting, sending emails buying presents or showing up at the workplace unannounced. In some cases stalking can reach a point of harming threats against the victims or their families, if the victims refuse to see the stalker. Stalking is defined as one of the forms of violence in Law No.

6284. However, no information has been collected to reveal the extent of stalking in Turkey, until now. The information on the severity of stalking, the relationship with the stalker and the coping strategies of the victims with stalking has been collected for the first time with this survey.

In Table 5.21, the different types of stalking behaviors and the percentages of women who have been subjected to stalking are given according to the relationship with the stalker. The first column of the table presents the nationwide percentages of women who have experienced each stalking behavior. When the women who have experienced any type of stalking behaviors are observed, it is seen that in Turkey 27 percent¹⁰ of women have been stalked at least once in their lifetime. The most common type of stalking behavior experienced is bothering by constant phone calls; 19 percent of women have been exposed to this behavior. The majority of the perpetrators of disturbing phone calls are strangers¹¹. This is followed by women's ex-husbands or intimate partners (10 percent) and, acquaintances¹² (10 percent). Texting, sending letters and/or e-mails are the second most prevalent type of stalking behaviors. Eight percent of women reported having been subjected to this stalking behavior. While more than half of the women (52 percent) have stated that the perpetrators of this behavior are strangers, it has also been perpetrated by men that women know, especially their former husbands/intimate partners (17 percent). Stalking women through social media and showing up at the places such as women's homes or workplaces are the third most reported behaviors. Six percent of women have experienced this form of stalking. Stalkers are mainly strangers; 67 percent of women reported having been stalked through social media by strangers. Forty-three percent of stalkers who showed up at places such as women's house and workplaces are strangers and 20 percent are distant acquaintances. Five percent of women have been exposed to the stalking behavior that includes the stalkers' threats to commit suicide if the women does not see them. The prevalence of other forms of stalking behavior is below 5 percent. The survey findings reveal that the majority of the perpetrators of the most prevalent acts of staking are strangers. However, the perpetrators of stalking behaviors that include threats of suicide, murder or harm against the woman and her immediate social networks are ex-husbands or intimate partners. The following acts of stalking behaviors are primarily perpetrated by women's ex-husbands or intimate partners; threatening the woman with harming her children or family (39 percent); threatening the woman if she refuses to see the stalker (38 percent) and threatening to commit suicide if she refuses to see them (30 percent).

¹⁰ The result not seen directly in the table is based on the calculation from the data mentioned in the footnote of Table 5.9.

¹¹ "Strangers " are people unknown to women.

¹² Acquaintances are persons with whom women do not have an intimate relationship such as neighbors, owners of the grocery, a friend of someone from the family.

Table 5. 21 Types of stalking and the perpetrators

Percentages of women who have been subjected to stalking by perpetrators and types of stalking

	Perpetrators of stalking							Number of women subjected to stalking			
	By anyone ^a	Husband/ intimate partner	Former husband/ intimate partner	A male friend	Relative	Someone from work	Teacher		Acquaintance ^b	Stranger ^c	Other ^d
Constantly calling	19.2	1.5	10.4	7.3	2.8	1.3	0.2	9.7	70.8	3.0	1,327
Texting, sending letters and/or e-mails	7.7	1.6	17.2	14.5	4.2	2.0	0.2	14.0	52.1	3.1	551
Following through social media	5.7	0.8	12.3	15.0	1.4	0.5	0.5	10.9	66.7	1.6	366
Disturbing by showing up in places where she is	5.8	3.2	13.4	10.1	2.7	7.2	1.2	20.0	42.6	5.0	404
Sending gifts like flowers, candles etc.	2.0	6.7	18.7	14.9	3.5	6.7	0.7	19.4	29.9	3.0	134
Sharing her contact information with third parties	1.7	0.9	17.5	12.3	9.6	0.9	0.0	21.1	28.9	12.3	114
Threatening to commit suicide if she does not want to meet	5.0	15.0	30.3	22.2	3.9	2.7	0.3	15.3	11.4	2.1	333
Threatening the woman if she does not want to meet	2.7	11.4	37.5	9.7	6.8	2.8	0.0	14.8	15.3	3.4	176
Threatening to hurt her children or family if she does not want to meet	1.7	13.0	38.9	7.4	5.6	0.0	0.0	16.7	13.9	6.5	108
Other	1.1	4.5	15.7	7.9	5.6	1.1	2.2	20.2	31.5	12.4	89

^a This column demonstrates the percentage of all women who have been subjected to different types of stalking behaviors regardless of their perpetrators. 26.6 percent of all women have experienced at least one type of stalking behavior. Since the percentages in the table are obtained from multiple answer questions, they cannot be summed and their sums may not be equal to 100%.

^b Acquaintance: People that women are not in a close relationship with such as neighbor, grocer, friend of someone from the family.

^c Stranger: People who are unknown to women.

^d Other: Relative or friend whose genders are not specified, persons whose identities are not specified.

5.4. Discussion

This chapter presents the information on the prevalence of various forms of violence that the women have experienced by different perpetrators in their lifetime and within the last 12 months preceding the survey. The survey findings reveal that women are being subjected to violence by the men who are close to them. The lifetime physical violence perpetrated by husbands or intimate partners against ever-married women is 36 percent and the lifetime sexual violence is 12 percent. When the physical and sexual violence estimates are compared with the results of the 2008 research, it is seen that the level of physical violence has changed from 39 percent to 36 percent and the sexual violence has changed from 15 percent to 12 percent. The proportion of experiencing at least on form of the mentioned violence types has changed from 42 percent to 38 percent (Annex Figure 5.1). Emotional violence/abuse which is the most prevalently reported form of violence by women is 44 percent in both surveys. The improvement in women's educational and wealth levels results in a decrease in the women's exposure to all three forms of violence in both of the surveys (Annex Table 5.13). The level of women's exposure to three different forms of violence related to the restriction of economic activities by their husbands or intimate partners differentiates by 1 percent among the two surveys (Annex Table 5.14).

The physical and/or sexual violence experienced by women differs by age and educational level in both of the surveys. Lifetime physical and/or sexual violence increases with age in each survey. Contrary to this situation, the violence experienced within the last 12 months increases among women in the younger age groups.

The findings of each survey also reveal a similar pattern regarding the educational level. Although the increase in women's educational level reduces physical and/or sexual violence experienced by women, it is striking that still one-third of women with high levels of education experience violence.

The results of the two researches reveal that the estimates regarding the mentioned forms of violence differentiate among regions. In 2008, lifetime physical violence among regions ranged from 25 percent to 53 percent in West Marmara and Northeast Anatolia. In 2014, however, regional differences for the same form of violence vary between 27 percent and 43 percent in the East Black Sea and Central Anatolia (Annex Figure 5.2). In both surveys, sexual violence is the highest in Northeast Anatolia (30 percent and 16 percent, respectively) (Annex Figure 5.3). In the 2008 research, the exposure to physical and/or sexual violence ranges from 26 percent to 57 percent in West Marmara and Northeast Anatolia. In 2014, the regional difference fluctuates between 29 percent and 45

percent in East Black Sea, West and Central Anatolia (Annex Figure 5.4). One of the reasons for the difference observed in the prevalence of lifetime violence over the past six-years may be the fact that the older generation, who had been subjected to more violence in the past, have been left out of the study sample coverage while the youngest generation has been included in the study sample.

Throughout Turkey, in the 2008 and 2014 researches, the prevalence of physical and/or sexual violence within the last 12 months has changed from 14 percent to 11 percent. This difference which is more prevalently observed among regions is the highest in Northeast Anatolia, Central East Anatolia, Southeast Anatolia and Central Anatolia. The regions where the difference is observed the most are the regions with the highest violence prevalence in the 2008 research. While in 2008, the prevalence of physical and/or sexual violence was the highest in the Northeastern Anatolia region, in 2014, it has been observed in the Southeastern and Western Anatolia regions along with Northeast Anatolia (Annex Figure 5.5). Regional differences observed in the last 12 months being dissimilar to the regional differences observed six years ago, imply that efforts executed for combating violence against women within this period, may have been more efficient in the regions with higher prevalence of violence. On the other hand, such discrepancy can also be explained through the men's loss of power due to poverty, unemployment and other factors causing stress in big cities, which result in an increased tendency to perpetrate violence.

The results of the 2014 research reveal that the prevalence of violence is much higher among women who are married at an early age. While the lifetime physical and/or sexual violence experienced by women who have married before the age of 18 is 50 percent, this proportion is 33 percent among those married after the age of 18. The fact that the proportion of violence increases with divorce or separation implies that violence might be a reason for divorce and that the divorce claim might lead to violence. Four-thirds of divorced or separated women have experienced physical violence by their husbands. Divorced women are the most disadvantaged group regarding all forms of violence.

When the background characteristics of abusive men are analyzed, it is seen that habits such as the frequent use of alcohol, drugs and gambling do not reflect the general profile of the perpetrators of violence and are factual for a small group. Fighting with other men, witnessing their mothers' exposure to physical violence within the family and experiencing physical violence in their families have more effect on men's infliction of violence.

Women have been exposed to violence not only by their husbands or intimate partners but also by their immediate social networks including their families. In the

2008 research, the childhood sexual abuse experienced by women before the age of 15 was found to be 7 percent while in 2014 it is about 9 percent. In 2014, the perpetrators of childhood sexual abuse are generally strangers, as it was in 2008. While the level of physical violence perpetrated by people other than women's husbands or intimate partners was 18 percent in the 2008 research, it is 14 percent in the 2014 research. In both of the surveys, sexual violence is 3 percent.

Within the scope of the 2014 research, the information on the prevention from participating in the labor force and from continuing the education by women's families and immediate social networks has been obtained. The results show that 3 out of every 10 women's education has been prevented and, one out of every 10 women has been prevented from working.

In 2014, the information on stalking has been collected for the first time. In Turkey, 27 percent of women have been stalked at least once. The most prevalent forms of stalking are constant phone calls (19 percent), texting, sending letters or e-mails (8 percent) or stalking via social media (6 percent) and disturbing by showing up at women's workplaces or homes (6 percent). The perpetrators of stalking other than women's husbands or immediate social networks are mainly strangers (constant phone calls are 71 percent, texting, sending letters or emails are 52 percent). It is seen that stalking behaviors that include threats are primarily perpetrated by former husbands or intimate partners (threaten to harm children/family is 39 percent, threatening the women if she refuses to see the stalker is 38 percent).

Regarding the results revealed by both surveys on the basis of women's attitudes toward gender roles, in 2008, 5 out of every 10 women agreed with the statement "a woman should not argue with her husband", which supports the traditional gender roles, while in 2014, 4 out of every 10 women agreed with the said statement. Similarly, the statement "male family members are responsible for the attitudes and behaviors of a woman" was accepted by 47 percent of women in 2008; whereas, it is 42 percent in 2014. When it is considered together with the increased tendency to disapprove violence against children and the fact that physical violence is unacceptable except for cheating, these findings point out that there is a decrease in the tolerance toward violence. On the other hand, it should be mentioned that half of the women still support the traditional gender roles. Although the prevalence of violence does not differ significantly according to type of residence in both of the researches, regarding the attitudes toward gender roles, women living in rural areas agree with the statements that support the gender roles more prevalently than women living in urban areas.



Chapter 6

Consequences of Violence against Women

Mehmet Ali Eryurt

Pelin Çağatay Seçkiner

Chapter 6. Consequences of Violence against Women

Mehmet Ali Eryurt and Pelin Çağatay Seçkiner

One of the most important outcomes of domestic violence against women is that it, directly or indirectly, adversely affects women's and children's physical and mental health. Injuries due to physical or sexual violence demonstrate the direct effects of violence on women's health. In addition to this, the answers of women who have been subjected to violence at any point in their lives and of women who have not, to the questions assessing their general and mental health, reveal that violence may also have indirect effects on health. Although not claiming to be the direct result of violence; the results of studies conducted in other countries also show that women, who have been subjected to violence suffer more from certain physical and mental illnesses¹.

Another outcome of violence is related to the intergenerational transmission of violence. It is known that women who had violence in their families while growing-up also experience violence themselves. Furthermore, violence against children, both by the mother and the father, is also an important issue in households where women are being subjected to violence. In this chapter, analyses regarding the examination of these relationships are presented. The relationship between women's and men's exposure to physical violence and them being violent against their children is discussed. Moreover, in order to analyze the effect of domestic violence on children, the existence of some behavioral problems in children aged 6-14 is examined according to whether violence against women exists or not.

6.1. Injuries due to violence

In the Research on Domestic Violence against Women in Turkey, women who have been subjected to physical and/or sexual violence by their husbands or intimate partners were asked about the injuries that occurred as a result of violence, as well as about the frequency and types of these injuries. Throughout Turkey, about one fourth of women who have been subjected to physical and/or sexual violence reported having been injured due to violence (Table 6.1). Although this proportion does not differ significantly between urban and rural areas, the proportion of women in urban areas who reported having been injured due to violence is 27 percent, whereas it is 21 percent among women in rural areas. Observing the proportion of women who reported having been injured due to violence at regional level, the lowest proportion is seen in the Central Eastern Anatolia region with 17 percent and the highest proportion is seen in the İstanbul region with 29 percent. The Western

¹ Garcia-Moreno, C., Jansen, H. A.F.M, Ellsberg, M., Heise, L. and Watts, C. (2005). *WHO Multi-country Study on Women's Health and Domestic Violence against Women: Initial Results on Prevalence, Health Outcomes and Women's Responses*. Geneva: WHO publications.

Marmara, Western Anatolia and Mediterranean regions are other regions with high percentages of women who reported being injured due to violence. In these regions, more than one fourth of women who have been subjected to physical and/or sexual violence by their husbands or intimate partners reported that they have been injured due to the experienced violence.

Table 6.1 Injuries due to violence			
Percentage of women* injured as a result of physical and/or sexual violence by their husbands or intimate partners at any point in their life by basic social and demographic characteristics, Turkey 2014			
		Proportion of injured women	Number of women who have experienced physical and/or sexual violence
Type of residence	Urban	26.9	1,582
	Rural	21.2	776
Region	Istanbul	29.1	228
	West Marmara	28.0	183
	Aegean	26.5	216
	East Marmara	21.0	200
	West Anatolia	27.3	171
	Mediterranean	27.3	207
	Central Anatolia	25.0	240
	West Black Sea	21.9	218
	East Black Sea	24.2	142
	Northeast Anatolia	22.2	222
	Central East Anatolia	17.3	166
Southeast Anatolia	22.0	165	
Age	15-24	22.6	162
	25-34	26.1	672
	35-44	27.8	683
	45-59	23.9	841
Education	No education/primary incomplete	23.6	559
	Primary school	24.3	1,189
	Secondary school	27.7	290
	High school	28.5	225
	Undergraduate and graduate	33.4	94
Relationship status	Currently married	22.0	2,037
	Never married, ever partnered**	(33.6)	38
	Widowed	31.2	88
	Divorced/Separated	59.0	195
Wealth level	Low	26.8	1,166
	Medium	23.5	506
	High	25.4	686
Turkey		25.6	2,358

Note: For the percentages stated in parenthesis, the number of observations is between 25-49.

*Calculations are based on all women who have been subjected to physical and/or sexual violence by their husbands or intimate partners.

**Women who have had fiancés, boyfriends or have been betrothed.

The prevalence of injuries due to lifetime physical and/or sexual violence does not differ significantly according to women's age. About one out of every four women who have been subjected to violence in all age groups reported having been injured due to violence. Although there is an inverse relationship between the prevalence of violence and women's level of education and the wealth level of the household (Chapter 5, Table 5.1), such a relationship is not observed for the phenomenon of injuries due to violence. On the contrary, a positive relationship is observed between women's educational level and the proportion of women who reported having been injured due to violence. With the increase in educational attainment, the proportion of women who reported having been injured due to violence increases. The proportion of injured women among those with undergraduate and above education is 33 percent, and it is 24 percent among women who have no education or have not completed primary school. The prevalence of injuries due to violence does not differ significantly according to the wealth level of the household. Looking at the prevalence of injured women according to women's relationship status, it is observed that the most disadvantaged group in this aspect is divorced women or women who live separately from their husbands. Six out of every 10 women who were divorced or separated and was subjected to violence reported having been injured due to violence. This proportion is almost three times the proportion of currently married women who have been injured due to violence.

In the research, the women who reported being subjected to lifetime physical and/or sexual violence by their husbands or intimate partners and being injured due to the experienced violence were asked how many times they were injured until the date of the study and whether any of these injuries were severe enough to require treatment. Throughout Turkey, it is seen that 6 out of every 10 women injured due to violence, had been injured a few times or more (Table 6.2). Nearly one out of two women who had been injured due to violence reported having been injured severe enough to require treatment at least once. The high percentage of women who reported having been injured severe enough to require treatment demonstrates how extreme the severity of violence is. Furthermore, the frequency of injuries is important for revealing the adverse effects of violence on the physical health of women.

The number and the severity of injuries do not differ significantly between women in urban and rural areas. In all regions except the Mediterranean region, the majority of injured women reported having been injured a few times or more (changes between 55 percent and 75 percent). This situation reveals that just like violence, injuries due to violence are also recurring events in women's lives (Table 6.2).

Table 6.2 Number of injuries as a result of violence						
Frequency and severity of injuries of women* injured due to physical and/or sexual violence by their husbands or intimate partners by basic social and demographic characteristics, Turkey 2014						
		Frequency of Injuries			Injured severe enough to require medical treatment	Number of women injured due to violence
		Once or twice	A few times**	Many times***		
Type of Residence						
	Urban	42.0	29.2	28.8	46.6	410
	Rural	37.2	29.1	33.7	50.9	164
Region						
	Istanbul	38.2	33.5	28.3	44.8	68
	West Marmara	28.6	30.5	40.9	42.8	50
	Aegean	42.1	31.5	26.4	49.2	57
	East Marmara	(26.3)	(19.8)	(53.8)	(46.6)	41
	West Anatolia	(37.7)	(36.0)	(26.3)	(54.5)	48
	Mediterranean	62.6	12.8	24.7	48.5	55
	Central Anatolia	37.3	30.9	31.8	44.4	60
	West Black Sea	(37.8)	(35.0)	(27.2)	(56.6)	48
	East Black Sea	(25.5)	(46.8)	(27.7)	(44.0)	33
	Northeast Anatolia	(44.5)	(17.0)	(38.6)	(62.3)	49
	Central East Anatolia	(39.2)	(25.6)	(35.2)	(55.1)	29
	Southeast Anatolia	(44.8)	(33.1)	(22.1)	(30.4)	36
Age						
	15-24	(48.3)	(34.8)	(16.9)	(24.6)	35
	25-34	40.5	33.6	25.8	44.1	174
	35-44	45.8	26.5	27.6	49.2	171
	45-59	36.0	26.6	37.4	52.7	194
Education						
	No education/primary incomplete	38.5	30.9	30.6	46.2	121
	Primary school	41.7	27.5	30.8	50.9	284
	Secondary school	38.1	27.5	34.4	47.7	76
	High school	37.7	34.6	27.7	33.5	63
	Undergraduate and graduate	(59.2)	(30.9)	(9.9)	(52.1)	29
Wealth level						
	Low	39.2	28.5	32.2	49.4	297
	Medium	41.8	35.0	23.2	44.2	110
	High	43.2	26.6	30.2	46.6	167
Turkey		41.1	29.2	29.7	47.4	574

Note: For the percentages stated in parenthesis, the number of observations is between 25-49.

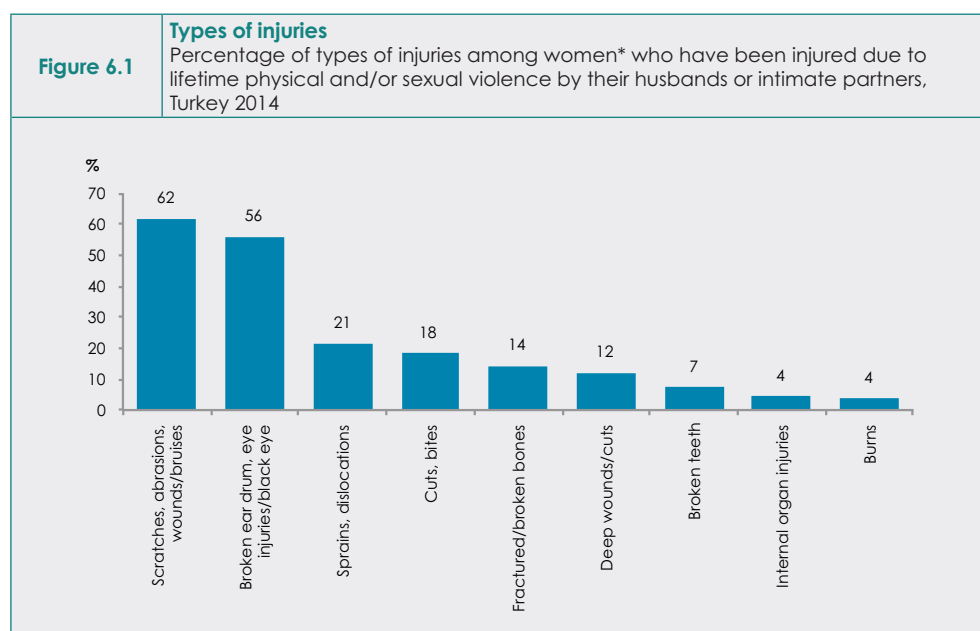
*Calculations are based on all women who have been subjected to physical and/or sexual violence by their husbands or intimate partners.

**3-5 times

*** More than 5 times

When the number of injuries due to violence is assessed by background characteristics of women, it is seen that the proportion of women who reported

being injured many times (more than 5 times) increases with age. While 17 percent of women aged 15-24, which is the youngest age group, reported having been injured many times, this proportion reaches up to 37 percent among women in the 45-59 age group. A similar relationship is observed in the percentage of women who have been injured severely enough to require treatment by age. Level of education does not cause a significant difference in the number of injuries. The only meaningful difference is observed between women with undergraduate and higher education and women with other educational attainments. While, among women with undergraduate and higher education, the percentage of women who have been injured once-twice due to violence at any point in their lives is 59 percent, the proportion of women who have been injured more than five times (many times) is 10 percent (Table 6.2). Concerning the percentage of women who have been injured severe enough to require treatment, there is no significant difference between any of the educational attainment categories, including women with the highest levels of education. A similar situation is also observed for wealth level. The number of injuries and the percentage of women who have been injured severe enough to require treatment do not differ according to wealth level.



*Calculations are based on all women who have been subjected to physical and/or sexual violence by their husbands or intimate partners.

Injuries due to lifetime physical and/or sexual violence by husbands or intimate partners occur in different forms. In Figure 6.1, the percent distributions of women who have experienced different forms of injuries are presented. Regarding the

types of injuries, it is seen that in Turkey the following injuries occur most commonly: "scratches, abrasions, bruises" (62 percent) and "broken ear drum, eye injuries or black eyes" (56 percent). 21 percent of women who have been injured due to violence stated that they have had "sprains, dislocations", 18 percent of women stated that they have had "cuts or bites" and 14 percent of them stated that they have had "fractured or broken bones". The high prevalence of severe types of injuries coincides with the information gathered from the qualitative research.

While analyzing types of injuries, the first important point to consider is the fact that victims of violence may suffer from multiple types of injuries at the same time. Especially, injuries such as "scratches, abrasions or bruises" are types of injuries that accompany other types of injuries. While the percentage distribution of type of injuries differs according to women's type of residence during the time of the survey, different types of injuries stand out in different regions. While in the Eastern Black Sea region, the most common injuries are cuts and bites, in the Western Anatolia and Western Black Sea regions sprains and dislocations, in Central East Anatolia fractured and broken bones, in Northeast Anatolia deep cuts, in East Black Sea internal organ injuries and in Southeast Anatolia burns are experienced the most (Annex Table 6.1).

6.2. Physical violence during pregnancy

It is known that physical violence during pregnancy has negative effects on the health of women, as well as the health of the unborn children. Within the scope of the study, ever-pregnant women were asked whether they have been subjected to physical violence by their husbands or intimate partners during pregnancy.

Throughout Turkey, 8 percent of ever-pregnant women reported having been subjected to physical violence by their husbands or intimate partners during pregnancy (Table 6.3). The study results indicate that physical violence during pregnancy does not differ between women living in urban areas and women living in rural areas. Even though the percentage is lower compared to the physical violence experienced before pregnancy, it is seen that the highest proportion of women who reported experiencing physical violence during pregnancy is among women who live in Northeast Anatolia (11 percent) (Table 6.3 and Table 6.4).

At the time of the survey, similar to how women aged between 15 and 24 reported having been subjected to physical violence at a lesser extent than the women in older age groups, 7 percent of women aged 15-24 reported having been subjected to physical violence during pregnancy by their husbands or intimate partners. A slight increase with age in the proportion of women who reported violence during pregnancy is an expected situation due to the increased number of pregnancies.

The percentage of experiencing violence during pregnancy differs according to women's educational and wealth level. Among women with undergraduate and above education levels and with higher wealth levels, the percentage of violence during pregnancy is lower. The prevalence of physical violence during pregnancy among women with no education/incomplete primary school and women who live in households with lower wealth levels is above the average of Turkey with 11 percent.

Table 6.3 Physical violence during pregnancy
 Percentage of ever-pregnant women* who have been subjected to physical violence by their husbands or intimate partners during pregnancy by basic social and demographic characteristics, Turkey 2014

	Women who experienced violence during pregnancy	Number of ever-pregnant women
Type of residence		
Urban	8.4	4,095
Rural	8.1	1,923
Region		
Istanbul	8.5	561
West Marmara	7.4	536
Aegean	7.9	511
East Marmara	6.5	574
West Anatolia	10.2	360
Mediterranean	9.4	502
Central Anatolia	8.8	511
West Black Sea	6.6	587
East Black Sea	6.7	454
Northeast Anatolia	10.6	519
Central East Anatolia	7.2	455
Southeast Anatolia	8.9	448
Age		
15-24	6.9	422
25-34	8.0	1,893
35-44	8.9	1,756
45-59	8.5	1,947
Education		
No education/Primary incomplete	10.7	1,251
Primary school	9.0	2,921
Secondary school	8.9	693
High school	5.4	765
Undergraduate and graduate	3.1	387
Wealth level		
Low	10.9	2,631
Medium	8.2	1,207
High	6.2	2,180
Turkey	8.3	6,018

* Calculations are based on all ever-pregnant women.

In the survey, women who have been subjected to physical violence by their husbands or intimate partners were asked whether the physical violence changed during pregnancy and if so, how it. Throughout Turkey, 4 out of 10 women stated that the physical violence did not change during pregnancy and one out of 10 women reported that the violence increased. In other words, for one out two women who was subjected to violence, pregnancy did not cause a decrease in the occurrence of violence. Another interesting point is that only 9 percent of victims of violence stated that the violence stopped during pregnancy (Table 6.4).

Table 6.4 Change in physical violence during pregnancy						
Percentage of change in physical violence to which women* have been exposed by their husbands or intimate partners during pregnancy by basic social and demographic characteristics, Turkey 2014						
		No change	Violence increased	Violence decreased	Violence stopped	Number of women who experienced physical violence during pregnancy
Type of Residence						
	Urban	40.5	11.4	39.1	9.0	337
	Rural	42.8	5.9	42.8	8.5	148
Region						
	Istanbul	(42.6)	(8.8)	(42.0)	(6.6)	49
	West Marmara	(39.8)	(10.4)	(41.6)	(8.1)	38
	Aegean	(42.3)	(25.4)	(27.1)	(5.1)	37
	East Marmara	(39.0)	(13.2)	(41.8)	(5.9)	36
	West Anatolia	(47.0)	(5.9)	(39.1)	(7.9)	36
	Mediterranean	(40.2)	(10.9)	(37.9)	(10.9)	47
	Central Anatolia	(41.6)	(6.6)	(42.9)	(8.9)	45
	West Black Sea	(38.0)	(2.6)	(41.3)	(18.1)	39
	East Black Sea	(36.3)	(7.0)	(33.3)	(23.5)	30
	Northeast Anatolia	31.6	7.1	59.5	1.8	55
	Central East Anatolia	(40.0)	(5.7)	(44.1)	(10.3)	33
	Southeast Anatolia	(37.3)	(7.4)	(42.8)	(12.5)	40
Age						
	15-24	(18.5)	(14.4)	(47.7)	(19.4)	31
	25-34	29.9	10.4	47.8	11.8	152
	35-44	43.7	14.3	35.3	6.7	150
	45-59	53.4	5.2	35.2	6.3	152
Education						
	No education /primary incomplete	43.1	8.7	42.4	5.8	127
	Primary school	40.3	11.8	38.9	9.0	242
	Secondary school	38.5	10.5	36.5	14.5	65
	High school	43.7	7.8	38.4	10.1	39
	Undergraduate and graduate	*	*	*	*	11
Wealth level						
	Low	40.9	11.9	40.1	7.2	262
	Medium	37.4	10.7	42.6	9.3	97
	High	43.5	7.3	37.8	11.4	126
Turkey		41.0	10.2	39.9	8.9	485

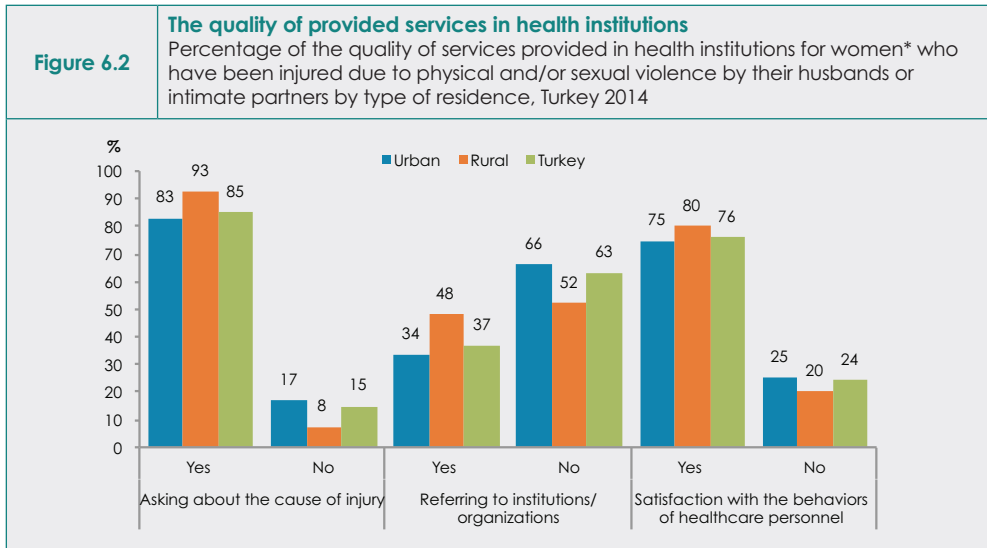
Note: The number of observations of the percentages stated in parenthesis is between 25-49. Cells with case number lower than 25 are specified with (*) symbol and the percentages are not given since the case number is insufficient.

* Calculations are based on all women who have been subjected to physical and/or sexual violence during pregnancy by their husbands or intimate partners.

When the change in violence during pregnancy is examined according to basic social and demographic characteristics, the differentiation is observed especially for the situations where the violence increased and stopped. While the violence during pregnancy increased for 6 percent of the women who live in rural areas, this proportion is 11 percent for women who live in urban areas. The violence mostly stopped among young women. However, the proportion of women from the same group who reported having experienced increased violence during pregnancy is also above the average of Turkey (14 percent). The percentage of women who stated that the physical violence experienced did not change or increase during pregnancy differs significantly according to age. The percentage of women who reported that the violence did not change during pregnancy increases with age. While 3 out of 10 women in the youngest age group of 15-24 stated that the violence they experienced increased or did not change during pregnancy, nearly 6 out of every 10 women above the age of 35 stated that the violence increased or did not change. The highest proportion of women who reported that the violence stopped is in the Eastern Black Sea region.

6.3. The quality of services provided during application to health institutions as a result of violence

The nature and the quality of services provided in the health institutions that women who have been injured due to violence by their husbands or intimate partners have applied to are very important for the physical and mental health of the women. Furthermore, if health care providers have suspicions during the application and treatment process of the women, they are obliged to ask the women whether they have experienced violence or not, to inform them about essential institutions and organizations and to refer them to appropriate institutions, after the pre-assessment. According to the study results, throughout Turkey, 85 percent of women have been asked about the cause of injury by the health care personnel. It is observed that in rural areas the cause of injury is asked more prevalently than urban areas (Figure 6.2). Regarding the regions, while the cause of injury is most prevalently asked in the Western Anatolia, Central Anatolia and Western Black Sea regions, in Central East Anatolia it is asked the least (Annex Table 6.2). Throughout Turkey, 76 percent of women reported being pleased with the behaviors of health care personnel. In rural areas the satisfaction from health care personnel is relatively higher than in urban areas. While satisfaction from the behaviors of healthcare personnel is the highest in Northeast Anatolia, it is the lowest in Southeast Anatolia (Annex Table 6.2).



*Calculations are based on all women who have been subjected to physical and/or sexual violence by their husbands or intimate partners.

6.4. Physical and/or sexual violence and general health

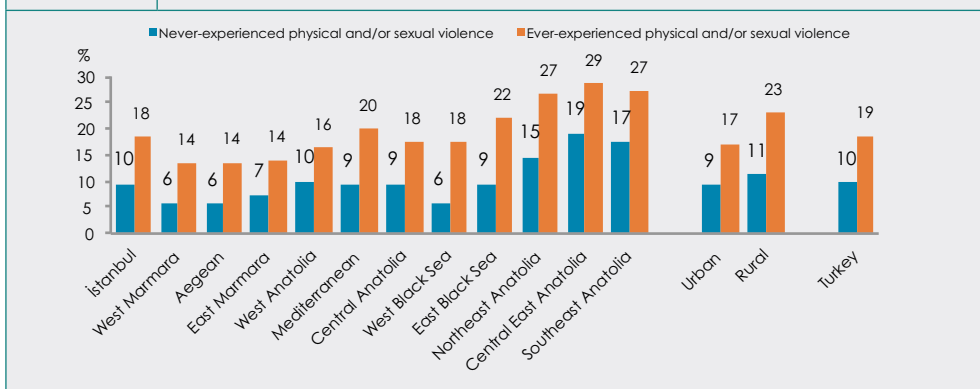
In the Research on Domestic Violence against Women in Turkey, women were asked some questions through which they could evaluate their general health status and their health status within the last 4 weeks. The information regarding the health status was obtained before women were asked question about the violence they have experienced. In this chapter, the answers of women about their health status are analyzed according to whether women have been subjected to physical and/or sexual violence by their husbands or intimate partners.

Throughout Turkey, while 13 percent of women reported their health conditions as “poor or very poor”, it is twice as common for women who have been subjected to lifetime physical and/or sexual violence to describe their health conditions as “poor or very poor” as compared to those who have never experienced violence (Annex Table 6.3 and Figure 6.3). It is seen that this difference is similar both for women in urban areas and women in rural areas. Regarding the regions, it is seen that women who have experienced violence and who live in the Northeastern Anatolia, Central Eastern Anatolia and Southeastern Anatolia regions more often make negative evaluations on their general health compared to women in other regions. The greatest difference between women who reported having been subjected to physical and/o sexual violence and women who have not in terms of poor general health status is observed in the Western Black Sea region. In this region, women who have been subjected to violence reported having “poor or very poor” health status three times more prevalently than women who have never experienced violence.

Figure 6.3

Violence and general health

Percentage of women* who reported their health status as “poor” or “very poor” according to exposure to violence by region and type of residence, Turkey 2014



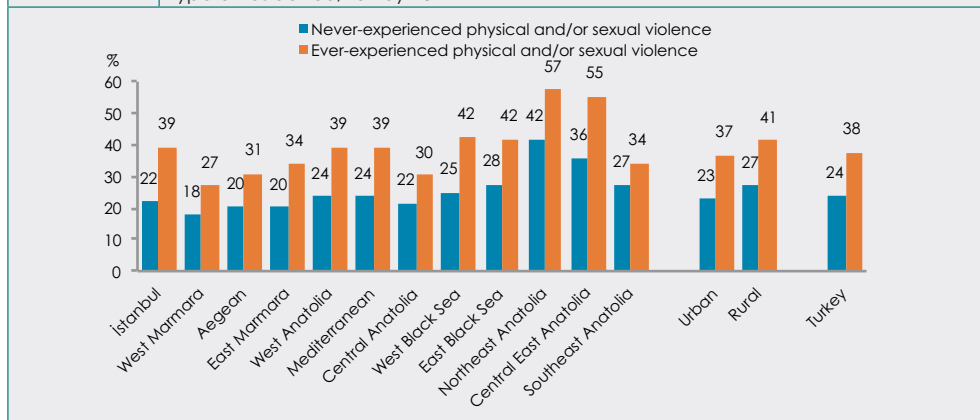
*Calculations are based on ever-married/partnered women.

Also for the evaluation of the health status in the last 4 weeks, it is seen that the answers of women differed according to whether or not they have experienced lifetime physical and/or sexual violence (Figure 6.4). Throughout Turkey, while 29 percent of women stated that they felt “very much or extreme pain/discomfort” in the last 4 weeks, this proportion reaches up to 38 percent among women who have experienced violence and it decreases to 24 percent among women who have never experienced violence (Annex Table 6.3 and Figure 6.4). The differentiation pattern according to type of residence and region is similar with the structure observed in the general health status. More than half of the women, who were subjected to violence living in Northeast Anatolia and Central East Anatolia, (57 percent and 55 percent, respectively) evaluated their health status within the last 4 weeks as negative.

Figure 6.4

Violence and health within the last 4 weeks

Percentage of women* who reported feeling “very much or extreme pain/discomfort” within the last 4 weeks according to exposure to violence, by region and type of residence, Turkey 2014



*Calculations are based on ever-married/partnered women.

When the violence and the health status of women are analyzed according to the background characteristics of women, it is observed that women who have experienced lifetime violence by their husbands or intimate partners more often evaluate their health status negatively compared to women who have never experienced violence (Annex Table 6.3). This differentiation is more evident among women in the younger age groups, women with undergraduate and above education and women living in households with medium and high wealth level.

6.5. Physical and/or sexual violence and mental health

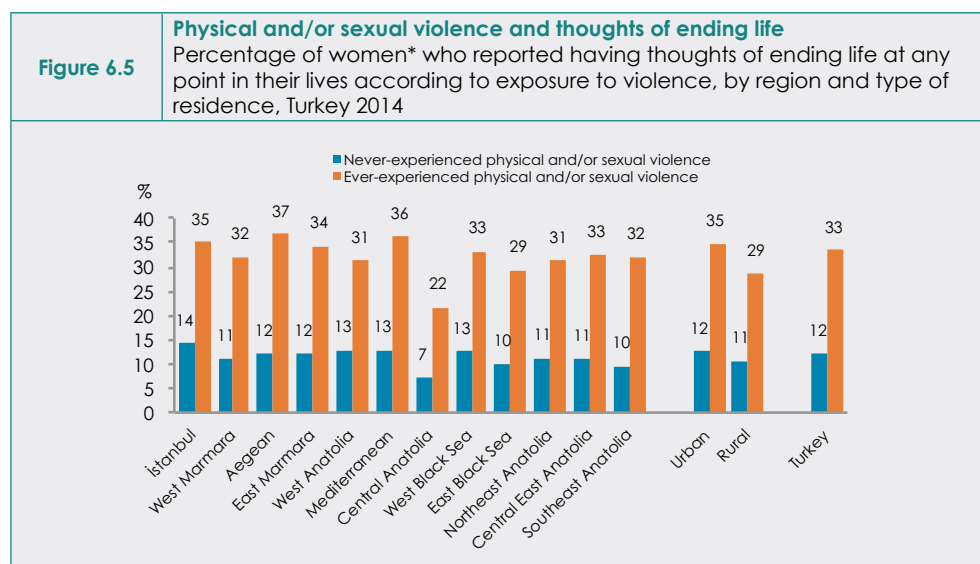
Women who were interviewed within the scope of the Research on Domestic Violence against Women in Turkey were asked about their mental health during the last 4 weeks prior to the interview. Within this context, information was gathered about certain mental problems that they had faced within the last 4 weeks and women were also asked some questions related to suicidal thoughts at any point in their lives. When the answers to these questions are analyzed, it is seen that the prevalence of such mental problems is higher among women who have been subjected to lifetime physical and/or sexual violence by husbands or intimate partners compared to women who have never been subjected to violence (Table 6.5). For example, while 45 percent of women who have never experienced violence reported feeling unhappy within the last 4 weeks, this proportion is 70 percent among women who have experienced violence.

Table 6.5 The relationship between physical and/or sexual violence and physical and psychological health

Percentage of health problems experienced within the last 4 weeks among women who have and have not been subjected to lifetime physical and/or sexual violence by their husbands or intimate partners, Turkey 2014

Mental problems	Women who have been subjected to violence (%)	Women who have not been subjected to violence (%)
Frequent headaches	62.0	49.6
Loss of appetite	39.3	28.0
Problems with sleeping	57.7	42.4
Being easily frightened	35.8	24.0
Trembling hands	37.1	22.2
Feeling nervous, tense or worried	80.0	63.6
Poor digestion	40.0	26.3
Trouble thinking clearly	61.3	42.3
Feeling unhappy	69.5	45.3
Crying more than usual	43.3	24.7
Reluctance for daily activities	64.0	49.6
Difficulty in decision making	50.7	36.1
Delaying daily activities	63.2	49.7
Thought of not playing a useful part in life	41.1	22.1
Loss of interest for things previously enjoyed	52.1	32.1
Feeling worthless	45.3	22.5
Thought of ending life	13.2	3.8
Feeling tired all the time	78.5	62.6
Uncomfortable feeling in the stomach	53.0	38.7
Getting tired easily	74.5	58.8
Number of women	2,358	4,435

When the answers to the questions related to the thought of ending life is observed, it is seen that mental problems are more common among women who have been subjected to physical and/or sexual violence by their husbands or intimate partners. Throughout Turkey, the proportion of women who have thought about ending their lives at any point is 3 times higher among women who have been subjected to physical and/or sexual violence by their husbands or intimate partners than women who have not experienced violence (Figure 6.5). Except Central Anatolia, in all regions around 3 or 4 out of every 10 women who have been exposed to physical and/or sexual violence stated that they thought about ending their lives. Percentages regarding the thought of ending life by women's basic social and demographic characteristics are presented in Annex Table 6.4.



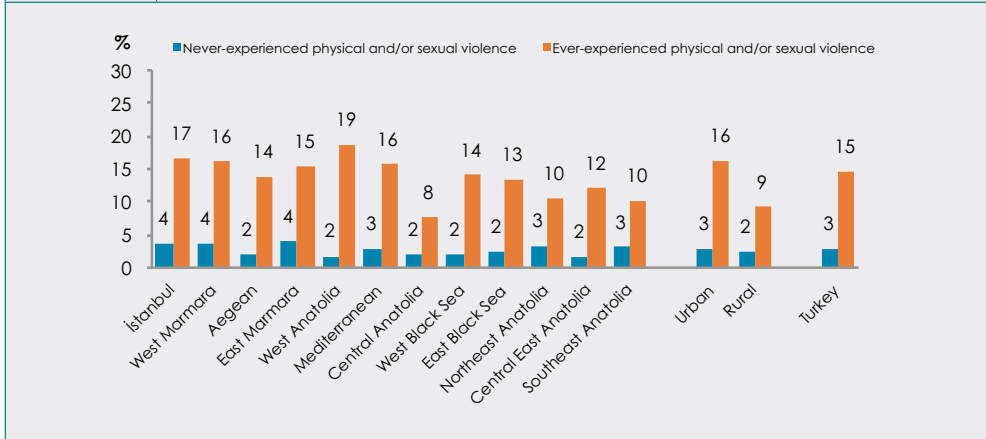
*Calculations are based on ever-married/partnered women.

Like women who have thought about ending their lives, the percentage of women who have attempted to end their lives also differs significantly according to exposure to physical and/or sexual violence. Throughout the country, while the attempt to commit suicide is 5 times more prevalent among women who have been subjected to violence than women who have never experienced violence; it is more than five times higher among women who live in urban areas (Figure 6.6). The proportion of women who have attempted to end their lives among women who live in the Western Anatolia and İstanbul regions and who experienced physical and/or sexual violence is 19 percent and 17 percent, respectively. It is striking that in these regions one out of every five women who have been subjected to violence has attempted to commit suicide. This proportion, which is 10 percent and higher for all of the regions except Central Anatolia, is 8 percent for the Central Anatolia region.

Figure 6.6

Physical and/or sexual violence and attempt to end life

Percentage of women* who have attempted to end their lives at any point in their lives according to exposure to violence, by region and type of residence, Turkey 2014



*Calculations are based on ever-married/partnered women.

6.6 Intergenerational transmission of violence

Analyzing the social problems which can cause or result in violence against women with a focus on violent behaviors, the intergenerational transmission of violence stands out as one of the important outcomes of violence. It is known that mothers' exposure to domestic violence has an impact on the normalization of violence by men and women later in life. Within the scope of the study, the information on the intergenerational transmission of violence is gathered through questions related to women's exposure to physical violence, women's mothers' exposure to violence by their fathers² during childhood and women physically harming their children. The information on transmission of violence regarding men is also gathered by asking women questions on whether or not the mothers of their husbands or intimate partners have been subjected to physical violence, whether their husbands or intimate partners have been subjected to physical violence during childhood and on whether or not the men hit the children.

In this section, first, the percentages of women's or their husbands' or intimate partners' mothers' exposure to violence during their childhood; then, the proportions of women's exposure to physical violence during adulthood; and finally, the proportion of men inflicting physical violence are presented. Taking into consideration the violence levels occurring in the two generations, the relationships between women or their intimate partners hitting or physically hurting the children is examined at a descriptive level.

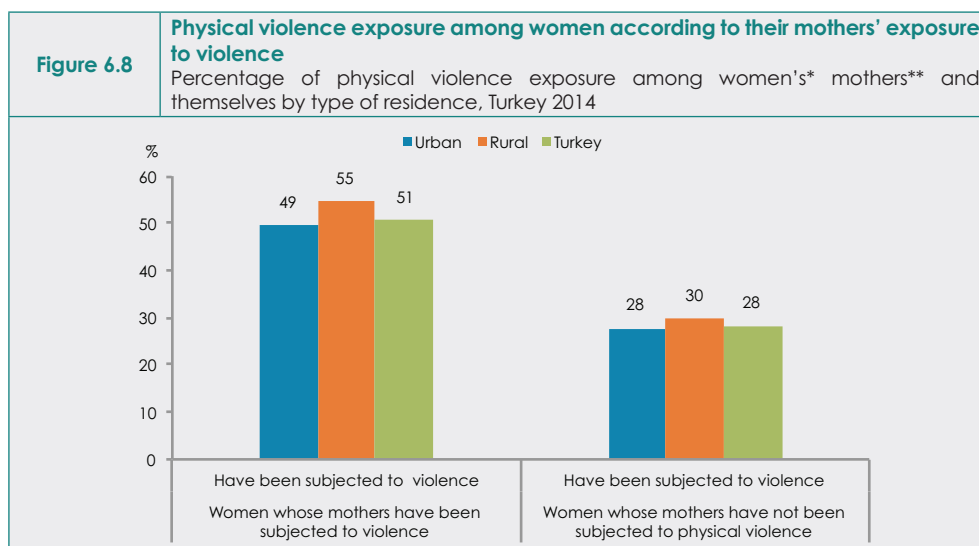
² The question was asked as "your father or your mother's intimate partner".



*Calculations are based on ever-married/partnered women.

**Calculations are based on women's mothers' exposure to physical violence by their last husbands or intimate partners.

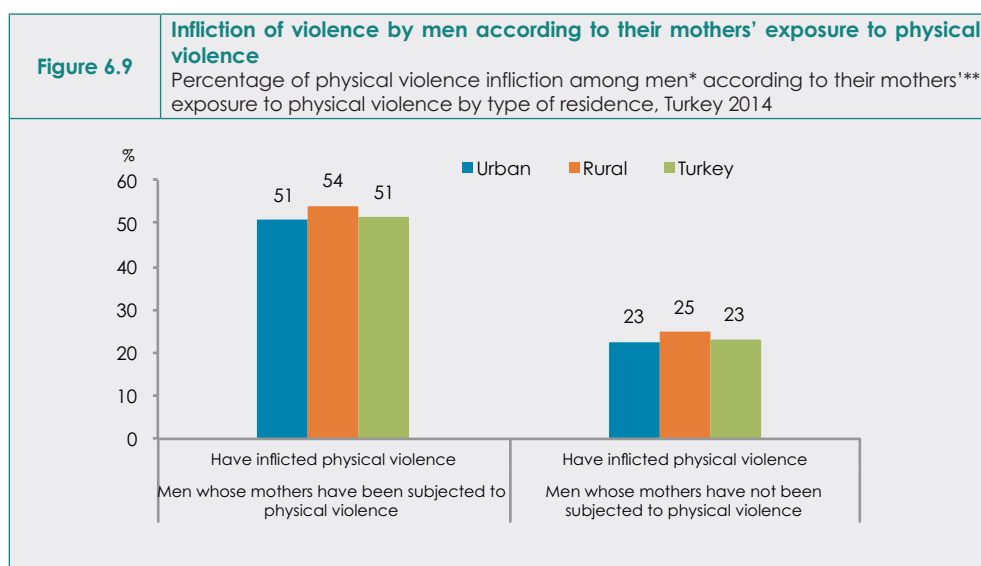
In figure 6.7, the percentages of mothers of ever-married women and their intimate partners' mothers' exposure to physical violence are presented. Throughout Turkey, 28 percent of ever-married women stated that their mothers experienced physical violence. This proportion is also very similar for the men's mothers (27 percent). Since the information on whether the men's mothers experienced physical violence or not is obtained from the women, the fact that 22 percent of women did not have information on this situation is understandable. For the ones who have not lived with or have not seen their parents, this situation is "not applicable". The distribution of women's and their mothers' exposure to physical violence by region and type of residence is presented in Annex Table 6.5.



*Calculations are based on ever-married/partnered women.

**Calculations are based on women's mothers' exposure to physical violence by their last husbands or intimate partners

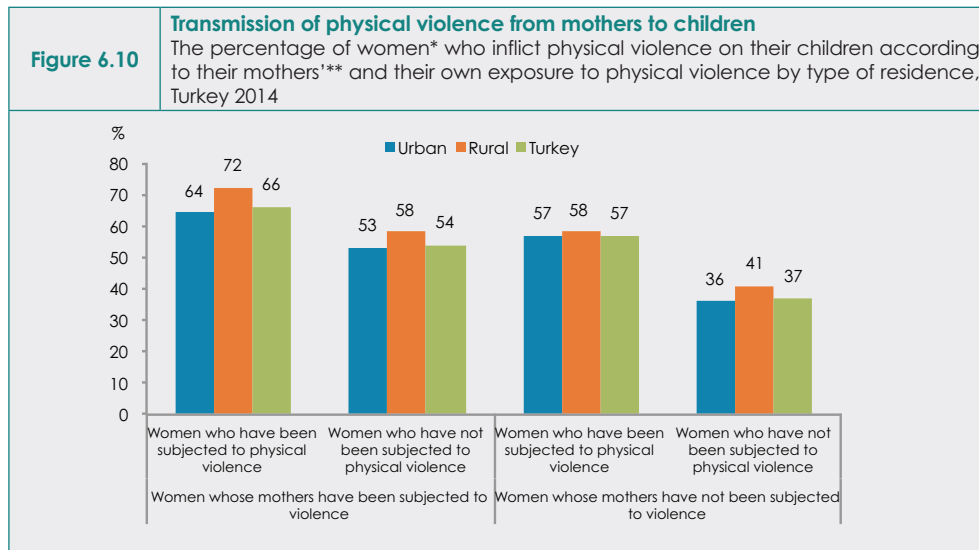
In Figure 6.8, the descriptive relationship between women's and their mothers' exposure to physical violence is presented by type of residence. Women who have been subjected to physical violence the most are the ones whose mothers are the victims of physical violence. Overall, 51 percent of women whose mothers have been victims of physical violence have also been subjected to physical violence themselves. These proportions are slightly higher in rural areas (55 percent) than in urban areas (49 percent). On the other hand, 28 percent of women whose mothers have not been subjected to violence during their childhood reported having been victims of violence (Figure 6.8).



*Calculations are based on men who are the last husbands or intimate partners of ever-married/partnered women.

**Calculations are based on men's mothers' exposure to physical violence by their last husbands or intimate partners.

Similar to women whose mothers have been subjected to violence in the previous generation being also subjected to violence themselves, the relationship between men's mothers' exposure to violence and them inflicting physical violence on their wives is presented in Figure 6.9. Throughout Turkey, it is seen that half of the men (51 percent), whose mothers have been subjected to violence, inflict physical violence. The proportion of inflicting violence among men whose mothers were subjected to physical violence is slightly higher in rural areas (54 percent) than in urban areas (51 percent). On the other hand, overall, the proportion of abusive men whose mothers have never experienced physical violence decreases to 23 percent. This result indicates that when men are not raised in a violent environment they may inflict less violence in the future (Figure 6.9).

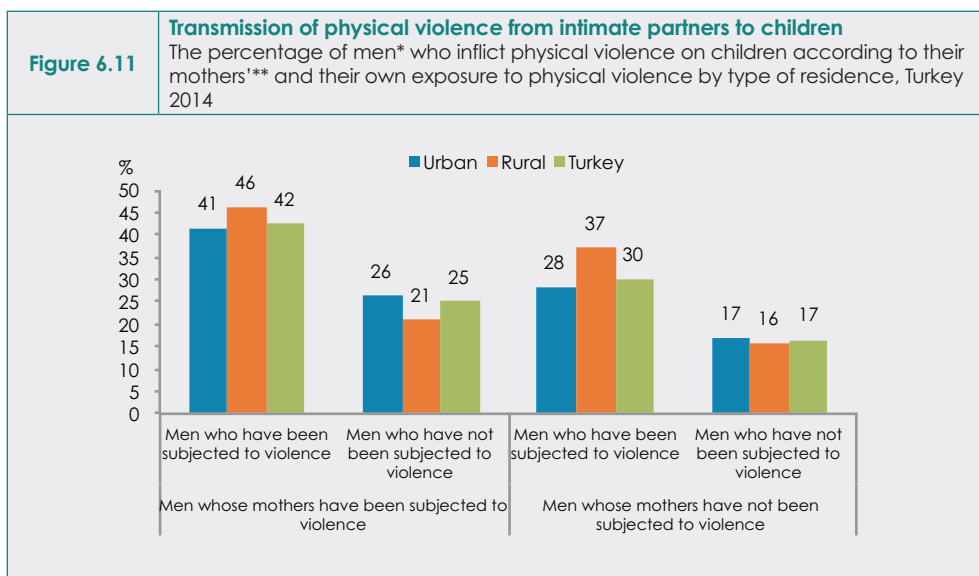


*Calculations are based on ever-married/partnered women and women who had at least one live birth.

** Calculations are based on women's mothers' exposure to physical violence by their last husbands or intimate partners.

It is seen that women and men who grew up in families where their mothers have been subjected to violence by their fathers or their mother's intimate partners, more often physically mistreat their children. In Figure 6.10, the impact of women's mothers' and women's exposure to physical violence on women's violent behaviors against their children is presented at the descriptive level. Throughout Turkey, women who inflict violence on their children the most (66 percent) are women who have been subjected to physical violence like their mothers. Regarding the type of residence, children who live in rural areas and whose both mothers and grandmothers have been subjected to physical violence are being subjected to physical violence the most, with 72 percent. These percentages, which show that the violent behaviors of mothers against their children are transmitted from one generation to another, indicate that in cases where both women and their mothers are not victims of violence (37 percent) violence decreases significantly.

Similar to the intergenerational transmission of violence regarding women, the relationship between men's physical violence against their children and the violence history in their families is also addressed at the descriptive level (Figure 6.11). The proportion of men, whose mothers have been subjected to violence and who, within the family, have also been subjected to domestic violence themselves, inflicting violence on their children is at 42 percent. The proportion of this group's violent behaviors against their children is slightly higher in rural areas (46 percent) than urban areas (41 percent). Men who have not been subjected to violence and whose mothers have also not been subjected to violence inflict physical violence on children the least (17 percent).



*Calculations are based on last husbands or intimate partners of ever-married/partnered women.

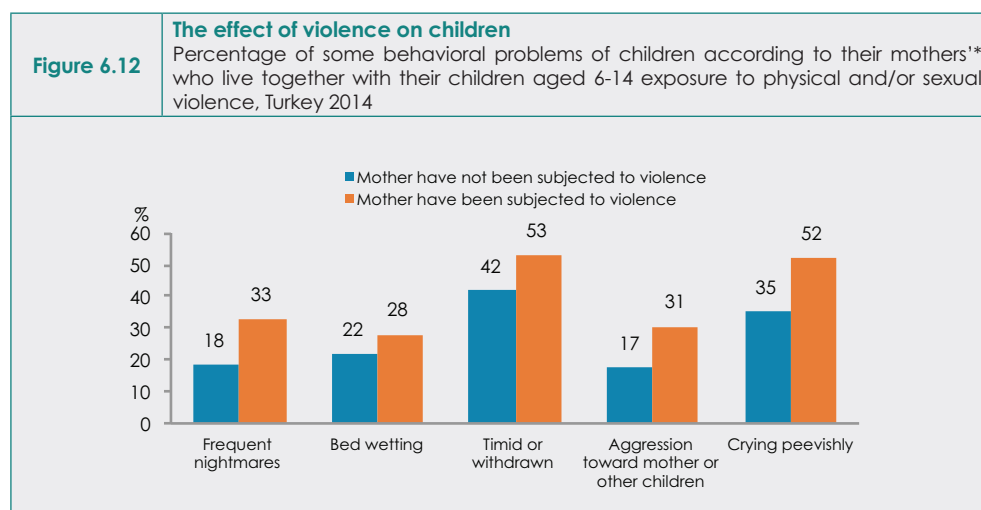
**Calculations are based on men's mothers' exposure to physical violence by their last husbands or intimate partners.

The results related to the intergenerational transmission of violence are striking in terms of revealing that, in line with the patriarchal social structure, men who possess more power compared to women inflict violence against women and children and similarly, women who possess more power compared to children inflict violence on children. The existence of violence in the family during childhood can cause women and men to accept violence as a normal situation. Concerning this situation, the most important point to keep in mind is that not every child from families with violence history tend to resort to violence or not all of these children are subjected to violence. However, the results, in terms of percentages, reveal that the violence experienced by women whose mothers have been subjected to physical violence by their fathers is higher and that men whose mothers have been subjected to violence, more widely inflict violence on their wives. It is seen that the violence history is also important for women's and men's violent behaviors against their children. The findings do not differ significantly according to the type of residence.

6.7. Effects of violence on children

In the Research on Domestic Violence against Women in Turkey, women who have at least one school-aged child (6-14 aged) were asked whether any of these children were displaying behavioral disorders. Questions on the behaviors of children were asked before the questions related to domestic violence experienced from husbands or intimate partners in order to reduce the risk of bias.

In figure 6.12, the nationwide percentages of certain behavioral problems displayed by the children of women who have and have not been subjected to physical and/or sexual violence by husbands or intimate partners is given. Accordingly, behavioral problems among children whose mothers have been subjected to violence are more prevalent than among those whose mothers have not been subjected to violence. For example, while the behavior of “being aggressive toward the mother and other children” is observed for the children of 3 out of every 10 women who have experienced violence, this proportion decreases by half among children whose mothers have not experienced violence. In Annex Table 6.6 and Annex Table 6.7, the relationship between mother’s experience of violence and the behavioral problems of children is analyzed according to different social and demographic characteristics. Throughout Turkey, the relationship between violence against women and children’s behavioral problems is more apparent for behaviors of “being aggressive toward the mother and other children” and “crying peevishly”.



*Calculations are based on ever-married/partnered women.

6.8. Discussion

The Research on Domestic Violence against Women in Turkey reveal that domestic violence against women by their husbands or intimate partners has, in many ways, direct and indirect negative effects on the physical and mental health of women and children. Since the findings obtained from the research are based on self-reports of women, even though the questions were asked in a detailed and clear manner, there can be differences in perception and understanding regarding the effects of violence. The proportion of women reporting their injuries due to violence is higher among educated women who live in households with

high wealth levels and in the Western part of the country. This situation can be explained by aforementioned differences in perception.

Comparing the findings with the results of the 2008 survey, it is seen that there is no difference concerning the level of injuries due to violence (for the 2008 and 2014 surveys, 24 percent and 26 percent, respectively). However, there is an increase in the percentage of severe injuries that need treatment (41 percent and 47 percent, respectively). It was also revealed that the proportion of violence during pregnancy is similar with the previous research (10 percent and 8 percent, respectively). Similarly, throughout Turkey, there is no significant change in the frequency of injuries experienced by women who have been injured due to violence.

The fact that more than four-fifths of women (85 percent) who applied to health institutions due to violence stated that they were asked about the cause of injuries and the majority of women (76 percent) were satisfied with the provided services reveals that women who have gone to health institutions have received favorable services. Since this is a cross-sectional research, except for injuries, it is not possible to ascertain whether experiencing physical violence has direct effects on women's physical and mental health or not. The reason for this is, in this research, other factors that can cause these health problems could not be collected and consequently other factors could not be controlled. However, the findings of the study indicate that there could be a strong relationship between women experiencing violence and these women displaying symptoms of certain physical and mental health problems. When the findings are observed according to women's type of residence and background characteristics, consistent results concerning the existence of such relationships are revealed. Regardless of women's type of residence and background characteristics, the tendency of negatively evaluating the physical and mental health is much more prevalent among women who have been subjected to violence compared to women who have not.

Similarly, certain mental problems are more common among children aged 6-14 whose mothers have been subjected to violence than among those whose mothers have never experienced violence. This result of the study coincides with the results obtained from the studies of similar quality conducted in different countries³.

³ Garcia-Moreno, C., Jansen, H. A.F.M, Ellsberg, M., Heise, L. and Watts, C. (2005). *WHO Multi-country Study on Women's Health and Domestic Violence against Women: Initial Results on Prevalence, Health Outcomes and Women's Responses*. Geneva: WHO publications

Another important outcome of violence is intergenerational transmission. During men's and women's childhood, their mothers exposure to physical violence is an important factor that increases women's exposure to physical violence from their husbands and the men's infliction of physical violence. The exposure of both the mothers of women and men, as well as themselves to physical violence also has an important impact on violence against children. Children who do not have violence in their families and have been raised by parents who have not been subjected to violence experience violence the least.



Chapter 7

Coping Strategies for Violence against Women

Banu Akadlı Ergöçmen

Ahmet Sinan Türkyılmaz

Ayşe Abbasođlu Özgören

Chapter 7. Coping Strategies for Violence against Women

Banu Akadlı Ergöçmen, Ahmet Sinan Türkyılmaz and
Ayşe Abbasoğlu Özgören

Along with the magnitude, extent and effects of the experienced violence, women's coping strategies with violence are also important. Victims of violence develop various strategies in order to cope with the experienced violence. Fighting back, telling about the violence to their immediate social networks or others and applying to relevant institutions and organizations are among the coping strategies of women. The nationwide prevalence of violence and the coping strategies for the experienced violence were determined for the first time with the Research on Domestic Violence against Women in Turkey conducted in 2008 and information was obtained on the reasons for violence according to women, the coping strategies of the victims of violence, how and to whom they tell about the violence, the institutions to which they have applied and how they use healthcare services and other services. In addition to these, in this research, detailed information has been covered on the awareness levels of women of the institutions/organizations that women can apply to when faced with violence and the services offered in these places, on their sources of information regarding their awarenesses, the referrals from one institution to another, if any, and the impact of the applications on violence.

In the first section of this chapter, the reasons for violence against women and domestic violence are presented from the women's points of view. In the rest of the chapter, fighting back, telling about the violence to immediate social networks and leaving home, which are among the strategies that women use to combat violence, are presented. Furthermore, detailed information is given on whether or not the women have applied to institutions as a result of violence and the institutions/organizations that they have sought help from, as well as on each application made by women as a result of physical violence and on the processes of these applications. Finally, the results regarding the applications made to the institutions as a result of stalking are shared. The comparison of the results given in this chapter with the findings of the 2008 research is given in the discussion presented under section 7.4.

7.1. Reasons for violence from the women's points of view

In this section, the opinions on the reasons behind the violence experienced by the women are the reasons stated by women and reflect their points of view. When the women who reported having been subjected to physical violence by their

husbands or intimate partners were asked about the reasons behind the violence, "problems with the man's family" was the most frequently stated problem with 33 percent. This is followed by the "reasons related to the man" (28 percent) which consists of the problems arising from the man's jealousy, the upbringing of the man, mental and physical problems of the man, the man's other wife/first wife, and by "economic problems/difficulties" (27 percent) which consists of financial problems, problems at the man's work and the unemployment of the man (Table 7.1). The results reveal that among the various and wide range of reasons for domestic violence against women, the reasons related to the man and the man's family come to the forefront. When the bad habits of the man are also considered in this context, it is seen that women predominantly state the reasons related to men as the reasons for violence.

Table 7.1 Reasons for physical violence according to the women (type of residence and region)

The reasons for violence according to the women^a who have been subjected to physical violence by their husbands or intimate partners by type of residence and region, Turkey 2014

	Economic problems/ difficulties ^b	Bad habits of the man ^c	Reasons related to the man ^d	Reasons related to the woman ^e	Problems with the man's family	Problems related to the children	No particular reason	Pressure from other people	Problems with the woman's family	Gossip	Age difference with the man	Other ^f	Number of women who have experienced physical violence
Type of residence													
Urban	27.0	12.0	30.7	24.3	32.3	8.9	11.1	0.5	3.3	0.1	1.3	7.1	1,492
Rural	27.3	11.8	20.3	23.7	35.3	14.4	13.2	1.3	2.0	0.0	0.5	5.3	739
Region													
Istanbul	25.6	11.0	28.2	25.8	33.8	11.0	11.9	0.5	4.4	0.0	1.5	5.5	216
West Marmara	30.2	13.7	34.4	25.7	29.0	11.3	11.7	1.1	2.9	0.0	1.2	3.5	175
Aegean	32.2	20.2	29.0	23.4	31.1	8.0	5.3	0.9	4.2	0.0	0.5	8.3	208
East Marmara	28.4	13.6	31.7	25.8	38.7	8.5	10.1	0.6	3.5	0.0	2.2	5.0	188
West Anatolia	29.6	9.8	31.9	26.3	34.7	7.6	14.1	0.7	4.0	0.0	1.3	8.0	162
Mediterranean	22.6	12.4	23.6	20.7	27.8	11.2	9.6	1.0	2.1	0.0	0.5	9.1	198
Central Anatolia	30.3	10.1	26.5	23.4	30.4	14.7	14.8	0.6	2.2	0.4	0.4	5.6	230
West Black Sea	24.4	12.7	28.0	24.7	39.3	8.0	13.8	0.9	0.9	0.0	1.0	4.8	212
East Black Sea	29.6	8.1	33.2	19.2	33.8	13.3	20.5	0.9	1.5	0.0	2.2	5.0	131
Northeast Anatolia	21.3	5.0	33.4	19.6	44.4	12.9	11.4	0.0	3.8	0.0	0.5	6.7	208
Central East Anatolia	30.2	5.1	27.7	22.8	32.6	19.6	9.3	0.7	0.0	0.0	1.3	6.6	153
Southeast Anatolia	21.9	8.0	21.9	24.6	29.3	7.3	16.9	0.7	0.7	0.7	0.7	7.3	150
Turkey	27.0	11.9	28.3	24.1	33.0	10.2	11.6	0.7	3.0	0.1	1.1	6.7	2,231

Note: Calculations are based on all women who have been subjected to physical violence by their husbands or intimate partners. Since the percentages in the table are obtained from multiple answer questions, they cannot be summed and their sums would not be equal to 100 %.

^a Calculations are based on all women who have been subjected to physical violence by their husbands or intimate partners.

^b Economic problems/difficulties: Financial difficulty, the man's problems at work, unemployment of the man

^c Bad habits of the man: The man being drunk, cheating, drug use/gambling

^d Reasons related to the man: The man getting jealous of the woman, the woman getting jealous of the man, the man's physical/mental problems, problems related to the man's other/first wife

^e Reasons related to the woman: Disobedience of the woman, the woman getting jealous of the man, the woman refusing sexual relationship, the woman wanting divorce, the woman neglecting housework, the woman not wanting to get married, the woman feeling guilty/blaming herself

^f Other: Due to arguments, the man's irresponsibility, the man not being ready for marriage/not getting used to marriage, the woman's use of swear words, reasons related to inheritance, etc.

Twenty-four percent of women reported having been subjected to violence by their husbands or intimate partners due to "reasons related to the woman". The "reasons related to the woman" apply to the situations where the woman holds herself responsible for the experienced violence and consists of the following answers; being disobedient, being jealous of the man, refusing sexual relationship, wanting to breakup/to get divorced, neglecting housework, married reluctantly/without loving and blaming herself. The answer "no particular reason" has been given by 12 percent of women as the reason for violence (Table 7.1).

In rural areas, as the reason for violence, the "problems with the man's family" is above the national average with 35 percent. It is seen that in the urban areas the "reasons related to the man" are more prevalently cited as the reasons for violence compared to the rural areas with 31 percent. As the reasons for violence, "problems related to the children" are mentioned more prevalently in rural areas than in urban areas (14 percent and 9 percent, respectively) (Table 7.1).

When considered at the regional level, the "problems related to the man's family" are in the first place among the reasons for violence in all regions except the Western Marmara and Aegean regions. In West Marmara, "problems related to the man" and in Aegean "economic problems/difficulties" are the most frequently mentioned reasons for violence (34 percent and 32 percent, respectively). In the Central Anatolia region, "problems related to the man" and "economic problems/difficulties" are stated as the reasons for violence with the same percentage (30 percent). In the Northeastern Anatolia region "problems with the man's family" is at 44 percent and, considering the regions, it has the highest percentage among all the reasons for violence mentioned by women (Table 7.1).

When the reasons for violence mentioned by women are observed according to the background characteristics of women, it is seen that "problems with the man's family" which is the most prevalent reason for violence throughout the country, is stated at a lesser extent as the educational level increases (Table 7.2). As expected, the proportion of women who have reported "economic problems/difficulties" as a reason for violence decreases as the educational and wealth levels increase. Reporting "man's bad habits" as a reason for violence is relatively lower among young women compared to women in other age groups. Similarly the "problems related to the children" is more frequently mentioned by older women as a reason for violence. Since the total number of children increases as women get older, "problems related to the children" being stated more frequently by older women is an expected situation. The fact that the "problems related to the children" has been mentioned as a reason for violence more prevalently by women with lower wealth levels implies that, along with the

higher number of children in this group, economic problems can also be a factor (Table 7.2). Detailed findings on the reasons for physical violence according to the victims of violence are presented in Annex Table 7.1 and Annex Table 7.2¹.

Table 7.2 Reasons for physical violence according to the women (social and demographic characteristics)
Reasons for violence according to the women^a who have been subjected to physical violence by their husbands or intimate partners by basic social and demographic characteristics, Turkey 2014

	Economic problems/difficulties ^b	Bad habits of the man ^c	Reasons related to the man ^d	Reasons related to the woman ^e	Problems with the man's family	Problems related to the children	No particular reason	Pressures from other people	Problems with the woman's family	Gossip	Age difference with the man	Other ^f	Number of women who have experienced physical violence
Age													
15-24	17.5	4.3	39.7	35.2	29.2	7.0	6.1	0.9	0.0	0.0	0.4	11.4	147
25-34	26.9	8.7	28.1	26.9	37.1	7.0	10.4	1.1	4.8	0.0	1.0	6.6	632
35-44	27.4	13.2	28.8	23.6	34.9	11.5	10.9	0.4	2.6	0.2	1.6	5.7	656
45-59	28.6	15.1	25.9	20.1	28.5	12.5	14.2	0.6	2.3	0.1	0.9	6.8	796
Education													
No education/primary incomplete	28.3	10.2	24.9	25.3	30.0	13.1	13.9	0.6	1.0	0.0	0.7	6.3	532
Primary school	28.4	12.1	25.4	22.5	35.3	10.7	11.1	0.7	3.3	0.2	0.9	5.1	1,134
Secondary school	27.0	12.6	35.0	29.2	33.3	6.4	10.5	0.9	2.6	0.0	0.8	12.7	268
High school	22.2	12.5	30.5	23.0	32.0	7.7	9.8	1.0	5.4	0.0	1.0	9.0	208
Undergraduate and graduate	16.7	14.2	51.6	26.2	23.0	7.6	13.2	0.0	3.7	0.0	6.1	5.0	88
Marital and relationship status													
Currently married	26.7	10.0	25.1	23.9	33.7	11.3	11.6	0.6	3.1	0.1	0.7	6.5	1,923
Never-married-had fiancée/betrothed/boyfriend	(1.6)	(1.9)	(66.0)	(42.9)	(7.9)	(0.0)	(3.1)	(0.0)	(0.0)	(0.0)	(0.0)	(9.6)	33
Widowed	1.6	1.9	66.0	42.9	7.9	0.0	3.1	0.0	0.0	0.0	0.0	9.6	85
Divorced/separated	26.7	16.1	28.7	21.2	28.3	8.2	13.8	0.0	2.9	0.7	2.3	9.9	190
Occupational status													
Works in a paid job	28.8	13.4	31.7	24.8	30.4	11.7	10.4	1.3	2.9	0.0	1.1	7.4	728
Does not work in a paid job	26.2	11.3	26.7	23.8	34.2	9.5	12.2	0.4	3.0	0.1	1.1	6.4	1,502
Wealth level													
Low	31.2	11.5	26.0	23.4	33.7	11.3	12.8	1.1	2.7	0.0	1.0	6.8	1,106
Medium	27.4	12.2	26.7	25.3	33.8	8.9	11.4	0.7	3.4	0.0	0.5	4.8	478
High	21.7	12.3	32.2	24.3	31.6	9.6	10.2	0.3	3.1	0.2	1.6	7.8	647
Turkey	27.0	11.9	28.3	24.1	33.0	10.2	11.6	0.7	3.0	0.1	1.1	6.7	2,231

Note: The number of observations for the percentages in parenthesis is between 25-49. Since the percentages in the table are obtained from multiple answer questions, they cannot be summed and their sums would not be equal to 100 %.

^a Calculations are based on all women who have been subjected to physical violence by their husbands or intimate partners.

^b Economic problems/difficulties: Financial difficulty, the man's problems at work, unemployment of the man

^c Bad habits of the man: The man being drunk, cheating, drug use/gambling

^d Reasons related to the man: The man getting jealous of the woman, upbringing of the man, the man's physical/mental problems, problems related to the man's other/first wife

^e Reasons related to the woman: Disobedience of the woman, the woman getting jealous of the man, the woman refusing sexual relationship, the woman wanting divorce, the woman neglecting housework, the woman not wanting to get married, the woman feeling guilty/blaming herself

^f Other: Due to arguments, the man's irresponsibility, the man not being ready for marriage/not getting used to marriage, the woman's use of swear words, reasons related to inheritance, etc.

¹ The reasons presented in these tables are more detailed reasons directly mentioned by women before the grouping made for Table 7.1 and Table 7.2. The notes related to the grouping are given under the tables. Since women can mention more than one reason, it should be highlighted that the categories cannot be summed with one another.

7.2. Strategies used by women to cope with violence and the services

7.2.1. Telling about the violence to immediate social networks

In the survey, women were asked to whom they have told about the experienced violence and who among these people have offered to help. Furthermore, the survey also collected information on the applications made to institutions/ organizations as a result of violence. At the national level, 44 percent of women who have been subjected to physical and/or sexual violence by their husbands/ intimate partners reported not having told about the violence to anyone or any institution. In other words, nearly half of the women who have been subjected to violence told about the violence that they have experienced for the first time to the interviewers during the interviews in this survey (Table 7.3). Thirty-seven percent of women who have been subjected to violence have told about the violence to their families, 24 percent, to their friends or neighbors. The proportion of women who have told about the violence to the man's family is at a very low level with 17 percent (Table 7.3).

Telling about the experienced violence to other people differs according to type of residence. The proportion of telling about the violence to other people is lower among women living in rural areas than women living in urban areas. According to the survey results, while 41 percent of women living in urban areas reported not having told about the violence to anyone, this proportion is 55 percent for women living in rural areas (Table 7.3). The survey results show that 39 percent of victims of physical violence living in urban areas have told about the violence to their families and that this proportion is 29 percent for the women living in rural areas (Table 7.3).

Telling about the experienced violence to other people also differs according to regions. The İstanbul, Western Marmara and Aegean regions have the lowest proportions of women who have not told about the violence (39 percent, 40 percent and 41 percent, respectively). In other words, it is seen that women living in these regions tell about the violence to their immediate social networks or their acquaintances more prevalently than women living in other regions. Northeast Anatolia is the region where women tell about the male violence to others the least (59 percent). It is observed that in this region nearly 6 out of every 10 women who have been subjected to physical and/or sexual violence by their husbands or intimate partners did not tell about the violence to anyone (Table 7.3).

Table 7.3 Telling about the violence

Percentage of the women^a who have told about the physical and/or sexual violence of their husbands or intimate partners to other people by social and demographic characteristics, Turkey 2014

		Told no one	Told to own family ^b	Told to the man's family ^c	Told to a friend/neighbor	Told to institutions/organizations ^d	Number of women who have experienced physical and/or sexual violence
Type of residence	Urban	41.2	39.4	18.2	26.2	1.3	1,582
	Rural	54.7	28.6	14.7	16.8	1.6	776
Region	Istanbul	38.9	40.3	22.7	27.9	1.4	228
	West Marmara	40.1	42.0	15.6	25.4	1.7	183
	Aegean	40.9	40.4	14.1	27.4	1.0	216
	East Marmara	44.0	37.3	19.7	23.0	0.5	200
	West Anatolia	42.4	42.5	18.8	28.8	1.6	171
	Mediterranean	49.3	30.1	14.9	23.3	2.3	207
	Central Anatolia	43.3	38.2	14.3	21.8	0.8	240
	West Black Sea	45.2	37.5	11.9	22.6	1.8	218
	East Black Sea	46.1	38.7	24.7	16.3	3.7	142
	Northeast Anatolia	58.5	24.3	14.9	15.0	0.4	222
	Central East Anatolia	53.0	29.3	16.9	15.8	1.2	166
Southeast Anatolia	50.6	29.3	14.1	15.3	0.6	165	
Age	15-24	44.3	36.0	17.0	24.9	0.8	162
	25-34	39.5	40.2	19.1	24.0	1.7	672
	35-44	41.0	39.6	18.8	25.4	1.6	683
	45-59	51.0	32.2	14.8	22.7	1.0	841
Education	No education/primary incomplete	58.3	26.7	13.6	16.9	1.2	559
	Primary school	42.1	37.9	18.6	22.6	1.0	1,189
	Secondary school	43.6	38.8	18.3	27.0	1.4	290
	High school	32.9	44.3	19.6	35.4	2.9	225
	Undergraduate and graduate	35.9	48.0	13.1	36.6	2.7	94
Wealth level	Low	49.5	32.4	18.3	20.1	1.7	1,166
	Medium	41.7	38.9	17.1	25.1	1.0	506
	High	39.5	41.4	16.3	28.2	1.2	686
Turkey		44.3	37.0	17.4	24.0	1.4	2,358

Note: Since the percentages in the table are obtained from multiple answer questions, they cannot be summed and their sums would not be equal to 100 %.

^a Calculations are based on all women who have been subjected to physical and/or sexual violence by their husbands or intimate partners.

^b Own family: Mother, father, sisters, brothers, children, female relatives.

^c The man's family: Mother-in-law, women from the man's family.

^d Telling to institutions/organizations refers to the situation where women have told about the violence to an official from the institutions/organizations but did not make an application.

Telling about the experienced violence differs according to age. It is seen that the tendencies of women aged 25-44 to tell about the violence are higher. The proportion of women who have not told about the violence is higher among the women aged 45-59 than women in the 25-34 and the 35-44 age groups (51

percent, 40 percent and 41 percent, respectively). Another age group that should be emphasized is the 15-24 age group. It is seen that in this relatively younger age group, the proportion of not telling about the violence (44 percent) is higher compared to the following two age groups.

There is a significant difference among women with different educational levels in terms of telling about the violence to immediate social networks. It is seen that when the educational level is high, the proportion of women hiding the experienced violence is relatively low. While 58 percent of women with no education or incomplete primary school education do not tell about the violence to anyone, this proportion decreases to 33 percent among high school graduate women and 36 percent among women with university or above education.

Furthermore, the proportion of women who tell about the violence to their own families increases with the educational levels of women. While the proportion of women who tell about the violence to their own families is 27 percent among women with low educational levels, this proportion is 48 percent among women with higher educational levels (Table 7.3).

Furthermore, the proportion of telling about the violence to immediate social networks is also relatively higher when the wealth level is high. For example; while 32 percent of women with low wealth levels have told about the violence to their families, this proportion reaches up to 41 percent among women with high wealth levels (Table 7.3).

Thirty-nine percent of women who have been subjected to physical and/or sexual violence by their husbands or intimate partners have reported that none of the people who witnessed or were aware of the violence helped them. Nineteen percent of women who have been subjected to physical and/or sexual violence received help from their families. The proportion of women who have received help from their families is higher among women living in urban areas than women living in rural areas (21 percent and 14 percent, respectively). At the regional level, it is striking that in the Northeastern Anatolia region, women who have been subjected to physical and/or sexual violence by their husbands or intimate partners are alone in the face of violence. As a matter of fact, 62 percent of women living in this region and who have been subjected to physical and/or sexual violence have not been helped by anyone even though it was known that these women were being subjected to violence. The proportion of not receiving help in the face of violence is also high in the West Black Sea and Central Anatolia regions (51 percent and 46 percent, respectively). Among the regions, with 24 percent, West Marmara has the highest proportion of women whose own families have helped them in the face of violence (Table 7.4).

Table 7.4 People from the immediate social networks of victims of violence who have offered them help

Percentage of women* who have been subjected to physical and/or sexual violence by their husbands or intimate partners and of individuals who were aware of the violence and wanted the help the victims of violence by women's social and demographic characteristics, Turkey 2014

		No one	Own family**	Man's family***	Friend/Neighbor	Institution/organization	Number of women who have experienced physical and/or sexual violence
Type of residence	Urban	37.7	21.1	10.0	8.3	0.7	1,582
	Rural	41.3	13.8	9.3	6.2	1.3	776
Region	Istanbul	32.2	22.3	11.7	7.2	0.9	228
	West Marmara	35.3	24.4	9.5	7.3	0.0	183
	Aegean	41.1	22.7	10.6	12.6	0.5	216
	East Marmara	40.1	17.2	13.2	5.4	0.5	200
	West Anatolia	35.4	23.2	8.4	9.4	1.6	171
	Mediterranean	35.3	19.2	6.8	9.8	1.3	207
	Central Anatolia	46.4	14.9	5.8	7.1	0.4	240
	West Black Sea	50.8	13.0	6.5	7.0	1.3	218
	East Black Sea	35.3	22.2	8.8	5.8	2.1	142
	Northeast Anatolia	62.3	11.5	8.4	4.0	0.4	222
	Central East Anatolia	38.1	15.5	13.8	5.2	0.0	166
Southeast Anatolia	39.5	13.0	10.9	3.2	0.0	165	
Age	15-24	25.7	22.0	13.9	10.7	0.0	162
	25-34	38.7	20.8	11.4	8.0	0.9	672
	35-44	39.4	22.0	9.8	7.7	1.2	683
	45-59	40.0	15.7	7.7	7.1	0.7	841
Education	No education/primary incomplete	41.5	11.8	7.0	4.9	1.4	559
	Primary school	41.1	18.4	10.0	6.6	0.6	1,189
	Secondary school	38.4	20.1	12.8	7.0	0.8	290
	High school	26.5	29.0	14.6	15.7	1.1	225
	Undergraduate and graduate	26.6	38.0	2.4	17.1	0.3	94
Wealth level	Low	41.2	15.9	9.0	5.5	1.3	1,166
	Medium	39.5	20.6	12.5	7.6	0.8	506
	High	34.6	23.1	9.2	10.7	0.3	686
Turkey		38.5	19.4	9.8	7.8	0.8	2,358

Note: Since the percentages in the table are obtained from multiple answer questions, they cannot be summed and their sums would not be equal to 100 %.

* Calculations are based on all women who have experienced physical and/or sexual violence by their husbands or intimate partners.

** Own family: Mother, father, sisters, brothers, children, female relatives.

*** The man's family: Mother-in-law, women from the man's family.

It is seen that among women who have been subjected to physical and/or sexual violence by their husbands or intimate partners, the proportion of women who have received help from their parents increases as the educational level increases. For example; 38 percent of victims of violence with high school and above education have received help from their families. Similarly, the proportion of women who have been offered help from their friends and neighbors also increases as the educational level increases. Seventeen percent of victims of violence with undergraduate and above education have received offers of help from their neighbors or families. This ratio is 5 percent among women with no education or incomplete primary school education. On the other hand, the proportion of offers of help from the man's family to the victims of violence with undergraduate and above education is only 2 percent (Table 7.4).

As the wealth level of women increases, the proportion of receiving offers of help from their families, friends or neighbors also increases. Thirty-five percent of women with high wealth levels who have been subjected to physical and/or sexual violence by their husbands or intimate partners did not receive help offers from any of the people who were aware of the violence (Table 7.4).

7.2.2. Fighting back

In Turkey, 30 percent of women who have been subjected to physical violence by their husbands or intimate partners reported having fought back at least once in order to protect themselves. While this proportion is 19 percent for rural areas, it is 34 percent for urban areas. The proportion of fighting back against violence is higher among women who have experienced severe physical violence than women who have experienced moderate violence (40 percent and 30 percent, respectively) (Table 7.5).

Concerning the regions, the proportion of women who have fought back in the face of severe physical violence is the highest in the İstanbul region (49 percent), and lowest in the Northeastern Anatolia region (19 percent) (Table 7.5). While 20 percent of women who have no education or have not completed primary education fight back against physical violence to protect themselves, more than half of the women (52 percent) with undergraduate and above education fight back against physical violence. The results reveal that, concerning severe violence, 63 percent of women with high school education have fought back at least once against physical violence (Table 7.5).

Table 7.5 Fighting back against physical violence for self-defense

Percentage of women* who have been subjected to physical violence by their husbands or intimate partners and have fought back to protect themselves by the severity of the violence and women's social and demographic characteristics, Turkey 2014

	Exposure to physical violence by their husbands/intimate partners		Moderate violence		Severe violence		
	Ever fought back	Number of women who have experienced physical violence	Ever fought back with moderate violence	Number of women who have experienced moderate physical violence	Ever fought back with severe violence	Number of women who have experienced severe physical violence	
Type of residence							
	Urban	33.5	1,492	33.7	1,464	44.0	670
	Rural	18.9	739	19.0	726	27.1	311
Region							
	Istanbul	35.7	216	35.9	215	48.7	90
	West Marmara	40.1	175	40.8	172	48.0	84
	Aegean	34.3	208	34.8	202	47.8	102
	East Marmara	32.5	188	33.2	184	40.7	71
	West Anatolia	30.3	162	30.0	160	38.5	80
	Mediterranean	30.2	198	30.3	194	44.8	82
	Central Anatolia	21.8	230	22.1	226	25.1	104
	West Black Sea	27.8	212	27.8	212	35.0	84
	East Black Sea	29.5	131	28.8	127	39.9	53
	Northeast Anatolia	14.8	208	14.4	199	19.0	99
	Central East Anatolia	21.0	153	21.0	149	22.9	69
	Southeast Anatolia	18.2	150	18.2	150	27.1	63
Age							
	15-24	42.7	147	42.5	142	62.7	59
	25-34	33.5	632	33.7	618	46.4	259
	35-44	30.1	656	30.5	645	38.7	290
	45-59	25.0	796	25.1	785	33.7	373
Education							
	No education/primary incomplete	20.0	532	20.2	520	27.3	240
	Primary school	26.7	1,134	26.9	1,116	36.8	491
	Secondary school	39.4	268	39.4	262	55.1	118
	High school	45.8	208	46.1	203	62.6	88
	Undergraduate and graduate	(51.5)	(88)	(51.5)	(88)	(47.7)	43
Wealth level							
	Low	24.5	1,106	24.8	1,082	34.6	522
	Medium	29.2	478	28.8	469	35.9	202
	High	37.7	647	38.1	639	51.6	257
Turkey		30.1	2,231	30.3	2,190	40.3	981

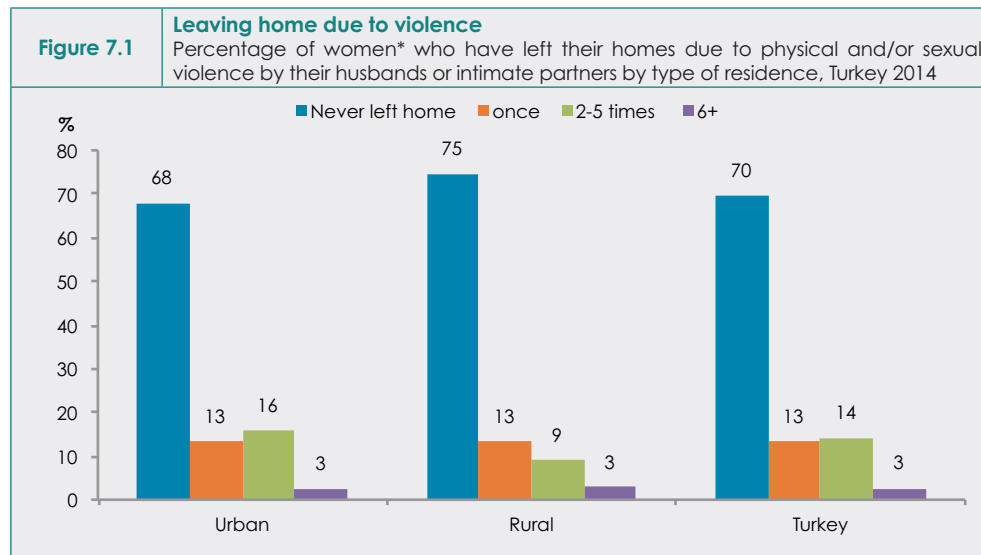
Note: The number of observations for the percentages in parenthesis is between 25-49.

*Calculations are based on all women who have experienced physical violence by their husbands or intimate partners.

Fighting back against physical violence differs according to the wealth level. While 25 percent of women with low wealth levels fight back against physical violence, this proportion goes up to 38 percent in higher wealth levels, and in cases of severe violence it increases to 52 percent from 35 percent (Table 7.5). It is seen that the proportion of fighting back also differs according to age. Young women fight back more often than women in other age groups. The survey results reveal that, especially for severe violence, 63 percent of women aged between 15 and 24 have tried to protect themselves by fighting back (Table 7.5). While 38 percent of women who have fought back against physical violence have reported that fighting back stopped the violence, 36 percent of the women have reported that the violence increased² (Annex Table 7.3).

7.2.3. Leaving home due to violence

In some situations, women's exposure to physical and/or sexual violence causes women to leave their homes. Thirty percent of women who reported having been subjected to physical and/or sexual violence by their husbands or intimate partners have left their homes at least once, for a minimum of one night. While 13 percent of women have left their homes only once, 14 percent of women reported having left their homes 2 to 5 times (Figure 7.1).



* Calculations are based on all women who have experienced physical and/or sexual violence by their husbands or intimate partners.

Concerning the regions and types of residence, it is more prevalent among the victims of physical and/or sexual violence living in urban areas to leave their homes at least once compared to the women living in rural areas (32 percent and

² The numbers are based on the sum of the women whose relationships continue and women whose relationships have ended.

25 percent, respectively). Among the victims of violence, the lowest proportions of leaving home due to violence are observed, respectively, in Central East Anatolia (15 percent) and Northeast Anatolia (23 percent) (Annex Figure 7.1).

Women who have left their homes due to physical and/or sexual violence mostly went to their own families first (81 percent). While some of the women who have left their homes due to violence went to their relatives (7 percent), fewer women went to the man's family/relatives (3 percent) or to their own friends (3 percent). Furthermore 5 percent of these women went to the places listed under the "other" category which covers women's separate/second house, and the house of their children or outside (Annex Table 7.4).

Among women who have left their homes at least once, the most commonly reported reason for leaving their homes is "not being able to endure the violence anymore" (74 percent). This is followed by being thrown out of the house by their husbands with 8 percent. Seven percent of the women who have left their homes at least once due to violence have been forced to leave due to problems related to the children. Furthermore, "scared of getting killed" which includes being afraid that the man would kill her or the man's threats or his attempt to murder his wife are among the stated reasons (7 percent) (Table 7.6). The detailed findings on the reasons for leaving home are presented in Annex Table 7.5.

Table 7.6 Most prevalent reasons for leaving home due to violence	
Most prevalent reasons for leaving home stated by women who have left their homes at least once due to physical and/or sexual violence by their husbands or intimate partners, Turkey 2014	
Most prevalently reported reasons for leaving home	Percentage
Not being able to endure it anymore	73.9
Thrown out of the house	7.9
Reasons related to the children*	7.4
Scared of getting killed**	7.3

Note: Since the percentages in the table are obtained from multiple answer questions, they cannot be summed and their sums would not be equal to 100 %.

*Reasons related to the children: Reasons that refer to at least one of the following situations: "the man threatened/beat the children", "she could not stand to see her children sad".

**Scared of getting killed: Reasons that refer to at least one of the following situations: "got scared that the man would kill her", "the man threatened to/attempted to kill her".

Among the reasons for returning home after leaving the house due to physical and/or sexual violence, the problems related to the children come in the first place (61 percent). The "reasons related to the children" include the following situations: woman being scared that her children will be unhappy; scared that she would lose her children and her children wanted her to come back. These are followed by "the woman loved/forgave her husband/thought that her husband would change" (31 percent) and "the man wanted her to come back" (20 percent). Furthermore, 19 percent of women who have left their homes due to their exposure to physical and/or sexual violence by their husbands or intimate partners reported

going back to their homes because their own parents or the parents of their husbands wanted them to return home (Table 7.7). Detailed findings on the reasons for returning home after leaving are presented in Annex Table 7.6.

Most of the women who have been subjected to physical and/or sexual violence but have never left their homes have stated that they did not leave their homes because they did not think that there was a very serious problem (54 percent). In other words, more than half of the women who have experienced physical and/or sexual violence by their husbands or intimate partners have not considered the experienced violence as a very serious problem.

Table 7.7 Most prevalent reasons for returning home after leaving due to violence

Most prevalent reasons for returning home stated by women who have left their homes at least once due to physical and/or sexual violence by their husbands or intimate partners and have returned home, Turkey 2014

Most prevalent reasons for returning home	Percentage
Reasons related to the children*	60.6
Loved/forgave her husband/thought that he would change**	31.1
The man wanted her to come back	19.9
The families wanted her to return***	19.0

Note: Since the percentages in the table are obtained from multiple answer questions, they cannot be summed and their sums would not be equal to 100 %.

*Reasons related to the children: reasons that refer to at least one of the following situations: "she was scared that her children will be unhappy", "she was scared that she will lose her children", "her children wanted to go back/wanted her to come back".

**Loved/forgave her husband/thought that he would change: reasons that refer to at least one of the following situations: "she loved/forgave him", "she thought that he would change".

***The families wanted her to return: reasons that refer to at least one of the following situations: "her own family wanted her to return", "partner's family wanted her to return".

"Reasons related to the children" (30 percent) and "loved/forgave her husband/thought that he would change" (18 percent) are also among the reasons for not leaving home and are similar to the aforementioned reasons for returning home. Among the reasons for not leaving home, the situation of "not having anywhere else to go" has been stated by 14 percent of the women who have never left their homes due to violence (Table 7.8). Detailed findings on the reasons for not leaving the home are presented in Annex Table 7.7.

Table 7.8 Most prevalent reasons for not leaving home due to violence

Most prevalent reasons for not leaving home stated by the women who have never left their houses due to physical and/or sexual violence by their husbands or intimate partners, Turkey 2014

Most prevalent reasons for not leaving home	Percentage
There was no serious problem	54.3
Reasons related to the children*	29.5
Loved/forgave her husband/thought that he would change**	17.7
Had nowhere else to go	14.1

Note: Since the percentages in the table are obtained from multiple answer questions, they cannot be summed and their sums would not be equal to 100 %.

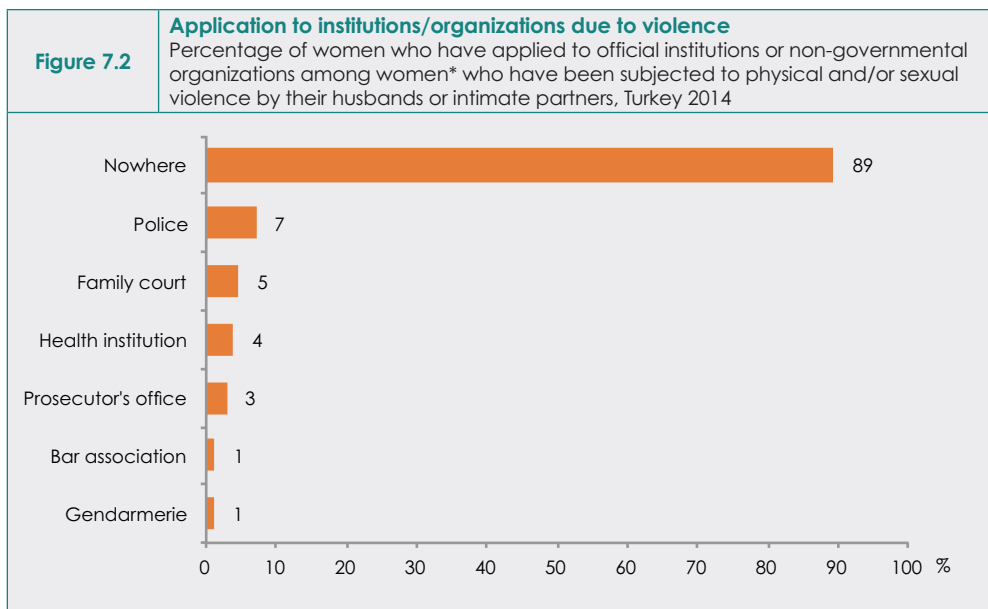
*Reasons related to the children: reasons that refer to at least one of the following situations: "she was scared that her children will be unhappy", "she was scared that she will lose her children".

**Loved/forgave her husband/thought that he would change: reasons that refer to at least one of the following situations: "she loved/forgave the man", "she thought that he would change".

7.2.4. Applications to institutions/organizations due to violence

Women who have been subjected to physical and/or sexual violence by their husbands or intimate partners, were asked whether they have applied to institutions/organizations as a result of violence. The institutions include the following: "police or ALO 155 hotline", "gendarmerie or ALO 156 hotline", "ALO 183 Women, Children and Social Support Line", "Violence Prevention and Monitoring Centers (ŞÖNİM)", "family courts", "women's shelters/guesthouses", "prosecutor's office", "governor's-district governor's office", "bar association", "Provincial Directorate of the Ministry of Family and Social Policies", "hospitals or health institutions", "women's organizations" and "Municipality's Women's Counselling Centers". The applications can be individual applications or applications made by someone else on behalf of the women.

The proportions of applications made to institutions/organizations by women who have been subjected to physical and/or sexual violence by their husbands or intimate partners are at very low levels. The majority of women (89 percent) who have been subjected to physical and/or sexual violence reported not having applied to any of these institutions/organizations (Figure 7.2).



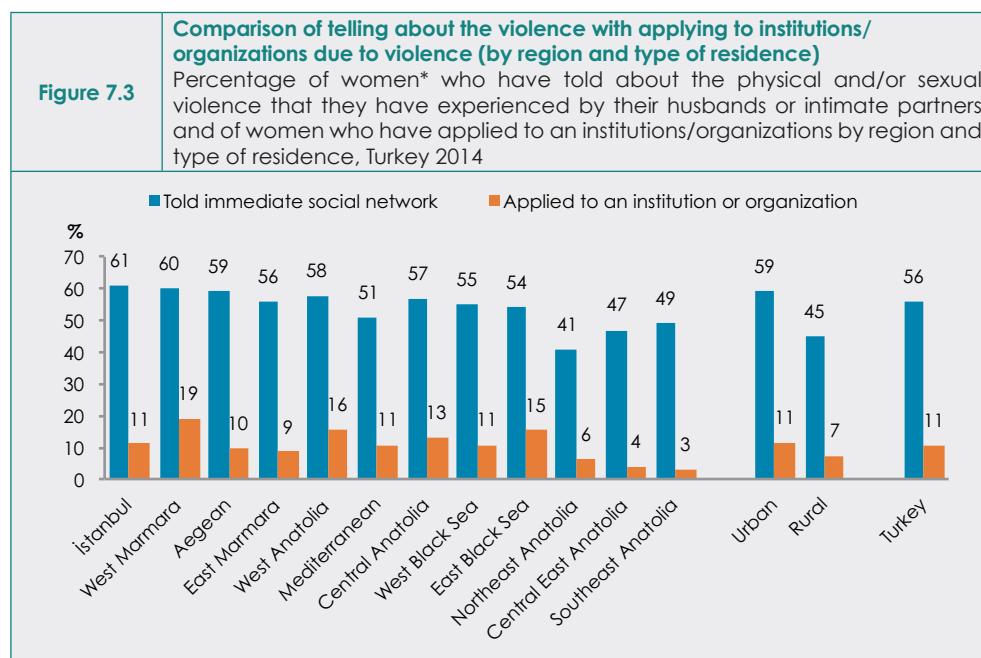
Note: Since the percentages in the table are obtained from multiple answer questions, they cannot be summed and their sums would not be equal to 100 %.

*Calculations are based on all women who have experienced physical and/or sexual violence by their husbands or intimate partners.

Women tell about the experienced violence to their families, friends or neighbors rather than applying to official institutions or non-governmental organizations through legal procedures. This applies to women of all age groups, educational

and wealth levels, living in all regions and types of residence. While 56 percent of women who have experienced physical and/or sexual violence tell about the violence to their immediate social networks, only 11 percent of them have applied to official institutions or non-governmental organizations (Figure 7.3 and Figure 7.4).

It is seen that even in the urban areas where women more prevalently tell about the violence and apply to official or non-official institutions/individuals compared to the rural areas, there is a substantial difference between the percentage of telling about the violence (59 percent) and the percentage of seeking institutional help (11 percent) (Figure 7.3). The regional patterns of telling about the violence and institutional application demonstrate that there is no major difference among regions regarding this subject. Although the levels are different, in all of the regions, the proportion of women who have told about the violence is higher than the proportion of women who have applied to institutions. Institutional application is the highest in West Marmara with 19 percent and the lowest in Southeast Anatolia with 3 percent. When observed according to the wealth level, it is seen that the proportion of institutional application does not change significantly, but the proportion of telling about the violence increases to 60 percent from 50 percent as the wealth level increases. Similarly, concerning the age or the educational levels of women, it is also seen that telling about the violence is more prevalent than making an institutional application (Figure 7.4).

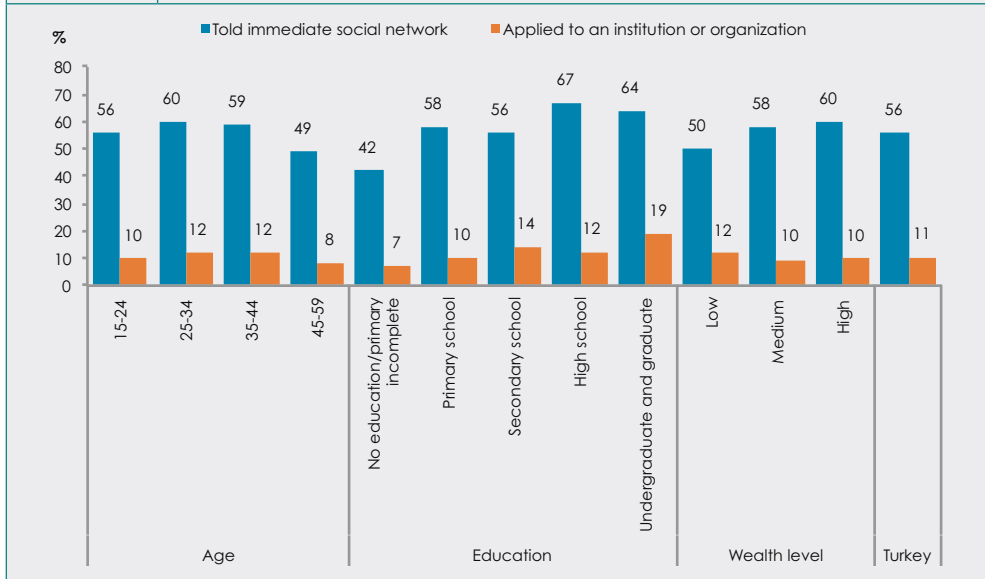


*Calculations are based on all women who have experienced physical and/or sexual violence by their husbands or intimate partners.

Figure 7.4

Comparison of telling about the violence with applying to institutions/ organizations (by background characteristics)

Percentage of women* who have told about the physical and/or sexual violence that they have experienced by their husbands or intimate partners and of women who have applied to an institution/organization by background characteristics, Turkey 2014



*Calculations are based on all women who have experienced physical and/or sexual violence by their husbands or intimate partners.

Different from the 2008 research, in this research, women who have been subjected to physical and/or sexual violence were asked whether they were aware of the services provided by the institutions and organizations working in this field. Looking at the level of awareness of institutions, the police stand out as the most prevalently known institution (86 percent). The police is followed by women's shelters/guesthouses (85 percent) and the gendarmerie (74 percent). Women who have higher educational and wealth levels, living in urban areas have more information on institutions and organizations. Although the violence exposure does not affect the level of awareness at a larger extent, except for the police and women's shelters/guesthouses, the level of awareness of institutions is slightly higher among women who have never experienced violence (Table 7.9).

Although the proportion of applications to institutions and individuals due to violence is very low, it is seen that the proportion of victims of physical and/or sexual violence who have applied to at least one institution or individual is higher in urban areas than in rural areas (12 percent and 8 percent, respectively). The proportion of applications made to the police is generally higher than other institutions/ organizations/ individuals. Throughout Turkey, among the institutional applications, which are at 11 percent, women most prevalently apply to the police (7 percent). This is followed by the applications made to the Family Court (5 percent) (Table 7.10).

Table 7.9 The level of awareness of institutions/organizations working for the combat against violence

Level of awareness of the institutions that women can apply to for their combat against violence by basic social and demographic characteristics, Turkey 2014

	Police	Gendarme	ALO 183	KOZA/ ŞÖNİM	Family Court	Women's shelter/ guesthouse	Prosecutor's office	Governor's/ district governor's office	Bar association	MoFSP/ Provincial Directorate	Health Institution	Women's organization	Municipality's Women's Counseling Center	Number of Women	
Type of residence	Urban	89.1	74.8	59.6	12.9	72.6	88.3	74.7	66.5	50.1	73.6	64.4	43.3	5,073	
	Rural	76.4	69.5	42.8	10.7	55.7	74.2	58.5	53.6	27.2	59.5	42.1	26.7	2,389	
Region	Istanbul	94.2	81.0	69.1	12.8	77.7	89.7	82.5	78.4	59.7	84.0	73.7	55.4	692	
	West Marmara	86.1	72.8	55.4	11.5	70.7	86.1	69.9	61.6	45.2	71.6	63.2	38.7	634	
	Aegean	91.6	75.6	56.1	12.9	74.6	91.2	76.8	62.5	45.3	73.2	62.9	42.3	619	
	East Marmara	89.3	79.5	60.0	10.9	74.2	89.1	72.2	68.2	50.5	73.9	64.1	41.2	694	
	West Anatolia	85.2	68.4	53.7	8.7	71.2	90.4	71.0	55.4	41.8	62.4	56.3	33.8	434	
	Mediterranean	86.2	75.4	53.5	14.4	67.2	83.8	70.8	62.5	43.7	57.6	68.9	33.0	604	
	Central Anatolia	83.6	72.7	44.1	11.2	56.8	73.6	62.3	59.6	33.8	50.0	71.2	43.0	620	
	West Black Sea	81.6	70.4	50.9	11.1	64.8	80.8	65.8	55.8	37.6	56.7	67.3	57.8	33.7	719
	East Black Sea	91.1	84.1	65.2	17.2	74.7	91.0	81.5	76.9	55.6	66.0	78.4	68.9	47.9	567
	Northeast Anatolia	82.8	70.4	51.3	17.1	62.4	87.3	77.1	71.7	32.3	60.0	69.1	48.4	33.2	666
Central East Anatolia	74.4	61.3	42.6	9.1	54.6	73.9	53.6	47.4	29.4	49.7	50.8	44.4	25.8	625	
Southeast Anatolia	69.7	58.2	41.8	14.2	50.6	71.0	49.9	47.4	30.3	46.2	53.0	42.4	32.3	588	
Age	15-24	86.8	74.3	60.0	10.8	72.9	86.7	71.8	60.4	38.2	74.4	63.2	36.5	1,369	
	25-34	86.7	74.2	57.5	12.0	70.6	87.0	74.5	65.3	46.9	70.8	59.9	39.5	2,142	
	35-44	87.7	74.8	57.5	13.0	71.1	87.3	72.2	66.8	48.7	72.2	62.0	42.7	1,891	
	45-59	84.0	71.3	49.8	13.3	61.9	80.0	65.7	60.8	43.9	65.8	54.0	38.8	2,060	
Education	No education/primary incomplete	72.5	59.6	38.7	12.8	45.5	64.8	52.2	48.5	26.1	55.5	34.3	26.9	1,348	
	Primary school	85.7	72.6	50.9	11.6	65.7	84.6	69.1	62.4	41.0	67.7	54.9	37.9	3,147	
	Secondary school	88.8	75.7	60.9	11.6	74.1	89.5	73.0	64.6	42.2	73.6	62.3	36.5	1,239	
	High school	93.1	81.8	69.4	13.0	83.6	94.5	84.2	73.5	62.3	76.9	82.2	51.3	1,117	
Undergraduate and graduate	95.3	83.7	74.3	15.6	86.0	97.7	85.2	75.1	69.3	85.6	81.3	83.1	53.7	608	
Wealth level	Low	77.8	66.1	42.7	10.9	56.5	74.4	59.7	54.0	30.8	59.8	42.1	29.0	3,218	
	Medium	88.6	75.6	57.5	12.5	68.8	87.7	72.2	64.0	46.9	73.2	61.4	40.0	1,509	
	High	92.4	79.1	66.5	13.7	79.4	93.2	80.4	71.7	56.4	78.3	73.5	48.6	2,735	
Exposure to violence	Never-experienced physical or sexual violence	85.5	74.3	56.8	13.2	69.2	84.8	71.5	65.7	47.4	71.6	62.5	42.9	4,435	
	Ever-experienced physical or sexual violence	87.3	72.5	53.3	11.1	66.7	85.3	69.7	60.0	42.1	68.3	52.4	33.3	2,358	
Turkey	86.2	73.6	55.9	12.4	68.8	85.2	71.1	63.6	45.0	61.0	70.4	59.4	39.6	7,462	

Table 7.10 Individual applications made to the institutions/organizations working for the combat against violence

Percentage of women who have experienced physical and/or sexual violence by the institutions/organizations that they have personally applied to and by their social and demographic characteristics, Turkey 2014

	Nowhere	Police	Gendarmerie	ALO 183	KOZA/ ŞÖNİM	Family Court	Women's shelter/ guesthouse	Prosecutor's Office	Governor's/ district governor's office	Bar association	MFPSP/ Provincial directorate	Health Institution	Women's organization	Municipality's Women's Counselling Center	Applied to at least one institution/ individual	Number of Women
Type of residence																
	Urban	88.5	8.3	0.9	0.7	0.2	5.2	3.0	0.6	1.5	0.2	4.2	0.4	0.2	11.5	1,582
	Rural	92.5	2.8	2.3	0.0	0.0	2.8	0.4	0.8	0.5	0.0	2.8	0.1	0.0	7.5	776
Region																
	Istanbul	89.0	8.0	0.6	0.9	0.0	5.2	3.3	0.9	2.3	0.5	5.2	0.9	0.0	11.0	228
	West Marmara	80.8	12.5	0.6	0.6	0.0	9.0	7.4	1.1	1.1	0.0	3.9	0.0	0.6	19.2	183
	Aegean	90.5	6.3	1.3	0.5	0.0	6.1	1.9	0.5	0.5	0.0	2.4	0.0	0.0	9.5	216
	East Marmara	91.5	4.6	1.4	0.0	0.0	4.0	1.1	0.9	0.4	0.0	0.5	0.0	0.0	8.5	200
	West Anatolia	84.4	10.9	2.6	1.3	0.6	5.3	1.9	2.8	1.0	0.6	7.2	0.6	0.6	15.6	171
	Mediterranean	89.2	7.1	0.8	0.5	0.0	2.8	1.6	2.4	0.0	0.5	4.9	0.0	0.0	10.8	207
	Central Anatolia	87.0	6.6	1.2	0.0	0.0	6.6	0.0	7.5	0.8	0.0	4.5	0.0	0.4	13.0	240
	West Black Sea	89.1	8.4	0.5	0.0	1.0	6.1	4.2	1.4	1.8	0.0	4.1	0.0	0.0	10.9	218
	East Black Sea	84.8	7.4	4.9	0.0	0.0	7.2	1.4	4.3	1.3	2.2	6.6	0.6	0.0	15.2	142
	Northeast Anatolia	93.7	4.0	1.3	0.9	0.0	1.7	1.4	3.1	0.0	0.0	0.4	0.0	0.0	6.3	222
	Central East Anatolia	96.0	3.4	0.6	0.0	0.0	1.8	0.7	1.8	1.2	1.1	1.8	0.0	0.0	4.0	166
	Southeast Anatolia	97.0	2.4	0.6	0.0	0.0	0.6	0.0	0.0	0.0	0.0	0.6	0.0	0.0	3.0	165
Age																
	15-24	90.3	7.9	1.6	0.0	0.0	2.9	0.2	2.1	0.0	0.3	2.2	0.0	0.0	9.7	162
	25-34	88.1	7.8	1.1	1.0	0.3	5.8	1.4	4.0	1.1	2.6	5.7	0.3	0.3	11.9	672
	35-44	87.9	7.4	1.8	0.5	0.0	4.6	0.7	3.0	0.4	0.7	5.0	0.3	0.1	12.1	683
	45-59	91.6	6.0	0.7	0.3	0.1	4.0	0.9	1.9	0.6	0.7	1.8	0.3	0.1	8.4	841
Education																
	No education/primary incomplete	92.9	5.1	1.3	0.4	0.4	1.1	0.8	2.5	0.3	0.4	2.7	0.0	0.0	7.1	559
	Primary school	90.0	6.4	1.1	0.6	0.1	4.3	0.9	2.3	0.5	1.2	3.4	0.4	0.1	10.0	1,189
	Secondary school	86.0	10.7	1.1	0.6	0.0	7.9	1.2	6.7	0.8	2.1	5.2	0.1	0.0	14.0	290
	High school	87.8	8.8	0.5	0.8	0.0	7.1	1.9	3.0	2.3	0.7	5.4	0.7	0.0	12.2	225
	Undergraduate and graduate	81.1	9.9	2.9	0.0	0.0	8.8	0.0	0.9	0.0	0.0	6.6	0.0	1.5	18.9	94
Marital and relationship status																
	Never-married/had fiancée/be betrothed/ boyfriend	(90.4)	(9.6)	(0.0)	(0.0)	(0.0)	(0.0)	(1.6)	(0.0)	(0.0)	(0.0)	(0.0)	(0.0)	(0.0)	(9.6)	38
	Currently married	92.6	4.7	0.7	0.4	0.1	2.6	0.5	1.6	0.4	0.5	2.8	0.1	0.0	7.4	2,037
	Widowed	93.1	3.5	0.0	0.0	0.0	6.1	0.0	1.3	0.0	0.0	3.5	0.0	0.0	6.9	88
	Divorced/separated	54.7	32.7	7.0	2.0	0.3	25.8	6.0	17.0	3.9	1.4	16.1	2.3	1.4	45.3	195
Wealth level																
	Low	88.3	8.3	1.2	0.4	0.0	4.6	1.3	3.4	0.7	1.6	4.3	0.3	0.1	11.7	1,166
	Medium	90.4	6.8	1.3	1.1	0.3	3.8	0.6	2.6	0.9	0.0	3.0	0.0	0.0	9.6	506
	High	90.2	5.8	1.1	0.3	0.2	5.1	0.7	2.4	0.6	1.1	3.9	0.5	0.2	9.8	686
Turkey		89.4	7.1	1.2	0.5	0.1	4.6	1.0	2.9	1.3	0.2	3.9	0.3	0.1	10.6	2,358

Note: The number of observations for the percentages in parenthesis is between 25-49.

In this survey, among the women who have been subjected to physical and/or sexual violence by their husbands or intimate partners, the women who have applied to law enforcement officers were asked about the conditions under which their statements were taken during their applications and about the results of their applications. The high proportion of women whose statements were not taken during their applications made to the law enforcement officers is striking. The statements of 81 percent of women who have applied to the police were not taken. When the women who have given statements are examined, it is seen that during the statement taking process, some of these women were not alone and they were accompanied by other police officers (18 percent) or by their family members (14 percent). In 3 percent of the cases, the husband was with the woman during the statement taking process (Table 7.11).

Table 7.11 Conditions under which the statements were taken by the police

Percentage of women who have applied to the police as a result of the physical and/or sexual violence of their husbands or intimate partners by the people who were with them during the statement taking process and the social and demographic characteristics of women, Turkey 2014

		Police: third parties who were present in the setting where the statements were taken								
		Statement was not taken	Alone	Husband	Children	Man's family	Woman's family	Someone else	Other police officers	Total
Type of residence										
	Urban	80.3	42.3	2.8	4.6	2.7	14.1	5.5	18.4	131
	Rural	(92.7)	(62.0)	(3.8)	(7.2)	(0.0)	(7.3)	(0.0)	(16.1)	26
Age										
	15-24	*	*	*	*	*	*	*	*	12
	25-34	81.4	47.1	6.2	5.6	4.2	17.9	0.5	13.5	52
	35-44	(84.5)	(40.0)	(1.1)	(4.4)	(3.5)	(13.8)	(7.8)	(23.0)	46
	45-59	(84.2)	(43.2)	(1.8)	(5.7)	(0.0)	(11.8)	(8.4)	(21.5)	47
Wealth level										
	Low	85.8	52.6	4.7	7.0	4.8	11.0	5.2	14.2	83
	Medium	(72.7)	(35.8)	(0.0)	(1.4)	(0.0)	(12.9)	(5.0)	(29.2)	33
	High	(80.1)	(35.4)	(1.8)	(3.7)	(0.0)	(18.4)	(4.8)	(17.2)	41
Turkey		81.4	44.1	2.9	4.8	2.4	13.5	5.0	18.2	157

Note: The number of observations for the percentages in parenthesis is between 25-49. The cells with number of observations less than 25 are marked with (*) and since the number of observations is inadequate the percentages are not given.

Concerning the results of women's applications made to the police, their referral to other institutions/organizations is the most common implementation (40 percent for the police). In 27 percent of the applications made to the police the women were reconciled with their husbands and 23 percent of the applications resulted in issuing cautionary decisions (Table 7.12).

Among the referrals to other institutions/organizations - a common implementation of the institutions and organizations that women apply to due to experienced physical and/or sexual violence - it is seen that the police have referred women to the Family Court or the Criminal Court the most (18 percent). Ten percent of the referrals of the police have been to the women's shelters/guesthouses, again 10 percent of them to the prosecutor's office and 7 percent to the healthcare institutions. The majority of the applications made to the prosecutor's office (71 percent) have resulted in the referral of the women to the Family Court or the Criminal Court (Table 7.13).

Table 7.12 Results of the applications made to the police

Percentage of the results of the applications made to the police by women due to physical violence of their husbands or intimate partners by women's basic social and demographic characteristics, Turkey 2014

	Reconciled with her husband	Cautionary decision was given	Referred to institutions/organizations	Nothing was done	Other	Number of women applied
Type of residence						
Urban	29.0	23.3	40.5	13.2	9.7	131
Rural	(29.5)	(17.4)	(46.6)	(15.1)	(8.3)	26
Age						
15-24	*	*	*	*	*	12
25-34	20.9	34.8	44.7	12.8	9.0	52
35-44	(29.8)	(21.2)	(35.5)	(19.7)	(4.3)	46
45-59	(44.5)	(13.7)	(41.1)	(3.9)	(13.4)	47
Wealth level						
Low	30.8	25.3	42.5	14.8	4.0	83
Medium	(33.0)	(22.1)	(32.8)	(12.2)	(16.6)	33
High	(23.1)	(18.8)	(44.5)	(11.9)	(14.1)	41
Turkey	29.1	22.8	41.0	13.4	9.5	157

Note: The number of observations for the percentages in parenthesis is between 25-49. The cells with number of observations less than 25 are marked with (*) and since the number of observations is inadequate the percentages are not given.

Table 7.13 Referral to institutions/organizations

Percentage of women who have experienced physical violence by their husbands or intimate partners and who have applied to official institutions or non-governmental organizations by the institutions that they have been referred to, Turkey 2014

	Have not been referred to anywhere	Police	KOZA/ ŞÖNİM	Family Court/Criminal court	Women's shelter/guesthouse	Prosecutor's office	Governor's/district governor's office	Health institution	Women's organization	Other	Number of women applied
Police	60.5	0.0	1.5	18.1	9.6	9.9	1.7	7.1	0.3	2.3	157
Gendarmerie	(66.7)	(0.0)	(0.0)	(11.6)	(1.0)	(15.9)	(4.2)	(3.8)	(0.0)	(8.4)	34
Prosecutor's office	0.0	0.0	0.0	71.3	0.0	0.0	0.0	0.0	0.0	35.7	81

Note: The number of observations for the percentages in parenthesis is between 25-49. The results are based on institutions and organizations that have more than 25 applications as the number of observations.

When the impact of the applications made to the institutions/organizations on violence is observed, it has mostly been reported that the violence stopped, not changed or decreased. For example; regarding the applications made to the police, for the situations where the relationship continued or ended, 44 percent of the victims of violence have stated that the violence had stopped. Furthermore, in 32 percent of the applications made to the police the violence had not changed for the situations where the relationship continued or ended and 20 percent of women reported that the violence had decreased. It is seen that for most of the women whose relationship have continued after their applications, the violence has not changed (25 percent), whereas for women whose relationships have ended, the violence has generally stopped (27 percent) (Table 7.14).

Table 7.14 The impact of the applications made to the institutions/organizations on the continuation of violence

Percentages of women's exposure to violence after they have applied to institutions/organizations due to physical violence of their husbands or intimate partners, Turkey 2014

	The relationship continued				The relationship ended				Number of women applied
	Increased	Decreased	Did not change	Stopped	Increased	Decreased	Did not change	Stopped	
Police	3.3	19.4	24.8	16.3	1.4	1.0	6.7	27.2	157
Gendarmerie	(9.7)	(14.0)	(21.5)	(21.9)	(2.0)	(1.8)	(9.9)	(19.2)	34
Prosecutor's office	3.0	13.2	15.0	17.5	3.4	2.1	11.4	34.4	81
Family Court	1.0	12.3	8.8	14.4	3.3	1.8	7.0	51.4	114

Note: The results are based on institutions and organizations that have more than 25 applications as the number of observations. The number of observations for the percentages in parenthesis is between 25-49.

The most frequently stated reason for the applications of women who reported having sought help from official institutions or non-governmental organizations due to physical and/or sexual violence is "not being able to endure the experienced violence anymore" (69 percent). This is followed by "being badly injured", "being scared that they would be killed" and probably "wanting to receive legal support" in order to get divorced or to protect themselves from violence (30 percent, 27 percent and 25 percent, respectively) (Table 7.15). "Being scared that they would be killed" includes the following acts: the man threatening or attempting to kill the woman and the woman being scared that the man would kill her. Among the reasons for application, "not being able to endure the violence anymore" and "being badly injured" imply that these women have been subjected to severe violence. Detailed findings on the reasons for application to institutions/individuals due to violence are presented in Annex Table 7.8.

The majority of women (62 percent) who have reported that they did not apply to or seek help from any institution have stated that the experienced violence was not a serious problem. Among the other reasons for not applying to institutions, “reasons related to the children” (17 percent), “loved, forgave her partner”, “thought that her partner would change” (16 percent) and “being ashamed” or “being scared that she would bring a bad reputation to her family” (15 percent) have been stated the most (Table 7.15). The “reasons related to the children” include women’s fear that the children will be unhappy and women’s fear of losing their children. Thirteen percent of women did not seek help because they did not know where to apply and 4 percent of women did not apply because they did not believe that they would receive help (Annex Table 7.9). Detailed findings on women’s reasons for not applying to institutions/individuals despite their exposure to violence are presented in Annex Table 7.9.

Table 7.15 Most prevalent reasons for applying or not applying to institutions/organizations

Most prevalent reasons for applying or not applying stated by women^a who have applied to at least one institution/individual or have not applied to any institution as a result of physical and/or sexual violence by their husbands or intimate partners, Turkey 2014

Most prevalent reasons for applying	Percentage
Not being able to endure it anymore	68.7
Being badly injured	30.0
Being scared of getting killed ^b	26.7
Wanting to receive legal support	25.3
Most prevalent reasons for not applying	
Not a serious problem	61.6
Reasons related to the children ^c	16.7
Loved/forgave the man/though that he would change	15.9
Being ashamed ^d	14.5

Note: Since the percentages in the table are obtained from multiple answer questions, they cannot be summed and their sums would not be equal to 100 %.

^a Calculations are based on all women who have experienced physical and/or sexual violence by their husbands or intimate partners.

^b Being scared of getting killed: reasons that refer to at least one of the following situations: “the man threatened/attempted to kill the woman” and “the woman being scared that the man would kill her”

^c Reasons related to the children: reasons that refer to at least one of the following situations: “she was scared that her children will be unhappy”, “she was scared that she will lose her children”

^d Being ashamed: reasons that refer to at least one of the following situations: “She was scared that she will bring bad reputation to her family”, “she was embarrassed to tell about it”

7.3. Combat against stalking

Stalking, on which the information was collected for the first time in Turkey, is a form of violence that almost three out of every ten women experience. When the applications made to the institutions due to stalking are observed, it is seen that the applications have most prevalently been made to the police or gendarmerie (52 percent) and to the prosecutor’s office (49 percent). More than half of the women (53 percent) who have been subjected to stalking and have applied to institutions/organizations have stated that they could not obtain any results from their applications. The proportion of applications where the preventive or protective cautionary decisions were taken remain at lower levels (13 percent and 9 percent, respectively) (Table 7.16).

Table 7.16 Applications made to the institutions/organizations due to stalking

Percentage of the institution that the victims of stalking have applied to and of the results of the applications by basic social and demographic characteristics, Turkey 2014

	Applied institutions										Results of the applications		
	Police/Gendarmerie	Family Court	Prosecutor's office	Governor's/district governor's office	Municipality's Women's Counseling Center	Women's organization	Other	Number of Women	Protective cautionary decision	Preventive cautionary decision	No result		
Type of residence													
Urban	51.3	3.9	50.5	0.0	0.3	0.6	7.8	150	8.2	13.2	54.8		
Rural	54.3	10.0	44.7	0.7	1.5	0.0	6.8	56	14.6	10.0	45.7		
Age													
15-24	(73.6)	(0.0)	(33.2)	(0.0)	(0.0)	(0.0)	(8.8)	42	(4.8)	(9.5)	(54.6)		
25-34	(46.9)	(9.8)	(50.1)	(0.0)	(0.0)	(2.2)	(6.8)	49	(15.0)	(3.3)	(59.4)		
35-44	49.4	4.9	55.8	0.0	0.0	0.0	5.4	67	8.9	21.8	49.7		
45-59	(45.6)	(3.8)	(49.9)	(0.6)	(2.2)	(0.0)	(11.3)	48	(7.3)	(9.8)	(51.1)		
Education													
No education/primary incomplete	*	*	*	*	*	*	*	16	*	*	*		
Primary school	50.7	5.1	45.8	0.3	1.3	0.0	4.9	83	12.7	14.4	49.0		
Secondary school	(55.6)	(8.0)	(56.3)	(0.0)	(0.0)	(2.0)	(4.1)	48	(9.8)	(16.3)	(56.1)		
High school	(57.4)	(5.7)	(44.9)	(0.0)	(0.0)	(0.0)	(15.6)	35	(3.7)	(6.7)	(62.0)		
Undergraduate and graduate	*	*	*	*	*	*	*	24	*	*	*		
Wealth level													
Low	64.8	10.4	35.9	0.0	0.8	1.8	2.2	66	15.8	19.6	58.0		
Medium	(65.4)	(8.0)	(44.1)	(0.0)	(0.0)	(0.0)	(0.7)	44	(11.2)	(17.4)	(48.8)		
High	39.8	0.9	59.0	0.2	0.5	0.0	13.1	96	5.0	7.0	51.9		
Turkey	51.9	5.0	49.4	0.1	0.5	0.5	7.6	206	9.3	12.6	53.2		

Note: The number of observations for the percentages in parenthesis is between 25-49. The cells with number of observations less than 25 are marked with (*) and since the number of observations is inadequate, the percentages are not given.

Concerning the applied institutions, there is no significant difference among women who have experienced stalking and have applied to an institution in terms of their types of residence. The proportion of applications made to the Family Court is higher in rural areas than in urban areas (10 percent and 4 percent, respectively). The proportion of applications made to the prosecutor's office is higher in urban areas than in rural areas (51 percent and 45 percent). The results show that the proportion of applications made to the police/gendarmerie (74 percent) is higher among women aged 15-24 than women in other age groups. On the other hand, concerning the applications made as a result of stalking, it is seen that the applications made to the prosecutor's office increase as the household wealth level of women increases and the applications made to the police are inversely proportional to the household wealth levels of women (Table 7.16).

7.4. Discussion

Domestic violence against women is a multi-dimensional complicated situation. Another dimension which will ensure that this phenomenon will be understood better is the opinions of the victims of violence on the underlying reasons for violence. Within this context, as it was in the 2008 survey, the victims of violence were also asked about the reasons for physical violence according to them, in this survey. Problems with the man's family, reasons related to the man and economic problems/difficulties are among the top reasons stated by women who have been subjected to physical violence by their husbands or intimate partners. The fact that the top three reasons for violence stated by women were also the same in 2008 shows that there has been no change in the reasons for violence within the period between the two researches. The top three reasons are as follows: "Problems with the man's family" (32 percent in the 2008 research, 33 percent in the 2014 research); "reasons related to the man" (21 percent in the 2008 research, 28 percent in the 2014 research) and "economic problems/difficulties" (22 percent in the 2008 research, 27 percent in the 2014 research).

Women generally do not talk about the experienced violence and endure it on their own. Nearly half of the women (44 percent) have not told about the physical and/or sexual violence that they have experienced to anyone. The women who have told about the experienced violence first told it to their families, relatives or people who are close to them. However, women cannot always receive the support they need from their families. When the proportions of telling about the violence to other people observed in this survey are compared with the findings of the 2008 survey, it is seen that the proportion of telling about the experienced violence to other people has increased both in urban and rural areas, however the difference is not substantial. It is seen that over the past six years, the proportion

of women who have told about their partners' violence has slightly increased in all of the regions, except the Mediterranean and Northeastern Anatolia regions. Throughout the country, the increase in the proportions of women who have told about the violence that they have experienced by their husbands or intimate partners remains at 5 percent (Annex Figure 7.2).

When observed according to the background characteristics, it is seen that, from 2008 to 2014, the proportion of telling about the violence has increased in all of the groups except for women with secondary, high school and above education, living in households with high wealth levels (Annex Figure 7.3). However, these increases are not at very high levels. Considering the age groups, the proportion of telling about the violence has slightly increased in all of the age groups except the 15-24 age group.

With 11 percent, the proportion of victims of physical and/or sexual violence who have applied to an institution/organization working in this field in order to cope with the violence, is at a very low level. When compared with the results of the 2008 survey, it is seen that there is a slight change in the proportion of applications made to an institution/organization by women who have experienced physical and/or sexual violence by their husbands or intimate partners. Concerning the regions, the highest increase is observed in the Western Anatolia region, with 8 percent. This is followed by the increases in West Marmara, East Black Sea and Central Anatolia (Annex Figure 7.4). When the change in the institutional applications between 2008 and 2014 is observed, it is seen that, in total, there is a 3 percent increase. Regarding the institutional applications made as a results of experienced violence by women's age, educational level and household wealth level, it is seen that, although the changes are not significant, increases range from 1 percent to 5 percent, where they exist (Annex Figure 7.5).

On the other hand, the majority of the victims of violence have information primarily on the police and it is followed by the women's shelter/guesthouse and the gendarmerie (86 percent, 85 percent and 74 percent, respectively). Not considering the experienced violence as a serious problem has been stated as the reason for not applying to or not seeking help from any institution as a result of violence. Not considering the experienced violence as a serious problem was also the most frequently mentioned reason for not applying to an institution/organization in the 2008 survey (64 percent in 2008, 62 percent in 2014).

It has been pointed out that the statements of the women who have been subjected to physical and/or sexual violence have not been taken during their application processes to the law enforcement officers. This situation indicates that there are some problems in the applications made to the law enforcement

officers. In the applications made to the police, the statements of 81 percent of women were not taken. Furthermore, in 18 percent of the statement taking processes, the women were accompanied by other police officers and 14 percent of them by the women's family members. Forty-one percent of the applications made to the police have resulted in women's referral to other institutions/organizations.

Concerning the applications due to stalking, the applications are generally made to the police or gendarmerie and to the prosecutor's office. However, more than half of the victims of stalking who have applied to an institution/organization have stated that they could not obtain any results from their applications (53 percent).

The combat of the victims of violence against violence still continues to be an issue for which women cannot receive adequate support. Although there have been some amendments made in the legislation regarding the issue of violence against women, which is a violation of women's human rights, between 2008 and 2014, the results indicate that there should be further efforts regarding the combat against violence. Not being able to endure the violence, being badly injured and being scared that they will be killed, which have been stated as the reasons for applying to institutions/organizations due to violence, still remain to be serious situations and outcomes revealed by violence. "Women not considering the experienced violence as a serious problem" as stated by women, is the main reason for both not applying to the institutions/organizations (62 percent) as a result of violence and for not leaving their homes (54 percent). Among women who have returned home after leaving their homes for at least one night due to violence, both familial and emotional reasons are observed as the reasons for returning home. The main reasons for returning home are as follows; women being scared that their children would be unhappy or not wanting to lose their children (56 percent in the 2008 survey, 61 percent in the 2014 survey), and loving, forgiving their husbands or thinking that their husbands would change (10 percent in 2008, 31 percent in 2014). The fact that these reasons have not changed within the past six years proves that the components of the combat against violence have complicated dimensions that take time to change.



Chapter 8

Level of Information on the Legislation on Combating Violence against Women

Alanur avlin

TuĐba Adalı

Chapter 8. Level of Information on the Legislation on Combating Violence against Women

Alanur Çavlin and Tuğba Adalı

This chapter presents the findings of the Research on Domestic Violence against Women in Turkey that are related to the levels of information of women on women's rights, on selected law articles as regards combating violence against women, and on the channels through which women obtain this information. The Laws aforementioned are the Turkish Civil Code, the Turkish Criminal Code (TCK) and the Law No. 6284 on the Protection of the Family and the Prevention of Violence against Women. In addition to findings on the level of information about certain articles of law, this chapter includes findings about cautionary decisions issued for women who have made institutional applications in order to combat violence.

Within the scope of the research, articles of law on marital age, the precedence of civil marriage, division of property and on women not needing the permission of their husbands in order to work from the Civil Code; and articles that ban polygamy and state that women cannot be forced to sexual intercourse by their husbands from the Turkish Criminal code were asked in order to find out whether women were aware of these articles of law. Furthermore, whether or not women heard of certain protective and preventive cautionary decisions was also questioned, as well as whether these decisions were issued after institutional applications.

Descriptively identifying the characteristics of women who have lower levels of awareness of laws - thus their rights - will allow the prioritization of different social and demographic groups in policy implementations. Therefore, this section presents women's levels of awareness of laws and rights according to type of residence, region, age, educational level, wealth level and women's exposure to physical and/or sexual violence. In addition to the awareness of selected articles of law, findings on the channels through which women are acquainted with these articles of law are also presented in this chapter. This data will help determine the channels that disseminate information about laws and will thus lead to a more efficient use of these channels.

8.1. Awareness on selected articles from the Turkish Civil Code and the Turkish Penal Code

All women interviewed in the survey were asked whether they knew of the law articles listed below:

- Women and men should complete the age of 17 in order to be married.

- It is illegal for mothers, fathers and other relatives to marry the children before the age of 15 and it results in a penalty of imprisonment.
- It is illegal to perform a religious marriage ceremony before civil marriage ceremony.
- It is illegal for men to marry more than one woman.
- According to law, it is illegal for the partner to coerce the woman to sexual intercourse.
- Women do not have to ask for the permission of their husbands to work outside the home.
- After divorce, spouses share the property acquired during their marriage.

Table 8.1 presents the percentages related to the level of awareness of articles selected from the Civil Code and the Turkish Penal Code by women in different social and demographic groups. According to the findings, articles on marital age, the precedence of civil marriage, polygamy and division of property are known by over 80 percent of women. However, about 3 in 10 women reported that they have not heard of the article stating that women cannot be forced to sexual intercourse; and about 6 in 10 women reported the same about the article on women not having to get permission from their husbands in order to work.

Looking at the results by social and demographic differences, the first finding to note is that the laws have been heard of in the urban areas more prevalently compared to rural areas. The differences by type of residence exceed 10 percent for the articles that state women cannot be forced to sexual intercourse, do not need permission to work outside of home and equal division of property.

The largest regional differences are between the eastern and western parts of the country. While the level of awareness is generally high in İstanbul, West Marmara and West Anatolia, it is lower in the Eastern regions. The largest regional differences regarding the awareness levels are on precedence of civil marriage, prohibition of polygamy, forced sexual intercourse within marriage and not needing the permission of husbands to work; the level of difference reaches 20 percent for these articles of law.

Women's level of awareness of laws demonstrates a slight difference by age. Nonetheless, some issues (marriage ceremony, forced sexual intercourse within marriage, polygamy) are less known to young women aged 15-24. The article regarding the division of property is less widely known among the 45-59 age group.

The findings in Table 8.1 reveal the significance of education on women's awareness of their rights. Women who have no education/have not completed

primary school, have the lowest level of awareness of the articles of law; whereas, women with undergraduate or graduate level education have the highest level of awareness. Throughout Turkey, the article on women's working is known the least with 43 percent; yet it is known by 70 percent of women with undergraduate or graduate level education. The highest difference among educational levels is observed for this particular article. Moreover, the proportion of women who know the articles on polygamy, forced sexual intercourse within marriage and division of property is 23 percent higher among women with undergraduate or graduate education compared to women with no education or those who have not completed primary school.

The findings by wealth status are quite similar to those observed by educational level; however, the differences between the groups are less pronounced. This phenomenon might be related to the fact that these two indicators are interrelated. Women living in households with lower wealth levels are generally women who have lower educational attainments; and their levels of awareness of law articles are also lower compared to other groups.

The results by exposure to violence are striking because the level of awareness of laws is similar among women who have been exposed to violence and for women who have not. The highest difference of 6 percent is observed for the article of law regarding women's working; the level of awareness of this article is higher among women who have not been subjected to violence. This situation shows that women subjected to violence are a heterogeneous group in terms of variables that reflect variability in Table 8.1. Furthermore, it is worthy to note that despite the high level of awareness of laws among women, they tend to tell about violence to their families and friends rather than institutions and organizations.

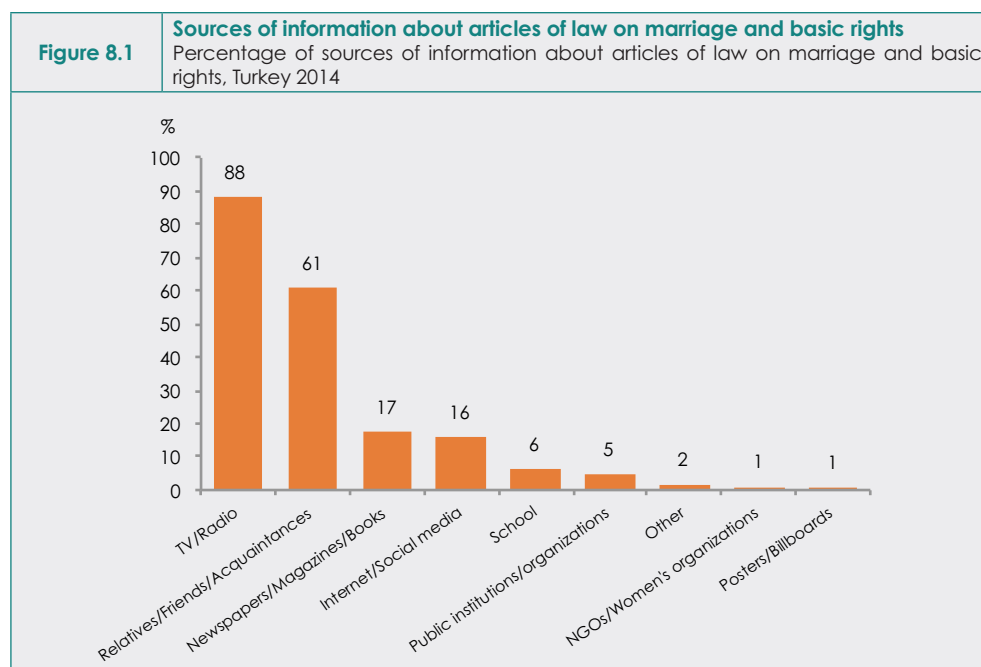
Figure 8.1 presents the responses to the question asked to women who have heard of at least one article of law mentioned in Table 8.1 on the sources of their information on the articles of law. The most frequent answer is television and radio; 88 percent of women reported having obtained information about laws through these channels. This is followed by social circles (relatives, friends and acquaintances) with 61 percent. While 17 percent of women reported having received information through published materials (newspapers/magazines/books), 16 percent of women heard about the laws through internet/social media. Schools, public institutions, NGOs/women's organizations and posters/billboards are the sources of information of very few women.

Table 8.1 Women's levels of awareness of articles of law on marriage and basic rights

Percentage of women who are aware of some legal principles related to marriage and basic rights by women's social and demographic characteristics and experience of violence, Turkey 2014

Type of Residence	Women and men should complete the age of 17 in order to get married	It is illegal for mothers, fathers and other relatives to marry children before the age of 15 and it results in a penalty of imprisonment	It is illegal to perform religious marriage ceremonies before civil marriage ceremonies	It is illegal for men to marry more than one woman	According to law, it is illegal for the partner to coerce the woman to sexual intercourse	Women do not have to ask for the permission of their husbands to work outside the home	After divorce, spouses share the property acquired during their marriage	Number of women
Urban	87.4	92.8	84.4	86.9	74.1	46.4	91.7	5,073
Rural	83.4	88.0	78.8	78.3	61.7	32.1	81.0	2,389
Istanbul	88.7	94.0	86.1	90.4	81.1	55.4	93.8	692
West Marmara	84.7	92.8	84.2	90.0	75.4	50.0	87.7	634
Aegean	84.6	89.4	83.5	87.9	71.1	50.3	92.7	619
East Marmara	90.3	91.8	86.2	86.0	72.7	38.9	88.0	694
West Anatolia	89.9	94.1	89.1	89.0	76.5	40.4	94.3	434
Mediterranean	90.4	92.5	83.5	86.8	71.4	35.0	89.6	604
Central Anatolia	88.6	93.6	83.1	85.3	61.7	35.5	80.8	620
West Black Sea	82.2	91.8	86.0	87.0	68.1	37.8	87.3	719
East Black Sea	91.0	93.7	82.2	82.2	71.3	41.0	93.4	567
Northeast Anatolia	78.4	88.9	79.2	76.0	64.4	36.7	86.0	666
Central East Anatolia	79.1	85.9	67.5	70.6	56.1	34.2	80.4	625
Southeast Anatolia	79.2	88.1	71.0	68.9	57.9	36.5	81.2	588
Age								
15-24	85.9	91.4	76.8	81.6	63.5	41.1	89.3	1,369
25-34	87.3	91.8	82.7	85.7	72.9	44.9	91.4	2,142
35-44	86.6	92.6	84.5	85.0	73.7	43.9	90.5	1,891
45-59	86.0	91.1	86.4	86.3	72.4	42.0	85.8	2,060
Education								
No education/primary incomplete	79.7	84.5	75.1	73.6	59.6	37.3	75.8	1,348
Primary school	86.5	92.6	86.0	85.2	72.3	38.9	88.6	3,147
Secondary school	86.5	92.7	80.0	82.7	68.6	39.6	92.8	1,239
High school	89.8	93.6	83.7	91.0	76.6	47.7	95.1	1,117
Undergraduate and graduate	92.8	95.7	89.1	96.5	82.4	69.7	98.8	608
Wealth level								
Low	82.2	88.5	78.1	78.3	62.0	34.8	80.9	3,218
Medium	86.5	92.6	85.1	85.7	72.5	43.0	92.6	1,509
High	90.3	94.1	86.6	90.4	78.8	50.5	95.0	2,735
Experience of violence								
Experienced violence	86.2	92.8	83.9	84.8	70.6	39.1	88.7	2,358
Did not experience violence	87.1	91.5	83.5	85.7	72.9	45.5	89.6	4,435
Turkey	86.5	91.8	83.1	85.0	71.3	43.2	89.3	7,462

The sources of information by different social and demographic groups are presented in Annex Table 8.1. According to this, the level of obtaining information through television/radio does not differ by much according to sub-groups; however, newspapers/magazines/books are not among primary sources for women living in rural areas, women in lower educational levels, lower wealth levels and women who have been subjected to violence. The patterns of getting information through internet/social media are similar to those of newspapers/magazines/books. Hearing about law articles through school is most common for young women aged 15-24 and women with undergraduate and graduate level education. It is observed that women with undergraduate and graduate level education receive information more from public institutions/organizations or NGOs/women's organizations compared to relatives/friends/acquaintances.



8.2. The level of awareness of the cautionary decisions in Law No. 6284

In the survey, women were asked whether they had heard of the cautionary decisions taken as per Law No. 6284 listed below:

- According to the law, to protect the victims of violence, the perpetrators of violence are suspended from the shared residence.
- For the victims of violence and for the children shelter facilities are provided.
- According to the law, for the violence victims who are at risk of a life threatening danger, temporary protection is provided.

- For the victims of violence temporary financial aid is provided.
- According to the law, for the children of the victims of violence, day care service is provided.
- The spouses who are the perpetrators of violence are prohibited from selling the shared residence.
- According to the law the perpetrators of violence are prohibited to approach and communicate with the people under protection.
- In case of alcohol or drug addiction, for the perpetrators of violence, the possibilities of medical examination and rehabilitation are provided.

Table 8.2 presents findings related to the awareness levels of the above listed cautionary decisions. Among these cautionary decisions, suspension of the perpetrators from the residence, provision of shelter facilities for the victims of violence and temporary protection are the ones that are heard of the most. All of these three decisions have been heard by more than 80 percent of women. These are followed by the regulation on the prohibition of the perpetrators from approaching the protected persons of which 3 out of 4 women are aware. The treatment opportunities for the perpetrators, in the case of alcohol or drug addiction is known by 60 percent of women. Three of the cautionary decisions are known by half or less than half of women. These decisions are as follows: providing temporary financial aid for the victims of violence; providing day care services for the children of the victims, and suspension of the perpetrators from selling the shared residence, if any (50, 42 and 45 percent respectively).

To a large extent, the patterns of awareness of Law No. 6284 are similar to those observed for the awareness of law articles regarding marriage and basic rights. However the overall levels of awareness are lower when compared to that of selected law articles from the Civil Code and the Turkish Penal Code. The fact that the Law No. 6284 is relatively new, and that it focuses completely on a specific issue may be evaluated as the reasons behind this. The cautionary decisions are more widely known in urban areas compared to rural areas. Other than the least known cautionary decisions in Turkey which are provision of temporary financial aid, provision of day care and prohibition of the sale of the shared residence by the perpetrator, the differences between the awareness levels of cautionary decisions are higher than 10 percent between urban and rural areas.

Table 8.2 Level of awareness of cautionary decision in Law No. 6284

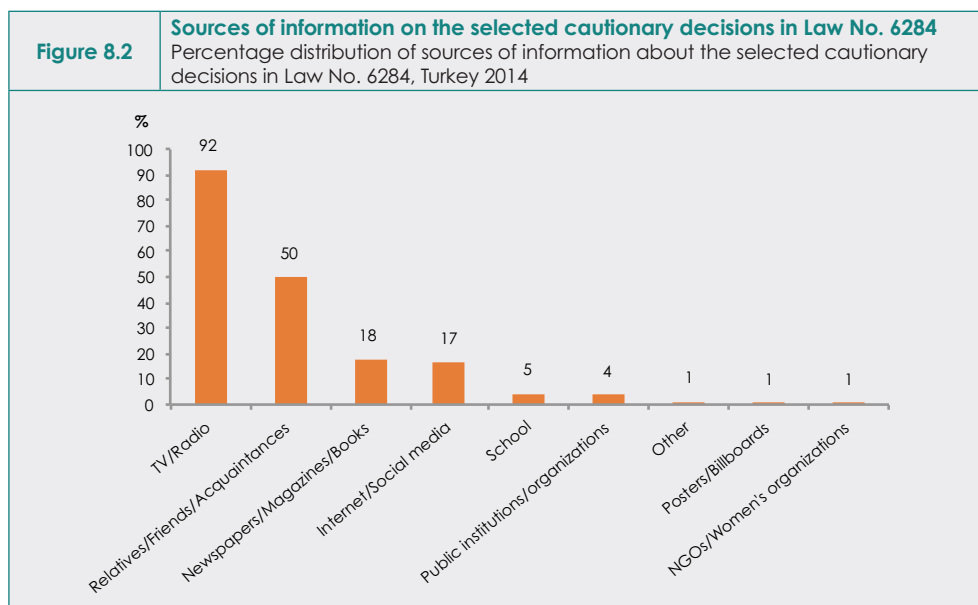
The percentage of women who have heard of selected cautionary decisions within Law No. 6284 according to basic social and demographic characteristics and experience of violence, Turkey 2014

Type of Residence	Perpetrator of violence is suspended from the residence	Shelters are provided	Temporary protection is provided	Temporary financial aid is provided	Children are provided with day care services	Perpetrator of violence is prohibited from selling the shared residence	Perpetrator of violence is prohibited from contacting and approaching protected persons	Perpetrator of violence is provided with alcohol or drug addiction treatment	Number of women
Urban	89.9	87.0	86.5	50.6	42.5	47.7	80.0	61.4	5,073
	76.3	73.0	73.0	47.1	37.8	36.8	64.8	53.4	2,389
Rural	90.8	88.7	89.3	56.3	48.7	58.1	84.4	61.0	692
	88.3	84.4	83.6	48.7	43.5	46.0	75.4	52.3	634
	91.3	87.3	84.9	52.4	43.8	40.1	79.3	60.7	619
	91.2	88.5	86.9	47.0	44.4	42.6	73.6	59.8	694
	92.9	89.6	88.1	44.0	35.6	46.3	78.8	61.6	434
	86.4	82.1	82.7	45.5	35.0	42.4	79.8	63.7	604
	82.7	78.6	80.1	44.6	35.4	44.8	72.7	50.7	620
	87.0	84.1	82.0	47.9	41.2	47.1	74.7	63.8	719
	88.0	84.6	84.2	58.9	49.7	49.2	79.1	75.9	567
	78.6	80.2	82.7	56.6	47.5	42.4	67.4	70.3	666
	78.8	75.4	73.6	49.7	35.6	35.8	65.9	49.1	625
	70.0	68.2	69.4	46.4	35.0	32.2	63.3	49.5	588
	82.5	84.3	82.8	49.2	34.5	32.8	76.3	59.7	1,369
	87.3	84.6	85.3	47.2	37.9	43.6	78.3	57.3	2,142
90.5	86.3	85.2	50.2	43.0	50.7	78.3	59.8	1,891	
85.7	80.5	80.3	52.9	48.4	50.0	73.1	61.9	2,060	
Education	72.2	66.1	67.5	48.5	40.3	39.1	60.0	49.9	1,348
	87.8	83.1	82.0	51.5	43.8	47.5	74.4	60.3	3,147
	86.3	87.7	87.3	50.5	36.6	37.8	78.6	62.5	1,239
Experience of violence	93.3	92.8	91.8	49.3	43.8	47.6	85.9	62.6	1,117
	97.2	95.1	95.5	44.9	38.1	55.2	94.2	63.2	608
Wealth level	78.7	73.8	72.8	47.3	37.8	37.8	66.0	54.1	3,218
	89.2	85.7	85.9	50.5	41.1	44.0	76.7	60.2	1,509
	92.8	91.8	91.6	51.8	44.8	52.3	85.7	64.2	2,735
Experience of violence	87.7	82.4	82.2	46.9	38.3	44.4	75.4	58.5	2,358
	87.0	84.7	84.3	51.3	43.8	47.3	77.0	60.2	4,435
Turkey	86.9	83.9	83.5	49.8	41.5	45.2	76.6	59.6	7,462

Regional differences are more apparent compared to urban-rural differences. The awareness levels of women living in İstanbul are higher than the national average for all the cautionary decisions. However, there are differences between the cautionary decisions that are the most widely and least widely known. For example, while women living in İstanbul have heard of the temporary protection service the most (89 percent), the treatment opportunity for alcohol or drug addiction is known the most in the Eastern Black Sea region (76 percent). While the level of awareness of most cautionary decisions do not differ by age; the statements regarding temporary financial aid, day care services for children and sale of the shared residence are more widely known by older women. The regulations regarding suspension from the residence, shelter opportunities, temporary protection service and the prohibition of the perpetrator of violence from approaching the protected persons are less widely known among the youngest and oldest age groups.

As expected, the level of awareness of cautionary decisions for women with different educational levels are substantially different. The most widely known cautionary decision among women with the lowest educational level is the one regarding suspension from the residence (72 percent), and the least widely known is the prohibition of the sale of the shared residence (39 percent). These percentages are 97 and 55, respectively, for women with undergraduate or graduate education. The cautionary decisions on temporary financial aid and provision of day care for children are not very different in terms of level of awareness among different educational levels. With increasing wealth status, the level of awareness also increases; and this is valid for all cautionary decisions.

The knowledge on cautionary decisions according to exposure to violence does not differ significantly and the small differences observed are in favor of women who have not been subjected to violence. Considering the low levels of institutional applications by women subjected to violence, this result is not unexpected. The highest difference is observed for the cautionary decisions of temporary financial aid and day care services (4 and 6 percent, respectively). A close look at the other cautionary decisions shows that women who reported not being subjected to violence have 1-2 percent higher awareness levels of all cautionary decisions except for the one on suspension from the residence.



The most frequent answer regarding the sources of information on cautionary decisions in Law No. 6284 is television/radio. More than 90 percent of women who reported having heard of at least one cautionary decision mentioned that they heard about these through the mentioned channels. More than half of the women reported obtaining information from their relatives, friends or acquaintances. The levels of hearing about the cautionary decision from newspapers/magazines/books and from internet/social media are very close (18 and 17 percent, respectively). As previously seen in Figure 8.1, schools, public institutions, posters/billboards and NGOs/women's organizations have contributed in spreading information on cautionary decisions at a lesser extent (Figure 8.2).

The detailed findings regarding the sources of information of women on cautionary decisions by basic characteristics are shown in Annex Table 8.2. It is generally observed that attaining information from TV/radio varies between 89 and 95 percent for all subgroups. The following subgroups are those who have heard about the cautionary decision from newspapers/magazines/books the most: urban (21 percent), West Anatolia (27 percent), 35-44 age group (22 percent), undergraduate and graduate level education (49 percent), the highest wealth level (28 percent) and women who have not been subjected to violence (20 percent). Attaining information from posters and billboards is very rare among all subgroups. The patterns for obtaining information through internet and social media is quite similar to those for newspapers/magazines/books for most basic characteristics. However, obtaining information from internet and social media is substantially more prevalent among younger women, and declines with age

(28 percent for women aged 15-19 and 7 percent for women aged 45-59). As seen earlier in Annex Table 8.1, getting information from school is most common among young women and women with higher education. Hearing about cautionary decisions from relatives/friends is least common among women with undergraduate or graduate education (37 percent). Women in this educational level constitute the only subgroup hearing about cautionary decision from public institutions/organizations with more than 10 percent. Although the same group has the highest level of obtaining information from NGOs/women's organizations, the overall level of attaining information from these channels is very low.

Table 8.3 The cautionary decisions taken as per Law No. 6284
 Percentage of cautionary decisions that were taken and implemented for women who have applied to institutions/organizations as a result of physical or sexual violence by their husbands or intimate partners according to women's basic social and demographic characteristics, Turkey 2014

Type of residence	Temporary protection		Suspension from residence		Temporary financial aid		Shelter		Other		At least one cautionary decision		Total
	Taken	Implemented	Taken	Implemented	Taken	Implemented	Taken	Implemented	Taken	Implemented	Taken	Implemented	
Urban	22.0	18.0	23.0	15.0	8.5	6.5	8.9	7.0	16.2	12.1	48.0	38.0	184
Rural	8.6	8.6	17.9	11.8	2.6	2.6	7.6	3.2	30.6	26.7	47.0	41.5	63
Age													
15-24	*	*	*	*	*	*	*	*	*	*	*	*	16
25-34	30.2	23.6	28.0	15.4	6.9	6.9	9.7	7.3	18.7	12.4	55.0	42.4	80
35-44	14.2	14.2	21.4	16.8	5.4	3.4	7.7	4.4	18.7	15.4	47.3	39.5	79
45-59	13.1	11.6	13.5	11.2	12.2	8.8	10.6	8.8	17.2	16.0	40.6	36.4	72
Education													
No education/primary incomplete	8.7	8.7	25.3	18.7	8.9	8.9	6.3	6.3	21.6	11.6	35.8	22.9	34
Primary school	20.1	15.2	19.7	13.7	6.6	3.3	11.8	7.7	20.1	17.6	48.4	39.3	124
Secondary school	29.8	24.5	23.5	8.6	6.6	6.6	7.2	6.5	13.3	7.2	55.2	44.7	39
High school	29.7	29.7	30.2	30.2	15.6	15.6	6.9	5.3	26.8	21.8	67.1	67.1	32
Undergraduate and graduate	*	*	*	*	*	*	*	*	*	*	*	*	18
Wealth level													
Low	17.2	12.8	23.5	15.6	8.5	5.6	15.6	11.2	25.4	21.3	53.2	43.0	120
Medium	15.5	15.5	16.1	9.1	8.9	8.9	0.0	0.0	5.4	4.1	35.8	28.8	56
High	26.5	22.7	24.1	16.2	5.1	4.4	4.0	3.1	16.7	10.3	47.6	38.2	71
Turkey	19.8	16.5	22.2	14.5	7.5	5.9	8.7	6.4	18.6	14.4	47.9	38.6	247

Note: The cells with number of observations less than 25 are marked with (*) and the percentages were not given since the number of observation is insufficient.

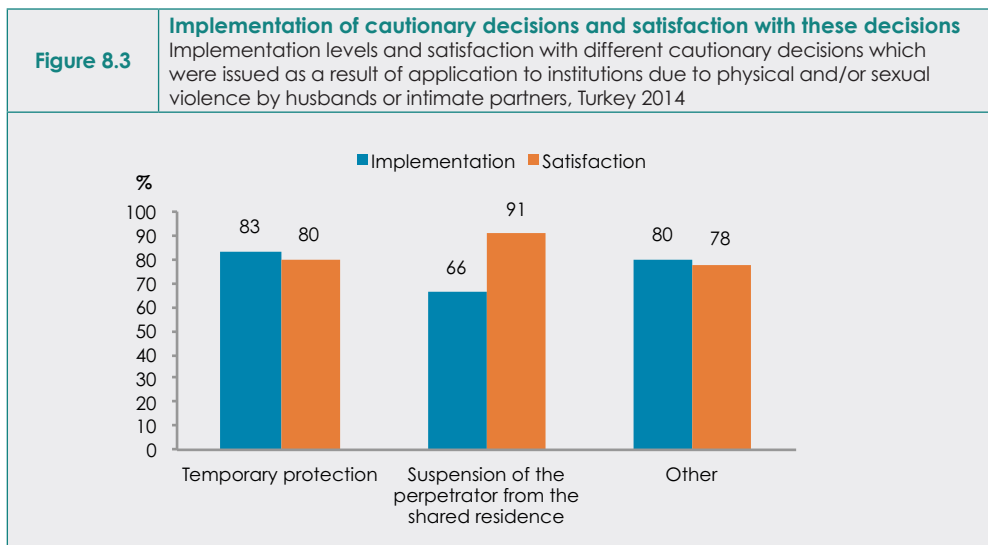
8.3. The cautionary decisions taken under Law No. 6284

This section presents the findings related to cautionary decisions taken for women who have made institutional applications for combating violence, the implementation of these decisions, and women's satisfaction with them. According to Table 8.3, at least one cautionary decision was taken for almost half of the women (48 percent) who have made a legal application, and was implemented for 39 percent of the women. The most widely taken cautionary decision is the one on suspension from the residence; it was issued for 22 percent of women who have applied to institutions/organizations, and was implemented for 15 percent of them. This is followed by the temporary protection decision, issued for 20 percent of women, and implemented for 17 percent. The proportions for issuing and implementing cautionary decisions on temporary financial aid and shelter provision are below 10 percent (issued for 8 and 9 percent of women, respectively). The proportion of women for whom a cautionary decision was issued other than the four decisions that were asked is 19 percent. The other decisions are as follows; provision of counseling services, putting an annotation to the title deed as a family house, limiting/prohibiting relationship with children and allocation of the residence to the protected persons. While talking about other decisions that were taken, women mentioned decisions on divorce and penalties given to their partners, in addition to the cautionary decisions. The differences between the proportions of issuing cautionary decisions and their implementation are noteworthy; the cautionary decision for which the mentioned difference is the highest is the cautionary decisions of suspension from the residence (22 and 15 percent respectively).

The proportions of issuing the cautionary decisions asked in the questionnaire and their implementations are higher in urban areas than in rural areas; however, the proportion of other issued cautionary decisions is higher in rural areas. Regarding the proportion of issuing at least one of the cautionary decisions, it is seen that the cautionary decisions have been issued the most for the 25-34 age group and the least for the 45-49 age group. These age groups reflect groups that have spent less and more time, respectively, in marriage or partnerships. The proportion of issuing cautionary decisions is proportional to educational level; the proportions of issuing and implementing cautionary decisions are higher among women with higher educational attainments. This finding is in line with the finding presented in the beginning of the chapter which demonstrates that the women with higher educational attainments are more aware of the laws. The results suggest that Law No. 6284 might be more efficiently implemented for women who are more aware of the laws or their rights. The results by wealth status resemble those observed earlier for rural and urban areas. Although the proportion of issued cautionary

decisions on temporary protection and suspension of the perpetrator from the shared residence are higher for women living in households with higher wealth levels, the shelter and “other” cautionary decisions are taken more often for women living in households with lower wealth levels.

Figure 8.3 shows the level of satisfaction among women related to cautionary decisions that were implemented the most. The satisfaction regarding the cautionary decision of suspension of the perpetrator from the shared residence is especially high (91 percent). The levels of satisfaction for the cautionary decision of temporary protection and “other” cautionary decisions are around 80 percent.



8.4. Discussion

Findings related to whether women are aware of certain articles of law from the Civil Code, the Turkish Penal Code and Law No. 6284 on the Protection of the Family and the Prevention of Violence against Women were presented in this chapter. The information collected in this survey is the first national level information regarding Law No. 6284, issued in 2012. This is among the new aspects of the survey. The results focus on several important points. Most articles of law from the Civil Code or the Turkish Penal Code are known widely by respondents; however, women are less aware of the existence of laws regarding sexual violence and economic abuse. Almost 30 percent of women reported being unaware of the fact that forcing one into sexual intercourse in marriage is illegal, and over 55 percent reported not having heard that women do not have to ask for permission from their husbands to work outside the home. Results show that information of laws is mostly spread through TV or radio. Therefore it is considered that including

the aforementioned laws or Law No. 6284 in public service announcements or other media channels has a positive impact on the level of awareness of women. Although Law No. 6284 is a new legislation, it is known by many women. More than 80 percent of women reported having heard of the decisions of suspension from the residence, provision of shelter and temporary protection. An increase in the awareness of cautionary decisions on day care services for children, prohibiting the sale of shared residence and temporary financial aid – decisions less known of – may increase the applications made within the scope of this law by women who are in need of the opportunities offered with this Law.



QUALITATIVE RESEARCH



Chapter 9

Qualitative Research: Objectives and Methodology

Banu Akadlı Ergöçmen
İlknur Yüksel-Kaptanoğlu

Chapter 9. Qualitative Research: Objectives and Methodology

Banu Akadlı Ergöçmen and İlknur Yüksel-Kaptanoğlu

9.1. Objective of the qualitative research

Since domestic violence against women encompasses various individuals, groups, institutions as a social phenomenon and since they harbor intertwined demographic, social, cultural ties, the qualitative research approach is inevitable for this subject. In the qualitative research section of the Research on Domestic Violence against Women in Turkey, it is aimed to reflect the different institutional and legal stages of the reality of women experiencing violence by their immediate social networks, regardless of consanguinity, and the experiences and opinions of individuals who are involved in these stages with an insider perspective and in an interpretive manner.

One of the main objectives of the research is to contribute to the empowerment of the shareholders who are involved in combating violence against women. Therefore, the qualitative research method was preferred in order to learn about the experiences at legal and institutional level, identify problematic areas and determine the mechanisms. Among the five research objectives suitable for qualitative studies mentioned by Maxwell¹ (1996), the first one is comprehending and explaining the events, situations and actions in the subject of the research or, in other words, revealing them with an interpretive approach. Qualitative research methodology also aims to understand the context in which the behaviors of individuals are shaped and the impact of this context on their actions or behaviors. In line with the objectives of qualitative research methodology, the objectives of the qualitative research section of this survey is to comprehend the views and experiences of different actors of the phenomenon at the legal and institutional levels, to understand the development process of the incidents/events, and in light of these, to reveal guiding points for the elimination of domestic violence against women.

The results of the Research on Domestic violence against Women in Turkey² conducted in 2008 were prominent in the determination of this section's focus subject of "institutional level". The 2008 research showed that the level of institutional application of women who have been subjected to violence were very low. According to the 2008 research results, 92 percent of women who

¹ Maxwell, J. A. (1996). 'Qualitative research design. An interactive approach'. *Applied social research methods series*, Vol. 41. Thousand Oaks, CA: Sage Publications

² The National Research on Domestic Violence against Women in Turkey which was conducted by the consortium of Hacettepe University Institute of Population Studies, ICON Institute Public Sector and BNB Consulting and of which the responsible and beneficiary institution was T.R. Prime Ministry Directorate General on the Status of Women was published in 2009.

have been subjected to physical and/or sexual violence had not applied to any institutions or individuals such as police, gendarmerie, hospital/health institutions, prosecutors, lawyers, and women's organizations. During the past six years, legal regulations for combating domestic violence against women were established³ and new institutional structures like Violence Prevention and Monitoring Centers (ŞÖNİM) were formed. The qualitative research stage of the Research on Domestic Violence against Women in Turkey focuses primarily on the implementation of the Law No. 6284 on the Protection of the Family and the Prevention of Violence against Women which is one of the legal regulations on combating violence against women, as well as on the problems encountered during its implementation. Within this context, the opinions and suggestions of the victims of violence, the perpetrators of violence and experts who are involved in the implementation of the institutional and legal regulations on problematic areas gain importance. In order to identify the problems encountered during application to institutions as a result of violence and understand the coping strategies with problems, the perceptions, expectations and recommendations of women who have applied to institutions, of abusive men and of individuals from occupational groups who use and implement laws were examined. Three different techniques - in-depth interviews, focus group discussions and content analysis - were used to identify the problematic areas in this field, to generate solutions, as well as to discover the approaches of experts/professionals/managers and of men and abusive men toward violence against women.

By narrowing down the subject of the research into research question/questions, the first step was taken toward determining the technique to be used in the study. The in-depth interviews, which focus on the essence beyond the visible, were conducted for collecting data which ensures detailed comprehension and which enables the examination and discovery of the subject of the research in a comprehensive manner. With focus group discussions, it was aimed to reveal the views and experiences on violence against women and to explore the insights through group discussions. Also, concerning the reports and cautionary decisions taken in regard to the victims and perpetrators of violence, upon a request or ex officio, by the judge, law enforcement officers or administrative chiefs in Ankara, content analysis⁴ was conducted for a certain number of reports obtained from Ankara ŞÖNİM.

In section 9.2 and its sub-sections, where the methodology of qualitative research is presented, the principles of the focus group discussions and in-depth interviews,

³ The Law No. 6284 on the Protection of the Family and the Prevention of Violence against Women was published in the Official Gazette No. 28239 on 20.03.2012 and entered into force. The "Regulation on the Implementation of the Law No. 6284 on the Protection of the Family and the Prevention of Violence against Women" was established on January 18, 2013 and the "Regulation on the Opening and Operation of Women's Guesthouses" was established on January 5, 2013.

⁴ A research technique that uses a set of procedures to make valid inferences from a text. (Weber,1990). Weber, R.P. (1990). 'Basic Content Analysis'. *Quantitative applications in the social sciences*, Vol. No. 07-049. Newbury Park, California: Sage Publications.

which were used to obtain data, the number of interviews and the characteristics of the interviewed individuals are given. Furthermore, information on content analysis, which is one of the techniques used for analyzing the institutional data, is also presented in this chapter.

In the four sections following the methodology section, analyses conducted within the scope of the qualitative research are presented under different titles. In this research, learning about and thoroughly understanding the experiences during the application process of women who have resorted to institutional application in order to cope violence is prioritized. Therefore, in chapter 10, the application process regarding violence against women is examined based on the data obtained from the interviews conducted with women who have experienced violence and have applied to institutions. Learning the views and understanding the thoughts of the perpetrators is important for the combat with violence against women. Since studies are mostly conducted with women, the number of studies where the information is gathered directly from men is still low. Taking this situation into consideration, in this research, it is aimed to analyze violence against women from the points of view of men. Within this context, the reasons of men's violent behaviors, their opinions on violence and on the combat against violence are presented from their point of view in chapter 11 and, along with young men, the opinions of the perpetrators of violence and their views on the Law No. 6284 are highlighted. In chapter 12, ŞÖNİM, which is a new institution in the field of combating violence against women, is examined using content analysis. Chapter 13 presents the opinions of experts/professionals/managers, who provide services for the combat with violence against women and, consequently, who directly take part in this field, and includes their views on Law No. 6284 and especially their recommendations on legal structures and institutions involved in the combat against violence.

9.2. Methodology: Interviews and content analysis

In the research, three different methods – in-depth interviews, focus group discussions and content analysis – were used.

9.2.1. In-depth interviews

The main aim of the in-depth interviews is to understand the attitudes of women who experienced violence, of men who inflicted violence, and experts from different professions who provide services in the field of combating violence. In line with this purpose, considering that social reality has more than one layer, in-depth interviews were planned for three different groups:

- Women who have been subjected to violence and who have made institutional applications for support,

- Men who have been found guilty for inflicting violence,
- Various experts/professionals/managers that provide institutional services in this field.

The in-depth interviews were conducted in November and December 2013 in Ankara. During the data collection process, various institutions and organizations were contacted in order to reach the individuals to be interviewed. Some basic information about the interviewed individuals is given in the related chapters below. Semi-structured directives were used in the interviews.

The in-depth interviews were carried out by a research team of six people, five females and one male. Before the interviews, in line with the ethical guidelines, information on the scope, content, duration and confidentiality of the interviews was given, as explained in the directives, and all of the interviews were realized after taking the consent of the interviewed persons. In-depth interviews with women were conducted in a comfortable and safe environment where the interviewed woman and the interviewer were alone, whereas the interviews with experts/professionals/managers were conducted in their own work environments. Interviews with abusive men were carried out in the prison and in training units located in the Education and Rehabilitation Department, under the Department Responsible for Probation affiliated to the Ministry of Justice. The duration of the interviews varied from one hour to three hours. Most of the in-depth interviews were conducted using a tape recorder; however, since the tape recorders were not allowed during the interviews with the men in prison, interviewers took notes during these interviews. Some experts/professionals/managers also preferred note-taking rather than tape recorders. The transcriptions of the interviews were made out by the interviewers themselves. The findings were analyzed through transcribed texts and Nvivo 8 software was used in the coding. During the transcription of the interviews, attention was paid not to reveal the identity of the interviewed persons and/or give information that will reveal their identity and nicknames were given. The same sensitivity was shown during the analysis and reporting processes. In the transcripts, the narrations of the interviewed persons were preserved and the interviewed persons' own expressions were used⁵ in the quotations given in the chapters.

9.2.1.1. In-depth interviews with women who made institutional applications

One of the groups interviewed is women who have been subjected to violence and who have sought support by applying to an institution such as law-enforcement officials, prosecutor's office, municipalities, health institutions, non-governmental organizations (NGO), women's shelters/guesthouses or ŞÖNİM. In the interviews

⁵ Since most of the quotations include daily language, some aspects of the language or cultural references may not be preserved as it is due to translation (Translator's Note).

with women who have applied to institutions due to domestic violence, the incident which caused the woman to apply to an institution, the experiences of women during the institutional application process, the physical environment of the institutions that the women have applied to and the approaches and attitudes of officials who carried out the interviews were gathered for each applied institution.

The awareness levels of women of laws and institutions, as well as their perceptions and experiences on stalking were also among the subjects of the interviews. In order to reach the women who have been subjected to violence and who have applied to institutions with the aim of coping with violence, the institutions in Ankara (NGOs, municipalities and ŞÖNİM) who provide services in this field were contacted and interviews were conducted with 10 women who have applied to institutions and who were willing to participate in the interviews. The background characteristics of interviewed women and the information on the institutions that these women have applied to are presented in Annex Table 9.1.

The ages of the interviewed women who have been subjected to violence and who have applied to institutions range from 20 to 56. The number of women who work in a paid job is low and their educational levels differ. There are various institutions to which these women have applied. Moreover, it is seen that due to the requirements of institutional procedures and to the variety of forms of violence experienced, women who have been subjected to violence and who have applied to institutions in order to cope and end the experienced violence dealt with many institutions and institutional structures.

Since the interviewed women are in fact individuals who made institutional applications, the factors which led them to institutional application, whether they had somebody who directed them to make an institutional application, their experiences during the application⁶ process and of course their family environments, as well as their socioeconomic and cultural characteristics gain importance. In compliance with the literature and the results of the previous studies, the perpetrators of the violence that the interviewed women with different ages and educational attainments have experienced are women's husbands or intimate partners.

9.2.1.2. In-depth interviews with men who have been found guilty

Another group that the in-depth interviews were conducted with is men in prison or men on probation who have received a sentence due to domestic violence as per the provisions of the Turkish Penal Code and who accepted to be interviewed. In the interviews conducted with men in prison who have been

⁶ First application was considered.

convicted due to domestic violence as per the provisions of Turkish Penal Code, the incident that caused men to commit the crime, their thoughts on the judicial process after the violence, their punishment, marital relationships, the issue of violence against women, as well as the characteristics of men were addressed. Along with their approaches to violence against women, their recommendations regarding the prevention of violence were also emphasized.

The in-depth interviews were conducted with 12 men who have perpetrated physical violence and who have received different sentences as a result of their violent acts. The interviews were held in a prison in Ankara, with 10 sentenced men aged between 32 and 84 and with different educational attainments from no education to university graduate, on a voluntary basis. Furthermore, the interviews were carried out with 2 men on probation, again on a voluntary basis. With the support of the officials of the institution and of social workers, a calm environment was obtained for the interviews. Interviews were carried out by one male and three female researchers in the library and the classrooms of the institution. Since tape recorders were not allowed in the prison, the interviews were completed by taking notes. Strict attention was paid to being true to the expressions of the interviewed persons. With the 2 men on probation⁷, the interviews were carried out in the institution where they received training.

Since there were no individuals who have been sentenced to preventive imprisonment under the Law No. 6284, the interviews were conducted with men on probation. Out of the 12 interviewed men, 2 were on probation for inflicting physical violence on their wives, 3 were in prison for injuring their wives and 7 for murdering their wives. The interviewed men's educational attainments, jobs (last job for men in prison) and the reasons for their punishment or their probation are presented in Annex Table 9.2. Although there were men with ongoing lawsuits, the punishments of men who have murdered their wives varied between 15 and 24 years.

9.2.1.3. In-depth interviews with experts/professionals/managers

Interviews were also conducted with individuals from different professions who provide services in combating violence against women, with special reference to the Law No. 6284. During the selection of these individuals, attention was paid to select experts/professionals/managers who are in contact with women or perpetrators of violence at every stage of domestic violence against women. The experts/professionals/managers are; local authorities who work in different districts of the Ankara province (3 district governors), legal professionals from

⁷ Since there was a delay in the necessary permissions during the time of the qualitative research, the interviews could only be conducted with two men who received training within the scope of their probation. Furthermore, since the quality of the interviews was not adequate just like the number of the interviews, limited information is presented on men who have been conditionally released.

different fields (2 lawyers, 1 prosecutor, 2 judges), police officers from various District Police Departments of Ankara, Combating Violence Branch (4 police officers), social workers from different institutions (2 social workers); a sociologist (1 sociologist), psychologists (2 psychologists), a healthcare professional (1 doctor) who work in different institutions concerning this field and individuals (3 officials) with different positions who work in ŞÖNİM (see Annex Table 9.3.).

The objectives of the in-depth interviews conducted with the 21 experts/professionals/managers using semi-structured interview directives are as follows:

- To learn about the knowledge and experiences of the experts/professionals/managers regarding the implemented activities in their institutions,
- To attain the opinions and suggestions related to the operational processes of institutions that work in the field of preventing and monitoring domestic violence and of non-governmental institutions, as well as about inter-institutional cooperation,
- To attain the opinions on the implementation of laws and international conventions in force (the İstanbul convention and the Law No. 6284),
- To learn about the general attitudes and evaluations on violence against women,
- To attain the suggestions regarding the perpetrators of violence and other individuals, as well as the institutions.

9.2.2. Focus group discussions with men

Focus group is a qualitative research technique conducted with small groups in closed meetings and in group discussions. It is used for obtaining the opinions of participants on a specific subject. The main objectives of these discussions are to learn about the views of men on violence against women, their experiences and their evaluations of the legislation, which is the main question of the qualitative research, and to discover their insights through group discussions. In the research, approximately two-hour focus group discussions were conducted with 8 groups⁸ composed of young men aged between 25 and 35 using semi-structured directives (see Annex Table 9.4). While forming the groups, since the balance of the group composition is important, attention was paid to the homogeneity within the groups and differences in between the groups to enable comparison. The focus group participants were reached using the snowball method. The discussions were held with one moderator and one observer in an environment where the participants would feel comfortable and safe. The discussion questions and the sharing of emotions, thoughts and experiences were carried out according to the prepared directive.

⁸ In focus group discussions, the number of participants ranged from 5 to 8.

In focus group discussions with men, information such as age, education and marital status was taken into consideration while forming the groups. Accordingly, the education level differentiation of the men aged 25-35 was set as two groups: high school and above education and below high school education. The marital status differentiation for the same group was set as single (in a relationship/not in a relationship), married for less than 3 years and married for 3 years and/or more.

9.2.3. Content Analysis

Content analysis aims to explain data, which is in document or text form, through conceptualization, restructuring, and analyses based on the restructuring. The content analysis, which was planned for the third stage of the qualitative research, was conducted through 31 selected documents with rich content from applications made to Ankara ŞÖNİM,⁹ between December 21, 2012 and October 25, 2013.

The analysis was conducted through cautionary decisions taken in regard to the victims and perpetrators of violence, ex officio or upon a request, by the judge, law enforcement officers and administrative chiefs and through reports, social investigation reports and condition assessment reports held for houses with domestic violence (see Box 9.2.3.1). Since there were no qualitative differences between the documents which were entitled separately, the reports entitled "social investigation report outline" were recorded as "social investigation report" and similarly, the documents entitled "condition assessment report outline" were grouped with the "condition assessment report" group.

Box 9.2.3.1. Explanation regarding the two frequently mentioned documents among those analyzed

Social Investigation Report: A report prepared in order to determine the intervention methods to be executed for solving the problems and designating the form and quality of services provided. After the interviews and observations with the woman and, if any, the children, this report also evaluates through the information gathered from the interviews conducted with the household and/or social circle of these people, the social, economic and health statuses related to the past and the problems of these people; their physical, mental, psycho-social characteristics and their family and cultural structure

Condition Assessment Report: This is a report written in light of the interviews and results of the interviews for the situations which arose when women met with the service and afterwards, or as a result of document reviews.

Information note

These notes are informative notes prepared by social workers who work in ŞÖNİM. The purposes of and/or reasons for the preparation of information notes are as follows:

- When the victim of violence could not be found,
- When there is a situation which cannot be covered by the Law No.6284,
- After the routine visits performed in order to check on the situation of women about whom the legal action was taken,
- To inform authorized institution about an incident occurring outside the area of responsibility,
- Upon notices or referrals made to ŞÖNİM.

⁹ Along with content analysis, regarding the applications made to the ŞÖNİM, descriptive data analysis was made for the data in KOZA software (see Chapter 12).



Chapter 10

Institutional Application Process Regarding Violence against Women

Banu Akadlı Ergöçmen

Chapter 10. Institutional Application Process Regarding Violence against Women

Banu Akadlı Ergöçmen

The combat with domestic violence against women requires many strategies at different levels due to its multi-layered complex structure. The most basic solution for combating domestic violence against women, which has high social and economic costs both at societal and individual level, is victims of violence seeking solutions by telling about this situation to institutions and/or individuals who are experts on this field, rather than keeping it to themselves.

Combating domestic violence against women starts with the establishment of necessary legal infrastructure and extends to providing institutions from which women can seek help at any stage and providing women with the opportunity to be able to use these institutions. Starting from the 1990s, the legal infrastructure of Turkey, who has signed the international conventions on combating violence against women, has undergone important improvements in this field and different institutional structures have been established. Especially after the new implementations became effective with the regulations under Law No. 6284 and the establishment of new institutions like Violence Prevention and Monitoring Centers (ŞÖNİM)¹ have made it necessary to focus on the institutional structure as an essential component in combating violence in this research.

In this chapter, the institutional structure is addressed through the experiences and views of women whose human rights have been violated by being exposed to violence and who have been physically, sexually and/or psychologically hurt. The in-depth interviews conducted with 10 victims of violence who have applied to institutions are analyzed under two themes: "application process" and "institutions to where the applications have been made". The section titled "application process", reflects the experiences of women during their decision-making processes and during the first applications to an institution that combats violence. The in-depth interviews contain information on all of the institutions if more than one institution was applied to. In the section titled "institutions to where the applications have been made", all of the institutions are observed through the women's points of view. The analyses provide hints on how to make this stage of the combat against violence more operational, by aiming to comprehend, explain and capture the essence of this subject in light of the information gathered from the experiences and views of women. This section also presents

¹ Detailed information on ŞÖNİM is presented in Annex B1.

the experiences and perceptions of women on stalking. The last section includes an overall discussion of this chapter.

10.1. Institutional application process from women's points of view

Women who apply to an institution for support and/or help due to experienced violence go through a process that starts with the decision to make an application to an institution. In this section, the incidents and the reasons behind the decision of making institutional application, the institutions to where the applications were made and the experiences during the application process are revealed based on the in-depth interviews conducted with women who have made institutional applications. Furthermore, women's sources of information on institutions and the evaluations of women's opinions on institutions are presented based on their experiences.

10.1.1. Women's decisions of making institutional application

Women generally take the issue of violence to the institutional level when they cannot endure it anymore. The narrations of almost all of the interviewed women reveal that the violence generally starts at the early stages of the marriage/relationship, however, women try to endure it for some time. It is seen that the period during which women try to endure physical and/or sexual violence is quite long. For example; a 56-year-old high school graduate woman, who was recently divorced from her husband, has applied to a Municipality's Women's Consultancy Center only after the referral of health care personnel, after enduring the violence for 35 years. A 36-year-old primary school graduate woman, who was married at the age of 16, stated that she first experienced physical violence 20 days after getting married and applied to an institution after 19 years. She expressed her shock when she first experienced violence with these words: ***"After 20 days ... I mean I remember he threw something at my face. It surprised me, he wasn't like that during the first 15 days of our marriage. All of a sudden ..."***

Another reason that causes women to apply to institutions is when violence against their children is added to the severe violence that they experience. A 36-year-old primary school graduate woman, who stated that she was troubled with her husband's violent behaviors against her children as well as herself, told about her experience with these words:

"... he said "I have beaten up your girl, your boy" ... it was Ramadan, I had bought a dough roller, you know for making pastry... I said to him, you shut us in the house so that no scream goes out, you torture us, we shut our mouths we don't say a word, you don't want people to know that we are poor, you bring us stale bread and we eat it,

we pretend that we are rich, we don't give anything away. All of that flashed before my eyes, it was over, if he were to kill me it was fine, if not that was fine too. He couldn't be a man by putting every burden on me... In front of the kids, they were screaming, at the top of their lungs, he bruised the arms of the girls ..., the reports showed it too. Then he hit me in the head, I fell... down, I felt nauseous, I was shaken. Thank God ... there was a 20 Litre water bottle, when my daughter was trying to throw it at him all the water spilled on me, if that hadn't happened I would have fainted, he would have assaulted the kids too."

(36 years old, primary school graduate)

After enduring the physical violence for a long time, this woman expressed taking the issue to the institutional level with a plain narration: ***"It all piled up and I exploded, the police came to my mind, I at first applied to the police"***.

From the narration of a 38-year-old primary school graduate woman who was married with her aunt's son through an arranged marriage, it is understood that the violence had occurred right from the beginning of her marriage and that she has experienced severe violence during her 20 years of marriage. The woman started her words by saying: ***"... we got married it was one month or so ...he told me to leave, he said go to your father's house, he kicked me out of the house"*** and continued to express the violence that she experienced shortly after getting married with these words: ***"... he cut me with a razor blade, he was drunk... he cut the skin on my legs with a razor blade. It was midnight, then screaming I ran away to his mother (parents'), they were close, she is my aunt."*** She reported that she had not applied to an institution before by saying ***"I always went to my parent's house"***. She stated that she was already married for 10 years when she went to the police for the first time and she mentioned that she had once again gone to her mother's house because she was injured and that they took her to the police station and the hospital: ***"... he stabbed me in the leg with a knife, pocket knife and ran away... I went to my parents' house... they took me to the police station, hospital..."***.

In another interview, the narration of a 25-year-old secondary school graduate woman who was married for 5 years and who was going through a divorce: ***"... he never sat down and talked, ... he would just beat me. ... it started out with a slap but then it got worse"*** clearly reveals that once it starts, violence against women is in fact a continuous process. This woman, who said ***"For two years I did nothing"***, was given her first assault report when her mother noticed the incident.

While the in-depth interviews reveal that the factors which lead women to apply to institutions are rather physical damage and the severity of the violence than its frequency, women's families, especially their mothers, generally play an important role in paving the way to institutional application. When they feel helpless against violence, their immediate social networks are the first place they turn to. Although these immediate social networks do not always refer to the women's own families, as it can be seen in the aforementioned examples, the role of the women's families is evident in the realization of institutional application. Even though the generalizable quantitative results show that the help offered by families, when they learn about the violence, is at levels that can be considered low, the help offered by families, especially by the mothers of women who have applied to institutions is noteworthy among the women with whom the in-depth were conducted. The interviews point out that the men's families generally do not help women in preventing violence. A quote which illustrates that telling about the violence to the men's family members does not pave the way to institutional application is presented below:

"I've told this to his family a couple of times ... that he pushed me around beat me slapped me in any of our arguments... I've told this to his mother and father ... they did nothing. They said we will talk to him he shouldn't have done this and such, I'd never told this to my parents, up until the last events."

(38 years old, university graduate)

While, sometimes the application decision is a long thought process, most of the times it happens suddenly. In cases where it is a sudden event, the unpreparedness of a woman when leaving the house can cause the woman to feel helpless, insecure and unsafe for that moment and afterwards; it can also cause economic problems and mental damage. For example; a 22-year-old woman with high school education whose relationship with her religiously married husband deteriorated after her husband's family moved to the same city as them, explained the moment she left her home with these words; ***"I got a message that said 'pack your bags you're leaving the house in half an hour'... After my husband texted me that how can I pack my things in just half an hour? ... he told me to leave everything anyway. He bought me ... [telephone], he said leave that and don't take your sim card either. I acted wisely and took my sim card ... I left everything that belonged to me, my clothes everything. I left ..."***. Another example of women who run out of their homes usually without taking money or their IDs is seen from the narration of a 33-year-old primary school graduate woman: ***"I couldn't get my ID before I left the house. They transferred me to a shelter. I didn't have an ID, I got another one when I was here"***. Another

woman who stated that she left her house without taking any money, expressed the difficulty that she experienced as follows:

“I didn’t have any because I didn’t know when I first left the house, I didn’t have any for example, ... I called my aunt’s son, he sent me money ...Ohh ... I suffered so much in... oohh ...I better not remember, because I get really sad, can you believe it, one day I never forget one summer day [starts crying], I didn’t have money even for a bottle of water, I said if I go to a market and explain, I said it’s shameful ...”

(56 years old, high school graduate)

On the other hand, a 38-year-old primary school graduate woman who left her house without taking any belongings or money and who sought help from the police, took her belongings only with police protection: ***“... we went with the police ...we took them at noon, we grabbed some belongings, the police said be quick, fast fast, they circled around us and took us into the middle, they said he can come, there can be a fight, we don’t want anything to happen ...”***. The same woman who stated that the police also helped her with money said: ***“... the police gave me some, God save them ... they put money in my pocket ...”***.

10.1.2. Experiences during the institutional application process from the women’s points of view

Institutional application is a process that generally starts in the police station and continues in hospitals, ŞÖNİM and women’s shelters/guesthouses and experts like psychologists, lawyers etc. get involved in this process. A 22-year-old high school graduate woman who was at the women’s guesthouse at the time of the interview expressed the process that she experienced with these words: ***“... first I went to the prosecutor’s office (...) they referred me to a police station (...) since I didn’t have anywhere to go... from the police station to KOZA (...) shelter, yes I didn’t have anywhere to stay.”***

The in-depth interviews reveal that during the first institutional applications, the women started off with the feeling that they were stepping into the unknown, not knowing what will happen, not knowing what to demand and with certain prejudice toward the institutions. A 22-year-old high school graduate woman, who went to the prosecutor’s office alone by taxi, started her words saying: ***“I’ve never been to the courthouse before. (...) The word prosecutor is intimidating. (...) if it was the clerk it would have been ok, but I went straight up to the prosecutor...”***. She answered the question what kind of attitude were you expecting as ***“harsh”***. In the interview, she stated she was nervous, and also said, ***“...but the prosecutor was very nice. He had a fatherly attitude”***. This woman, who stated that she was

informed about the process in the prosecutor's office, made comments on the police station to which she was referred that reflects the impact of the media in some ways:

"I don't know I only saw what a police station looks like in that TV show "Arka Sokaklar" you know. Since it was my first time there I was not prejudiced; ... they did not treat me badly but their looks were weird [she thinks that they were looking at her that way because she didn't have a civil marriage]".

(22 year old, high school graduate)

From the narration of a 36-year-old primary school graduate woman, who went to the police station with her children and was not informed about anything there, it is understood that she learned about her referral both to the hospital and the shelter just then, and not being able to see her children during the procedures worried her:

"They didn't tell me anything ... the male police officer came and said "we are going to take you to the hospital"... he said "come or not, we are taking you to the hospital. (...) I came back to the police station, he said "your child is there, they are taking his statement", I asked about my children, where are my children, he said "they are taking their statements". Still I said to myself not to worry, not to put pressure on the police ... not to say that I wanted my children ... I mean I assumed it was for our own good that's why they are doing it. I said to myself be patient, why should they take away my child from me. I said to myself if they had to take them away, I will beg them not to, they did not lose their humanity, right! I was thinking these, creating scenarios ...they said we will take you to ...women's shelter. I didn't think that I would stay in ...women's shelter like this, they said it was for protection."

(36 year old, primary school graduate)

From the expressions of women, it is seen that the procedures took a long time, women generally did not have any difficulty in expressing themselves, after the initiation of the police station process they were accompanied by the police to the hospital, and to ŞÖNİM if needed, and they were not alone while they were settling in to the women's shelters/guesthouses. The expressions of the women also reveal that when they are making decisions about their lives women are not used to public behavior norms and rules like reading a document before signing it. Especially with the Law No. 6284, in institutions which are active in the field of combating violence, acquiring the informed consent of women is emphasized

and it is stated that during the services to be provided for women, women should be informed before their consent is taken. However, the women who have made applications to institutions in an endeavor to combat violence are generally not interested in what they are signing or the forms that are being filled out. The experienced trauma and the lack of familiarity with life outside their houses and its rules, prevent women from managing this process according to their will. Even though it is seen that the experiences during this process are instructive for the future, in first time applications to institutions, women generally settle for the things that other people do for them. The statement: **"...I don't know what it was, they gave the paper to the police"** points out that a 36-year-old primary school graduate woman did not look at the report that directly concerned her and that she did not know she had to look at it.

The narrations of people who experienced the application process that involves changing and varying emotions, with a sense of salvation on one hand and a sense of stepping in to the unknown on the other hand, reflect their vulnerability and uneasiness. A 36-year-old-primary school graduate woman, who was staying at a women's guesthouse/shelter and who was feeling safe and happy with the provided services, expressed the feeling of salvation when she first applied to the police station with these words: **"I didn't think they will act this way or that way, I just went there all scared. ...we desperately threw ourselves inside [with children], when I was entering the police station I thought finally it's over, I'm safe. I said they will take him away from me".**

It is seen that institutional application and sharing of experiences with other people are not easy and that it causes inner conflicts. The distress of people - whose lives are mostly limited to their homes, who never step out of their narrow environments and who were raised with a culture which taught that the things that happen within the family should stay in the family - caused by going to an institution and talking about their private lives to strangers is evident. The following narration reflects the feelings and dilemma of a person who went through such a situation when she was telling about the violence that she experienced to others.

"Let me put it this way, I entered the police station, there was a very nice man there, he was sitting across from me, he was about the same age as my father, I was crying at the same time, I felt very bad ... I'm not a person who got beaten by my family, now I'm here to file a complaint because I got beaten by a man, I'm telling everyone about this ...right then I felt horrible, I thought maybe I should not file a complaint, not because of him but for me maybe I shouldn't tell, then he said "my child ... [at last the police convinced her to tell]."

(20 year old, high school graduate)

In another example, a 38-year-old woman with primary school education talks about her feelings on her way to the police station and the process with these words:

“What should I feel when I was going there, fear, anger, I’m angry with him, my lip is, bleeding, I’m holding it, I felt ashamed of my situation, then I went there, went inside (...) There were three, five police officers in uniforms, I went straight up to them and told them. I said I am being subjected to violence by my husband. I want an assault report... They seated me (...) We went quickly to the hospital but I waited for a long time when we came back, they took my statement and stuff, they asked me questions... one of them was a clerk, one of them talked briefly and then left, I talked with that other one a lot, the whole time he was writing, it was him who filed the report as well.”

(38 year old, primary school graduate)

She stated that she expressed herself easily. Since she was living in a small town, she narrated her experiences during the police station as follows: ***“I knew him [the police officer] anyway, ... [name of the place] is small, since we went there for everything, ...he witnessed so many of my incidents because of that alcohol. At last he said to me ok ... let’s save you ... Let’s send you to a women’s shelter (...) God bless them, they directed me very well, they informed me”.***

The narrations indicate that the majority of women have received psychological support for the first time during their institutional applications. Along with the physically harmful effects of domestic violence, the mental health of women is also affected by the experienced violence and by the emotions caused by it. Previous studies have proved that, women who have been subjected to violence experience many psychological breakdown symptoms such as feeling incapable, weak, desperate, and exhausted by not being able to do things that they were able to do before, feeling lonely, ashamed and having suicidal thoughts². The results of this research also reveal that being offered psychological support for the first time during the institutional application process and receiving this kind of support have been good for the individuals. For example; a 20-year-old high school graduate woman stated that she could share the things that she could not tell to her immediate social network with the psychologist and felt relieved. She explained this situation with these words:

² Garcia-Moreno, C., Jansen, H. A.F.M, Ellsberg, M., Heise, L. and Watts, C. (2005). *WHO Multi-Country Study on Women’s Health and Domestic Violence against Women: Initial Results on Prevalence, Health Outcomes and Women’s Responses*. Geneva: WHO publications.

“... they asked me, “do you want to get psychological support” and so, I started seeing ... like that. I started to visit her once a week, we were talking, I felt relieved a little (...) I could talk to her with ease, maybe she is the only person that knows every little detail about the things that I've experienced. The things that I refrain to talk with my mother ... I gathered everything for one week ... then I told her ...”.

(20 year old, high school graduate)

Another interview, in which the benefits of psychological support were expressed, demonstrates that psychological support has helped the woman to stop blaming herself and to make better decisions:

“She [referring to the psychologist] said, “I see that you now have the strength to manage this period on your own; but if you encounter a dead end you can call me whenever you want”. At least in terms of psychological support she was very helpful to me. I started to think that I can make better decisions. Even if they are wrong, don't blame yourself because people can make mistakes; because before I was the kind of person who blamed herself.”

(38 year old, university graduate)

10.2. Views of women who made institutional applications about the institutions that provide services for combating violence

The institutional structures are important for taking the combat against violence from the individual level to the societal level. In the 2th and 3rd articles of the National Action Plan for Combating Violence against Women 2012-2015, public institutions, non-governmental organizations (NGOs) and media organizations were designated as responsible institutions for ensuring public awareness and mentality transformation, and the need of co-operation between these institutions was emphasized. In this research, along with the experiences of women regarding the institutions to which they made their first-time applications, their awareness levels and views on other institutions in this field were also attained. This section involves the victimized women's experiences in the public institutions³ and in non-governmental organizations to which they applied.

When only the first time institutional applications are considered, the police stations, where more than half of the women have applied to, are in the first place. Even though there are women who have applied to hospitals in the first place in case of an injury, there are also injured women who go directly to police stations. In the interviews, for a few cases, gendarmerie, prosecutor's office, municipality's

³ Detailed information on related public institutions is presented in Annex B1.

women's consultancy centers and non-governmental organizations were also stated among the institutions to which women prefer to apply, in the first place.

When all of the institutions that women have applied to and have been referred to during the period that they experienced violence are considered, police stations are the most frequently applied institutions with 9 applications. The police stations are followed by women's shelters/guesthouses where 7 out of 10 interviewed women are staying and by ŞÖNİM where 7 women have applied. Half of the interviewed women have applied to hospitals, 3 of them to non-governmental organizations and 4 of them have been referred to the First Step Center. Three women have applied to the prosecutor's office, 2 of them to the "ALO 183" hotline and 2 women to the Bar Association. Two of the interviewed women have applied to the district governor's office and 2 of them to the Bar Association, whereas 1 woman applied to the gendarmerie and 1 woman to the Municipality's Women's Consultancy Center (Annex Table 9.1).

The interviews reveal that in cases of injuries due to violence, the police stations may also be the first-applied institutions, as often as health institutions. In the injuries due to violence, the treatment of women and the documentation of the assaults are essential. During the applications of injured women to police stations, they are taken to the hospital for treatment and the injuries are reported. Nevertheless, in cases where the first-applied institution is the hospital, the occasional denial of the woman - even though the doctor senses that the patient has been subjected to violence - emerges as a fact, as it can be seen in the narration below:

"... he hit my back really hard. A couple of days later I realized that my back was bruised. I got scared you know like am I going to have internal bleeding. I went to the doctor ...the doctor understood that I was beaten. He said ...give me his name. I said I can't tell you he said then we can't treat you. ... I mean I went to the emergency unit ...to a private hospital. ... the doctor realized it was battery. I said then I give up I left, then ...we tried to find a doctor that we knew, you know we had an x-ray taken."

(38 year old, university graduate)

10.2.1. The sources of the information regarding the institutions that the applications were made

Although the information on institutions that combat violence against women are being disseminated through various channels, it is seen that in the narrations of the women, television is stated the most and the information on institutions is mostly attained through television programs. For example; a 33-year-old primary school graduate woman stated that she got the information about legal institutions

that would protect her from the television and from the negative comments of her husband on these institutions. Another 29-year-old primary school graduate woman who is still staying in a women's shelter/guesthouse stated that she got the information via television and similar to the previous example, she continued her words by adding the negative opinions of her father-in-law on this subject:

“I heard something like violence against women from the TV. Also my father-in-law would always, excuse my language, get angry with ... [a senior executive]. He would swear at him/her you know. To tell the truth. He would say s/he came up with these places; it is a place for women on the run and for women who cheated on their husband and so on. He would say “there is no such a thing called women’s rights ... they do all those things and then they say women’s rights”.... Later I learned that women have rights from those places. My intelligence is enough to understand everything but my strength is not sufficient to do anything.”

(29 year old, primary school graduate)

These examples point out that the negative comments on this subject actually attract women's attention toward this subject more. On the other hand, the statement ***“My intelligence is enough to understand everything but my strength is not sufficient to do anything”*** is a clear expression that, in fact, there is no problem in obtaining information but the difficulties are encountered in the implementation of the information.

When the institutions other than the police stations are considered, the source of information is again the television. When a 22-year-old high school graduate woman who made her first application to the prosecutor's office was asked from where she had heard about the prosecutor's office, she answered ***“I watch a lot of television, the TV shows and all. There, they always go directly to the prosecutor's office. It came to my mind and I jumped in a taxi and went to ... [the name of the district of the prosecutor's office]. I directly went there you know.”***

10.2.2. The opinions of women on the institutions to which they applied

Police Station/Police

When the level of satisfaction with the institutions is considered, the police station which has the highest number of applications was criticized from different perspectives by 6 out of 9 applicants, in terms of their attitudes toward the applicants. Among the shared experiences concerning the attitudes and approaches in the police stations, the most unfavorable experience was stated by a 33-year-old primary school graduate woman; she explained that it was

the local police officers who notified her husband about the ending time of the cautionary decision. As a consequence, she got beaten the same day the cautionary decision ended and when she took refuge in the police station, the police officers tried to convince her to go back home:

“They called from the police station and said to him “the protective cautionary decision has ended”. They called me from KOZA. They said “Let’s extent your protective cautionary decision, don’t tell your husband”. ... He beat me. He wasn’t beating me because he didn’t want the protective cautionary decision to be extended. He beat me, and with such insults. (...) When I was at the police station I said I’m not going home. They said, “let’s hold him in the jail for 2 days”. When something happens later will you come when I die? They put me in a room. He was constantly throwing rocks at the window from the outside. The police officers just walked passed him.”

(33 year old, primary school graduate)

The women who reported having positive experiences at the police station emphasized that they did not encounter problems and/or bad attitudes in the procedures carried out in the police station. Although women, who had negative experiences in the police stations, explained them in detail, it should be noted that women who did not experience any negative situations during the application process did not talk about it extensively:

“I mean it was a room like this one, there was a police officer, a domestic violence officer, I talked to him I told him, I said that I was going to go to the women’s shelter. He carried out the procedures... I mean they were nice, they treated me nice, they talked with me nice.”

(21 year old, secondary school graduate)

“I trust the police, because no matter which police station I went to, they were always nice to me, I mean maybe it’s because of my age, they were all very helpful, really, God bless them all. I was pleased.”

(56 year old, high school graduate)

The main reason for the problems experienced by women with the police/police station, which is the first institution that victimized women frequently apply to, is that the police do not see the subject from the point of view of gender equality. It is also stated that the law enforcement agencies approached the cases of violence with a direct or indirect judgmental and reconciliation attitude. The attitude of a police officer who was called to the house was explained with these words:

“... The police officer came after I called. He [her husband] started to cry to the police. He said “I bring water, I buy food, I work” he started to tell. He tells this to everyone, he said “but it’s ...never enough for her”. (...) The police officer said to me “what kind of a person are you what is the fault of this man why call us”, I said “what are you talking about” can’t you see the person standing in front of you, can’t you see my clothes”, all of my clothes were wet, everywhere (...) [finally the police] (...) said “come on take your stuff we are going”. “You are going to file a complaint at the station.”

(36 year old, primary school graduate)

A 38-year-old primary school graduate woman who has encountered a similar situation narrated her experience with these words:

“When we called the police from the station, they said ...”we can’t interfere with the family, it’s within the family, and he is drunk we can’t do anything” (...) We would call them, they wouldn’t interfere, they wouldn’t do anything. That’s why I wouldn’t go to the police station, they didn’t do anything.”

(38 year old, primary school graduate)

Another example of the practices which change according to the attitude of the police officers is presented below:

“They didn’t listen to me at all. They were drinking tea outside. No one ... “ok ok we will send someone if something happens” they said derisively. They said call us. They didn’t pay any attention. But there was a chief. He turned out to be a very nice man. He helped me come this far. He said if you would have come to me from the beginning I would have helped you. I went to the... police station. ...I said but your officers didn’t help me ... I said I didn’t know. I said I didn’t know, this was the first time something like this happened to me... I said they didn’t pay attention to me. ... The chief was a real honest man. If God gives me a chance I’m really going to visit him. Then he referred me here.”

(29 year old, primary school graduate)

Women’s shelter/guesthouse

Although interviewed women generally made positive comments on women’s guesthouses/shelters,⁴ which they considered a place for salvation when they were in need of a place to live, there were also negative comments. The complaints

⁴ Detailed information on Women’s Guesthouses affiliated to the Ministry of Family and Social Policies, as well as the shelters run by non-governmental organizations and municipalities is presented in Annex B1.

are generally about women finding themselves, once again, in an oppressive environment after coming from a place where they already experienced pressure. A 56-year-old high school graduate woman, who - during her stays at the shelter - had left the shelter either because she had reconciled with her husband or to help her children's wedding preparations and consequently, who had been in many women's shelters/guesthouses expressed her experiences in the women's shelters/guesthouses with these words:

"The problems, for example, they would only give us enough time for smoking one cigarette, "inside, inside inside inside ladddieess inside, time is up." What are we captives? I mean let us sit get some fresh air, no, why, that's what the provincial directorate said ... [during her complaint at the district governor's office] I said we might as well go back to our homes, the situation is the same in our homes, nothing has changed, at least I can comfortably smoke and drink my tea you know."

(56 year old, high school graduate)

The woman, who expressed her discomfort to the district governor, explained that the women who have nowhere else to go do not tell their true feelings to the officials who come to the women's guesthouses/shelters, because they are afraid that they will be removed from the women's guesthouses/shelters: ***"I said why didn't you tell the truth, they said "what can we do we were afraid, you know maybe they would kick us out or something". How can that be, we didn't come to their house, we are at the home of the state; the state you know established this place for us you know with laws and all, this does not concern them, thanks to our state, we can eat, drink and we are not out in the cold."***

Another source of discomfort for women who stay in women's guesthouses/shelters is the attitudes of the shelter personnel. Since these women's guesthouses/shelters accommodate people who came out of traumatic environments and who bear traces of the detrimental effects of these environments, a sensitive approach toward the mental status of women who have been subjected to violence gains importance. A 21-year-old secondary school graduate woman who has stayed in different women's guesthouses/shelters compares them within this context and while talking about one of the personnel of a women's shelter/guesthouse, trying not to be offensive, she used these words: ***"the officials were harsh with the ladies ...they were not you know, good, they were nice but I mean I wasn't pleased with the way they spoke. ... You know it was a habit for example we would call everyone sister I mean everyone ..., they would say you must not call us sister, you say Ms ... and whenever something happened they would say it harshly"***. The same woman expressed her satisfaction with another women's

guesthouse/shelter with these words: **“those workers, the personnel, were very nice ... they understood people, they would talk to them, they were very friendly ...it was like your own home, they prepared such an environment that it felt like home, there was a carpet, curtains, television, they would bring tea, we would be drinking it in the room while watching television, I mean the personnel were very nice, God bless them. It was just like home.”** These narrations reveal that women’s guesthouses/shelters differ from each other in various aspects.

Some of the women stated that they felt relieved by coming to the women’s guesthouses/shelters and that they benefited from the guidance and consultancy services. A 33-year-old woman with primary school education stated that there was no discrimination between women, no hierarchy between women and the personnel of the women’s guesthouse/shelter and that she regained her self-confidence. She expressed her feelings with these words: **“When I was in the shelter, I started to gain self-confidence. I said, I too am unique. I said I too can do it”**. A 38-year-old primary school graduate woman who was staying at the women’s shelter said that she felt confident with herself:

“Since I was now in the hands of the state, since I was safe, because I was not safe there, I was not safe with my mother and father, they won’t let me be free, ...but here the state helps you, it takes you with its private car and all, that’s what they did, I mean they take care of you, that’s why.”

(38 year old, primary school graduate)

A 29-year-old woman with primary school education who was staying at a women’s guesthouse/shelter described the women’s guesthouse/shelter like **“It’s just like home. I swear. It’s really nice”** while she talked about her satisfaction with the environment that she was in.

On the other hand, from the narration of a woman who also witnessed violence within her social circle before marriage, it is understood that she was very uncomfortable with these incidents during her childhood, that she tried to find a solution and she saw women’s guesthouses/shelters as a salvation when she experienced the same incident herself:

“Here for example I say, my big family, it feels like my dream for example, when I was little I would say, when couples fight out on the street - I went through the same situation, thank God it’s over, I mean it would have been better if I never lived those things but I did- the couples would fight. I would say I’m going to build a house I’m going to put all these women in that house, here it is, my dream is real, your

dream came true I say, you first experienced violence, now you are here, I feel like that”.

(36 year old, primary school graduate)

When the narrations of the women on institutions and centers to where they applied are observed, it is seen that the satisfaction generally differs according to the attitudes of the institution personnel. Furthermore, since staying at women's shelters/guesthouses means being away from the violence, in the evaluations of the women on these institutions, the sense of relief stands out.

Violence Prevention and Monitoring Centers (ŞÖNİM)

ŞÖNİM⁵ did not receive any negative comments from women who have contacted this institution. ŞÖNİM, which was opened for service with Law No. 6284, as a pilot program in 14 provinces since 2012, are among the institutions to which women have applied or have been referred. The interviewed women have reached ŞÖNİM with the referrals of other institutions such as the police or municipalities rather than individual applications. Women who have applied to police stations have been transferred to the ŞÖNİM with police escort and in a vehicle provided by the police.

ŞÖNİM, which was established for providing support services for the prevention of violence and for the implementation of protective and preventive cautionary decisions, has made a good impression on women. In the evaluations on ŞÖNİM, it is observed that both the environment provided for women who came to the center and the service delivery have pleased the women. Although, the women's lack of information on institutions like ŞÖNİM is among the findings of the research, it is possible to say that ŞÖNİM is only just starting to be recognized since they were established a short time ago. An experience which stands out among the experiences of women regarding the services of ŞÖNİM, mostly known as “KOZA”, belongs to a woman who was not aware of ŞÖNİM until they contacted her. Since ŞÖNİM is responsible for monitoring cautionary decisions, they contacted and gave support to the woman:

“They came to my house from there, to ask whether I was being subjected to violence, they said “contact us”, the consultant herself came. They found me, first I was very surprised I didn't know. I went to Koza, they provided consultancy. Koza treats you very kindly, they pay attention to you, they take good care of you. They said “We are restarting the protective cautionary decision, don't say anything we will try”. Koza called. (...) I didn't do much before until they came to my house. They paid so much attention.”

(33 year old, primary school graduate)

⁵ Detailed information on ŞÖNİM is given in Annex B1.

Another comment on the comfortable environment of ŞÖNİM is as follows:

“(...) I felt really comfortable there. As if it was my own house. I understood that I was being protected there, they gave me that kind of a feeling of security. But I presumed that I was going to stay there all the time. I thought they would not take me to another place. I liked the environment.”

(22 year old, high school graduate)

The First Step Center

The First Step Center⁶, is where women who have applied to the Provincial Directorates of the Ministry of Family and Social Policies or to ŞÖNİM can stay up to two weeks. In this unit, women's psycho-social and economic statuses are analyzed by performing preliminary observations. The First Step Centers have been active since 2009. In contrast with the positive impression of ŞÖNİM on women, the comments on the First Step Centers reveal the negative views of women who have been referred to these institutions. The criticisms of interviewed women are generally related to the overall hygiene of the Centers and the attitudes of the personnel. One of the women who stayed in a First Step Center expressed that one of the Center personnel threatened her with not to let her in again:

“There was ... a Lady there ... she said to me, “if you ever come here again I won't let you in”. “Why Miss ...?”, “Because you said that you were working, but you had quit”, I said “Miss ... , my husband went there today did you know that? Then I said “this place does not belong to you it belongs to the state”. I said “How can you not let me in”. After that I had to check out of there. I was scared that maybe they won't transfer me to another place ... I had to go to ... [another city].”

(56 year old, high school graduate)

In a critical narration about the unhygienic environment of the First Step Center, the statement of a 38-year-old primary school graduate woman, “... **it was really bad. I mean it was cold, dirty...**” indicates that the living conditions in the Center are quite unsanitary.

The main factors for the negative evaluations is the crowded environment of the Centers and having women with different characteristics in the same environment. Due to the short accommodation periods of the First Step Centers, there is a constant circulation. The three examples presented below explain the feelings of women when faced with the difficulties caused by the crowded environment of the Center and by women with different characteristics living together, on top

⁶ Detailed information on the First Step Center is presented in Annex B1.

of their psychological states resulting from leaving their familiar social and cultural environments.

“I mean compared to the place where we stay now that place was a bit, you know. Because of the crowded environment it was difficult. It’s very difficult to manage there. ...And you see all different types of women there.”

(29 year old, primary school graduate)

“... I mean I came in yesterday I didn’t feel like eating, because there were so many kids, so many women, for example you go inside with your shoes, I mean nobody takes off their shoes while going inside, I don’t know, frankly I didn’t like the place even a bit.”

(21 year old, secondary school graduate)

“It was also very crowded ... the people who came there were not the ones who experienced violence (gets a little angry) I mean how does a victim of violence look, they would have bruises ... or broken bones, some of them came there because they were angry with their fathers, some had a fight with their mothers and that’s why they were there, some came from the street ... they would come and they would go back.”

(38 year old, primary school graduate)

Non-Governmental Organizations

NGOs are also among the institutions that women subjected to violence who are in search of institutional support apply to. The evaluations of the interviewed women regarding NGOs to which few interviewed women have applied are mostly satisfactory. A woman who reported that she encountered a warm welcome and that she was referred to a lawyer explained their attitude with these words:

“... they were helpful, they were supportive... I mean they called at once, then they called the bar association, they were going to provide a lawyer, it was good, I went there immediately, when I went there they immediately provided me with a lawyer, so it was good like that. They directly provided me with a lawyer, then I went.”

(25 year old, secondary school graduate)

Furthermore, a 56-year-old primary school graduate woman reported being pleased with the women’s organization’s warm behaviors with these words: **“I mean like they seemed friendly, seemed like they would be helpful right away, and they were actually helpful just like that...”**

10.3. Stalking

In the in-depth interviews conducted with women who have made institutional applications, women were asked whether or not they were subjected to any stalking behaviors⁷ such as, constantly calling on the phone, texting or sending e-mails, letters and contacting through social media. They were also asked about their feelings, experiences they had when exposed to stalking and the strategies that they could use to cope with stalking.

In the in-depth interviews, being bothered by constant phone calls has been mentioned by women, however they were few in numbers. The stalking behavior which was defined as “telephone harassment” by a 38-year-old university graduate woman is generally perpetrated by former husbands. A 33-year-old primary school graduate woman expressed her ex-husband's threatening phone calls with these words: ***“there were threats, he would say “you are not worth killing”, he would sent texts that said “I’m not going to kill you, I just want to talk”. He would leave messages that said “your father will clean your honor, I will do this to your uncle, I will do that to your mother”, he would swear at my mother and so on”***. She stated that she was very uncomfortable with these behaviors and that they were wearing her out psychologically. Furthermore, she expressed that her ex-husband threatened not only her, but also her family, ***“... frankly I was very uncomfortable, I didn’t want him to call me anymore ... I knew what his problem was, his behaviors have already affected me psychologically, but his pressure on my family, my uncle. He would force my uncle because I love my uncle, he would say to him bring your niece, your niece did this and that, why, because my uncle reconciled us ... Now they threaten my uncle ...”***.

In order to cope with stalking, women stated that they blocked their ex-husbands' numbers or changed their own phone numbers. A 25-year-old high school graduate woman, who mentioned that the prosecutor's office provided support on this matter when applied, explained that her ex-husband called and always swore at her; however, she solved the problem by blocking his number, without having the need to apply to an institution. Among women who have applied to an institution, stalking is mentioned less frequently than other forms of violence that they have experienced.

10.4. Discussion

In this section, the institutional application processes of women who have applied to an institution in order to cope with violence have been analyzed based on their experiences and evaluations. The women's decisions of telling about the

⁷ For the complete list of stalking behaviors see the “Violence against Women Definitions Used in the Research” (Chapter 2).

violence firstly to institutions who work on this field rather than their families or their immediate social networks and the institutional application process that involves their experiences, as well as their evaluations, based on their experiences, of the institutions and organizations active in this field have been addressed.

Concerning women's application processes, the decision of applying to an institution is the first topic that was in focus. The interviewed women stated that they encountered violence at the early stages of their marriages/relationships and continued their relationships for a long time while enduring the severe physical and/or psychological violence. This situation, which was also observed in the results of the 2008 research, applies for this research, as well. Women cease their silence and apply to institutions or non-governmental organizations that work in this field in order to stop the violence they experience at the point where they could not endure the violence anymore. Concerning the applications, which have been made as a result of severe physical damage, the severe violence experienced by their children along with their own exposure to violence forces them to seek help first from their immediate social networks, and then from people outside their immediate social networks. For the decisions of institutional applications, the guiding and supportive effects of the women's families, especially their mothers are very important. On the other hand, the fact that women are not able to get help from their husbands' families when they tell them about the violence demonstrates how the women are pushed into solitude by their husbands' families. Getting away from a violent environment does not always happen after a thoroughly considered and well-prepared decision making process. Women who have been forced to leave their homes or who have left their homes with a sudden decision reported feeling uneasy and fragile both financially and mentally.

The in-depth interviews show that women, who have sought institutional help on their own or with the support of their immediate social networks, did not have any idea related to the things they would experience during this process or what to expect. In a society which internalized a proverb that says "a broken arm remains in the sleeve" and means "don't let anyone know about your sufferings", the importance of the privacy of the incidents occurred in the family forces women to confront both themselves and the people around them during the process of telling about the violence to strangers.

The narrations of the interviewed women reveal that they usually became aware of the institutions that combat violence through television and that they have limited information on and prejudice against these institutions. Concerning the applications, the police stations, to which more than half of the women have applied, is in the first place among institutions to where applications were made.

There are both positive and negative comments on the behaviors of the police officers. Some of the interviewed victims of violence stated that they were not referred to services of guidance and support by the police and instead they were sent back to their homes and tried to be reconciled with their abusive husbands. Although the training programs which aim to raise the awareness of the police on gender equality are being organized widely under the efforts to combat violence, the perception of the police being based on the patriarchal system disappoint and weaken women during the process of ending the violence.

Although there are women who apply directly to the hospitals in case of injuries, there are also injured women who go straight to the police stations. The narrations of women reveal that women hide the cause of their injuries, even though it is understood by the health care personnel. During the reporting of the injuries due to physical violence, this situation weakens women in their combat against violence.

Furthermore ŞÖNİM and women's shelters/guesthouses, in which legal, shelter and psycho-social support is provided, are also among the institutions to where the applications were made. It is seen that some of the interviewed women are not aware of ŞÖNİM which operates as a pilot scheme as per Law No. 6284 for combating violence. However, all of the women who have sought help for combating violence from ŞÖNİM reported being pleased. Women who have been referred to the First Step Centers and then to the women's guesthouses by ŞÖNİM mostly mentioned negative comments about the poor physical conditions of the First Step Centers and the behaviors of some of the personnel. Similar to the findings of the 2008 research, women who stay at women's guesthouses and shelters stated that getting away from the violent environment made them feel good. They expressed their evaluations on the provided services in these institutions according to the attitudes and behaviors of the personnel. With fewer application numbers, the gendarmerie, the prosecutor's office, the municipality's women's consultancy center and non-governmental organizations have also been stated among the institutions to where women applied.

The help process in the institutions adopted the principle of taking the informed consent of women. However, it is observed that the interviewed women did not have thorough information on all of the decisions made for them. The experienced trauma and not being familiar with life outside their houses, as well as with the rules of this life, prevent women from managing this process according to their wishes/wills and make them consent to others managing it for them. The narrations reveal that the procedures took a long time, the women generally did not have any difficulty in expressing themselves, after the initiation of the police station process, they were accompanied by the police to the hospital and if they

needed to go, to ŞÖNİM and that they were not alone while they were settling into the shelters. Many of the interviewed women have met with psychological support during the institutional application process and it was beneficial for them.

Concerning stalking behaviors, the women most commonly mentioned the act of constantly calling on the phone or texting. The few number of women who have been subjected to these acts reported that the perpetrators were their ex-husbands. The ex-husbands' threats not only against women but also against their immediate social networks are one of the most important forms of violence perpetrated by ex-husbands that continues after the breakup.



Chapter 11

Views of Men on Violence against Women

İlknur Yüksel-Kaptanođlu

Chapter 11. Views of Men on Violence against Women

İlknur Yüksel-Kaptanoğlu

This chapter presents the views of young men aged 25-35 with whom focus group discussions¹ were conducted and of men who have injured/murdered their wives with whom in-depth interviews² were conducted on violence against women. In the first part, the reasons for violence against women from the points of view of young men and following that the opinions of men who have injured/murdered their wives about the reasons for violence against women are conveyed based on their experiences. In the second part, the information that the interviewed men³ have on Law No. 6284 on the Protection of the Family and the Prevention of Violence against Women, their opinions on this law, and their views on the implementation of the cautionary decisions that they have mentioned during the interviews are presented. In the third section of the chapter, the opinions on the media coverage of violence against women, which has been mentioned frequently by most of the interviewed men, are revealed. In the last part, the discussion of the chapter is presented.

11.1. The reasons for violence against women from the points of view of men

In this research, various opinions on violence against women have been mentioned by men. In this section, the opinions of young men aged 25-35 who have participated in the focus group discussions and of men who have received a punishment for inflicting physical violence on their wives are presented separately.

11.1.1. The reasons for violence from the points of view of young men who have participated in the focus group discussions

Almost all of the young men aged 25-35 who have participated in the focus group discussions have stated that they are against violence against women and that this is an important problem for the country. The approaches of young men toward the reasons for violence against women differ according to the occurrence of violence in their families, their marital status, social and economic characteristics and their education levels. Men with high school and above education explain violence against women with notions like social structure, traditions, upbringing of men and power relations. On the other hand, men with

¹ Eight focus group discussions were conducted with young men aged between 25-35. Detailed information on the focus group discussions is presented in Chapter 9.

² 10 of the in-depth interviews were conducted with imprisoned men and 2 of them were conducted with men who participated in trainings within the scope of their probation. Detailed information on the features of the interviewed men is presented in Chapter 9.

³ Men who have participated in the focus group discussions and in-depth interviews.

less than high school education and who go through financial difficulties explain violence against women as a situation that is the result of the pressures of financial problems and of work life on men. Furthermore the relationship between the level of income and violence against women has been brought to the forefront.

The studies in this field, show that men's violent behaviors in man-woman relationships do not have just one reason and that there are many intertwined reasons behind the violent behaviors of men. According to men, the upbringing of children, the change in traditional woman-man roles and women, who experience this change more than men, being aware of their rights, men experiencing this change not as much as women, men's responsibility of being the breadwinner, economic problems, the use of alcohol by men, men's perception of honor and betrayal are among the reasons for violence against women. Studies also show that, power relationships are the underlying factor in all of these mentioned reasons and the situation of men who hold more power against women using this power against them is not only acceptable at the individual level but is also acceptable at the societal level. Most of the reasons stated in the focus groups are related to men being men and using their power supported by the society against women.

In this section, the opinions of young men on the reasons for violence are presented with the expressions of the men. The reasons for violence which do not carry the same weight with each other, that are difficult to separate from one another and are intertwined have been grouped by considering how frequently they were expressed in the focus groups.

11.1.1.1. Violence as a result of power relations

Domestic violence being associated with the notion of power and men resorting to violence with the fear of losing their power have been stated among the reasons for violence against women in some focus groups. In the focus group discussions, when asked about domestic violence, recalling their fathers and consequently the violent behaviors of their fathers against their mothers has been encountered frequently. In the focus groups which consisted of participants with below high school education, some participants have emphasized patriarchal relationships. However, abstract relationships between the notions of "father", "man" and "power" have been built more, especially among university graduate young men. The father's controlling and protective roles over his wife, children and other members of the family have been criticized in terms of this role causing the father/man to see in himself the right to exert violence on the people that he "protects". One of the focus group participants defends that the power of the father/man being superior than everyone else paves the way to violence and that this right, given to man, is in fact violence itself:

“... the basic responsibility is not about something happening in the family, but something about the social responsibility attributed to them, outside. Evaluating it the right way... the role attributed to him ... the role of leadership of management science; can it be a part of proving that he performs this role correctly, concerning the power. Because that power, the power behind him is given by the social structure, the social structure gives him this role. The violence already starts when that person gains the power to create rules, as a father, as head of the family. Even if it doesn't reach the point of fights, battery, right at that moment, when that right is given to someone in the family, the basis of violence is formed... He tries to preserve the favorable position given to him by the society... but after all, that right is in fact violence itself. The fact that he has such a right...”

(Single/not in a relationship, focus group with high school and above education)

The power of the father/man over the family members is not limited to physical or economic power. The power of a man or a father is defined as a symbolic power which refers to the rights given to the men, in a wider frame, within the family. This symbolic power corresponds to a situation that is outside the laws, where the laws particular to the family are valid. Young men have explained the reflection of the patriarchal system in the family as the necessity of following the rules set by the fathers. The father or other men in the family, who set the rules within the family, may resort to violence if someone disobeys them. Not revealing the incidents that occurred in the family to the outside world has also been emphasized as one of the rules set by the father. It has been mentioned that fathers, who try to implement the rules set by themselves, use violence to maintain the order in the house:

“...When for example fights or violence are reflected outside, it is only then the concern of the law, maybe it is seen as a security problem. In relation with this, the family also has laws attributed to them. I mean, I suppose that when violence happens, there is a situation where these laws are violated, that's why the law directly concerns the man since he made them, as the head of the family. So in his own way he maintains the order I mean in his own way he implements the requirements of the law.”

(Single/not in a relationship, focus group with high school and above education)

Violence against women and children by men, who possess a certain power, can be used as a means to protect the power in hand. In a focus group discussion with single participants with high school and above education, it has been mentioned that men resort to violence when they understand that they cannot control the

power in hand. Regarding the moment of violence, the following statements have been expressed: **“the moment the power is out of control”, “the moment it is realized the power is being lost” or “the moment there is a disagreement and the moment he can’t make someone accept his thoughts”, “the moment the conversation ends”, “the moment the dialogue came to an end”**. Although these explanations are about the “moment” when the violence occurred, it is seen that during the interviews men were consciously in an endeavor to protect the power in their hands.

Concerning the combat with violence against women, it has been mentioned that men cannot control their anger and it has been discussed whether it was the “power” or “anger” that they could not control. In these discussions, the impact of men’s fears of losing control has been the dominant view on the tendency of resorting to violence, rather than anger. Single participants with high school and above education have mentioned that men resort to violence due to the tension they experience when they lose the power they have:

“H:...it is certainly related to power, however it also seems to me ... that violence becomes a means the moment when he cannot exactly control his power.

Ü: Is it power or anger that is uncontrollable, that you have mentioned?

H: It is like this when a man thinks that he is out of control...

E: The moment it is realized that the power is being lost or the moment there is a disagreement and the moment he can’t make someone accept his thoughts, as a result of some bad characteristics gained from the family while being raised up, like “you are a man, your word should be obeyed and then you...” As it is for many families, women and children who do not have economic freedom hear from their father or brother or similar people that they are depended on say, “you live, thanks to me, you can maintain the life standard that you have because of me, so they should do as I tell them. It will be as I want it” ...at the moment when he can’t impose himself in accordance with his upbringing. I mean you hit, you beat, you make them accept the thing that you want, it comes to that. The things that you cannot impose with your thoughts, you make them accept by force...”

(Single/not in a relationship, focus group with high school and above education)

In patriarchal systems, women and girls are at the bottom ring of the hierarchy within the family. These unequal principles, which are traditionally accepted in patriarchal societies, provide important advantages to men. A non-governmental organization worker, university graduate focus group participant, who has been

married for two years, explained that, men - including himself - could resort to violence in order to protect the advantages that they have:

“...in fact in our country or all around the world all women are faced with the risk of being subjected to violence. As I said earlier, masculinity has this ...perception..., for me, we have great advantages you know being a man, I mean we have advantages that we cannot bear to hand over and I can say that in my opinion violence arises from here”.

(Married for less than 3 years, focus group with high school and above education)

Concerning the reasons for violence, the ones who bring forward the historical unequal relationships between men and women are men who seem to have thought about this subject before. The male violence used to control women has been explained abstractly by educated men using the terms patriarchy and power relations. It is seen that the higher educational levels of the young men, who were quoted above and who have mentioned that men resort to violence due to their distress caused by not being able to protect the power they possess, have an impact on their mentioned opinions.

In almost all of the focus group discussions, it has also been mentioned that men resort to violence when they feel desperate. For example, a focus group participant - who has been married for four years and who has graduate level education - stated that he was feeling uncomfortable with using negative expressions for men. He expressed the despair of abusive men with these words:

“A man feeling desperate, maybe occurs as a result of feeling so desperate that he can't exert psychological violence. I suppose it is an eruption caused by that despair ... Not being able to deal with a woman when they argue, I mean I'm not very happy to say this as a man, but they might be doing this with the feeling that 'I can only defeat her like this'. When they cannot deal with women”.

(Married for more than 3 years, focus group with high school and above education)

As a result of the expectations of society on men concerning the situation of always being successful and strong, the focus group participant, who expressed his discomfort as above, evaluated men's failure of handling women as a negative situation. His quote makes a reference to men's concern of losing their existing power. The concern of losing the authority can lead men to resort to violence due to perceiving the situation as not being able to perform the responsibilities attributed to them by the society. The statement ***“I feel uncomfortable saying this as a man”*** which has been stated by the participant while talking about

abusive men, indicates that a man who talks about other men also feels under pressure. The fact brought forward in masculinity studies that the endeavors of men to protect their power not only suppress women but men as well, has also been mentioned in the focus groups. Men whose actions do not comply with the masculinity model of hegemonic⁴ masculinity, which is the dominant masculinity model and is considered ideal by society, may feel oppressed by this dominant type of masculinity. Similarly, the words of another participant, who emphasized power relations, reflect that the patriarchal social structure which protects the advantages of men also poses a threat for men:

“I mean in my opinion a power-oriented story should definitely be structured. In my opinion there is a power tradition that has been built since the first human, the creation stories and is attributed to men... but ultimately the story of worshipping power or coding themselves with power, will turn into expressing themselves with power. This does not appear only in the family, it is the same between man and man, the competition of power. I mean maximizing the power as if it's natural, it appears as the nature of men and people are convinced of this very quickly.”

(Single/not in a relationship, focus group with high school and above education)

11.1.1.2. The tolerance of the society toward violence and the impact of the family on the legitimacy of violence

Most of the people who have participated in the focus groups draw attention to the fact that violence is seen as a part of daily life by the society and to the important role of this situation on the legitimacy of violence. This predominant point of view causes people to pity or feel sad for the victims of violence rather than supporting them. The endeavor to understand the perpetrators of violence stems from the idea that there is always a valid reason for violence. The idea that there might be legitimate reasons behind violence is being manifested by men who try to legitimize themselves by bringing forward subjects related especially to the sexuality of women. This can result in overlooking male violence. This situation may, to a large extent, also cause society to meet the perpetrator's expectation of being forgiven. A young, single participant explained this situation as follows:

“...there is something like this you know; ‘why did it happen’. They are being given the right to explain themselves as if they can give a

⁴ For hegemonic masculinity related studies mentioned sources can be observed: Connell, R.W. (1998). *Toplumsal Cinsiyet ve İktidar [Gender and Power]*, İstanbul: Ayrıntı Yayınları.; Connell, R.W. and Wesserschmidt, W.J. (2005). Hegemonic Masculinity: Rethinking the Concept. *Gender and Society*, 19(6), 829-859.; Coles, T. (2008). Finding Space in The Field of Masculinity: Lived Experiences of Men's Masculinities, *Journal of Sociology*, 44(3), 233-248.; Sancar, S. (2008). *Erkeklik: İmkansız İktidar*. İstanbul: Metis Yayınları.

logical explanation. Like why did you do it, you can convince us by giving a reason. Actually they are giving him a chance. I mean it is something that can be acceptable, depending on its reason. There is a perception that if he didn't beat her in vain, then its ok."

(Single/not in a relationship, focus group with high school and above education)

In the focus group discussions where proverbs regarding society's support for violence have been mentioned, society's perception of love has also been touched upon. Some of the participants who mentioned that sometimes love was being expressed through violence, emphasized the easiness of the legitimization of violence by society with these words: **"In our society there is something called loving by hitting."** Within society, the acceptance of violence as a normal situation and the idea that the conflicts within the family should be resolved within the family present themselves as the justifications of not interfering with the incidents of violence occurring in other families and of the acceptance of these situations as normal. A single, primary school graduate, construction worker participant stated that the reason why domestic violence is socially accepted was the reluctance to intervene with the privacy of the family. The participant explained this situation with these words:

"... If your neighbor is beating his wife in front of your eyes, if it happens inside their house, you can't just go, knock on his door and say, "why are you beating your wife." Because we are a structure, a society like that, I mean we can't say that. Buuuut when we see it on the street we either intervene or call the police, if the man has a sharp object in his hand then you call the police. We can only be helpful in that way, you can't be helpful in any other way."

(Single/not in a relationship, focus group with below high school education)

The statement on the intervention in the incidents of violence against women occurring within the immediate social networks being more difficult is important information for revealing the fact that violence is being tolerated. There have been several people in focus groups who have stated that from time to time they have interfered with incidents of violence which occurred within their immediate social networks. However, generally it has been stated that interfering with incidents of violence within their relatives or immediate social network is not preferred because, later on, it might cause conflicts between people.

One of the participants, who commented on the legitimacy of violence within society, mentioned that culturally, violence was being used to discipline people. Keeping in mind the proverb "Wood bends while it's moist", resorting to violence

to educate and discipline people is prevalent in the society. Especially the use of violence for educating and disciplining women and children is acceptable by society and it is seen as normal. The male-dominant system aims to discipline children starting from early ages and women starting from the early stages of the relationship/marriage using violence. The narration of a married participant which explains that his reaction to his wife in situations where his expectations are not met when he comes home will be effective maybe not at that moment but in the long run, can be given as an example for how women are disciplined at the home by men:

“When the man comes home, naturally, he expects his wife to do some things. He wants her to wash his clothes, he wants his food to be ready, you come home tired from work, and when you come home you expect your wife to prepare the food. I will flip if the food is not ready when I come home. I’ll get angry I mean I’ll react. I’ve worked the whole day, you are sitting at home all day what do you do, I mean don’t you have time to cook one meal... Buuut at some point she has a point too, she takes care of two kids and probably there’s nothing more challenging than taking care of a child... but with all the stress from working and the fatigue, we are forced to react. I mean these reactions are not for that moment. There is no point in yelling and screaming at that moment. I mean, it is already not ready; the reactions are for ensuring that it will never happen again. So she won’t make the same mistake again, we will react to it, so it won’t happen again. If it happens twice, we mitigate it to once.”

(Married for more than 3 years, focus group with below high school education)

The expression **“these reactions are not for that moment”** stated by a young, newly-wed man while explaining the method that he uses to “discipline” his wife, points to the fact that men feel obliged to discipline women. Another participant, who mentioned the use of violence, especially physical violence, for education and discipline, stated that this method is used more commonly in families living in rural areas. A participant with a PhD degree, who gave examples from his own family, mentioned that violence became more visible with the increasing number of people living in urban areas. He mentioned that the violence which was accepted as “natural” and “normal” in rural areas was being exerted by men to women and children, and by women to children:

“...but in the old days in rural areas it was defined as more natural I think, in village life, husband beating his wife, the beating of children were more standard and there were also more births. Maybe it was not even an issue. In cities, now sometimes it ends in the police

station... My grandparents my father's uncles ... when their daughter-in-laws argued, they would all take them home or to a room and beat them, I mean the village would talk about it; but I mean it was sort of a ritual like ending the fight, decreasing the conflict. In this sense the violent acts of men, are like mothers beating the children, I mean seeing women as children, seeing them as people that should be disciplined by beating, to make them shut up, seeing them as people whose whining should be stopped or controlling the uneasiness between them... It is seen as a discipline thing...It is like the mother who disciplines the children whose mental things are not stable, that is to say women are seen like that too and it is being carried out as a natural role."

(Single /in a relationship, focus group with high school and above education)

The lifestyles and the family relationships of men and women in the families in which they have been raised have a significant impact on the legitimization of violence by the society. The words of the participant, who mentioned the acceptance of women's and children's battery in villages as a normal situation, between the lines, highlighted that just as women did not trust the mental capabilities of children, while they disciplined them, women were also scorned by men.

The discipline and education process that starts in the family demonstrates that the upbringings of children was important for violence against women. The literature on violence against women reveals that the majority of both the victims and the men and women, who are perpetrators of violence, have been raised in families where violence was experienced. Witnessing violence can increase the tendency of exerting violence in boys and the tendency of accepting violence in girls and consequently, affect the normalization of violence. The intergenerational transmission of violence has been mentioned by most of the young men who have participated in the focus group discussions. A single, 28-year-old participant, who has talked about the roots of violence, defined the intergenerational transmission of violence as **"a chain cycle"**. He talked about a violence that is not limited only to the family and which originates from being a warrior society:

"It, in fact, originates from our current situation ... this kind of a chain cycle is always formed. The mother of the mother did it to her or the father of the father did it to him, one did it to another one, another one did it to that one... This continuum is going on and on. I mean there is violence, yes... There is violence... It happens because we are the descendants of warrior societies; we really employ the technique of inflicting violence. I wonder if it is the basic origin of violence. It

all originates from being the descendants of warrior societies, there is always violence, we are always constantly displaying our power, oppression.”

(Single/not in a relationship, focus group with below high school education)

The physical violence used for education and discipline also serves the aim of ending the current problem and, when there is a problem, it is aimed to be solved by resorting to violence. A focus group participant expressed the occurrence of physical violence after the arguments in his family as relief. He clearly stated that in his family, physical violence was perceived as a method for solving problems with these words: ***“my father would you know, then my mother, they would rant and rave. We were kids we would want them to argue right away and be over with it. And then we would hear noises...”*** The same young man, after sometime during the focus group discussion, confessing that he too slapped his girlfriend once, associated the violence that he witnessed and experienced in his family with his violent act. The participant believed that the reason behind the violent acts of his father was the aim of raising him as a “man” and he explained this situation with these words:

“Maybe it is a method of upbringing... I am a man, for example my father raised me by beating me. He raised me by beating me up, maybe he thought that it was necessary. Like it should be like this. Make him a man by beating, hitting, belittling him a little, by making him rebellious”

(Single/not in a relationship, focus group with below high school education)

The methods used by the family while raising their children are mentioned as one of the factors that can especially cause boys to inflict violence in the future. Many focus group participants have touched upon this subject by giving examples from their families and have mentioned that the violent acts of the father toward the mother can pave the way to the normalization of violence:

“... if a person uses violence it first comes from the base. For example, it comes from the upbringing of the family, whatever he sees from the family... For example, if I, you know, God forbid, use violence against my wife in front of my child, for example in the future, he will do the things that he saw from his father from his family, he will use violence against his wife, children. The most important thing... it originates from the upbringing of the family.”

(Married for less than 3 years, focus group with high school and above education)

11.1.1.3. Men's perceptions of "betrayal" and "honor"

Among the reasons for violence mentioned in the focus group discussions, men's perceptions of honor and opinions on betrayal constitute an important place. In the discussions on the definition of honor, although there were participants who defined honor as "**hard work**" and "**bread and butter**", linking honor with sexuality was more common. Especially most of the participants with below high school education defined honor with sexuality and stated that it was more important for married women. A single participant with below high school education who defined honor as "**protective instinct**" or "**when you say honor then he is your owner, your husband is your owner**" stated that honor was very important for him and his immediate social networks, and explained that violence could be acceptable for the protection of honor.

In the focus group discussions, men tolerated violence against women the most regarding subjects related to honor. Most of the men mentioned the subject of betrayal, and in the examples that they gave for violence against women, they stated that men were right to resort to violence in cases where their wives cheated on them. The participants stated that when men were cheated on, they could not think and may resort to violence, even when talking about imaginary situations. The participants, who gave examples about cheating, used statements aimed at justifying the violence:

"...there is this life for instance: I'm married I have kids, I go home, bam, there is a man in my bed near my woman. Who will help me? I mean I caught them in bed, I mean excuse me but that is betrayal. I mean at that moment my brain is gone, what can I think and who will help me at that moment?"

(Single/not in a relationship, focus group with below high school education)

A woman's betrayal, and sometimes the suspicion of betrayal, which has been mentioned as a situation that concerns the honor of men, may reach the point where women's right to life is deprived of them. In another focus group discussion conducted with single men, a 34-year-old primary school graduate participant, after stating that for him and his immediate social networks honor evoked sexuality, he calmly remarked that in case of betrayal, beyond violence, even murder could be considered with these words, "**If I were married, why would I kill my wife. If she cheats on me then I'll kill her, maybe I won't even blink an eye.**" Thereupon, other participants have also mentioned a general acceptance that betrayal is inexcusable and may even be punished with death. One of the participants generalized this state of mind and extended the geographical boundaries of the subject with these words, "**definitely 90% of men in the Middle East and Turkey**

have this attitude". The impact of these narrations, which legitimize violence in case of betrayal, shows how violence can be accepted and how men influence one another. After these narrations, the conversation among single young men points out that most of the men harbor the possibility of inflicting violence:

"K: I witnessed this, I know a lot of men who give the answer 'honor never changes my friend' to someone who says, 'I would have done the same thing'.

A: Yes, there is something like that, just like that other friend who said 'I would kill her if she cheated on me'. Maybe no one can keep their cool, no one can say, 'I wouldn't have killed'; maybe they cannot keep their cool. Maybe, even I can do it too, I don't know I wouldn't want anyone to be in that situation. I don't know what I would do in that situation."

(Single/not in a relationship, focus group with below high school education)

Even men's suspicions of betrayal caused by their jealousy, bring forward the easy acceptance of violence against women or murder. Although single or married focus group participants frequently talked about betrayal, they hardly ever mentioned cheating by men.

11.1.1.4. Women being aware of their rights and their "disobedience"

Concerning the reasons for violence mentioned by men, it is observed that there is a tendency of blaming the victims of violence for the violence perpetrated by men. This approach of blaming women, regardless of educational level or marital status, has been mentioned by men who are in favor of traditional gender roles in man-woman relationships. Some of the young men stated that **"educated"**, **"independent"** women who were **"aware of their rights"** were being subjected to violence more prevalently. The statement **"deal breaker"** used by one of the participants for independent women demonstrates the endeavors of women who try to change the traditional gender roles attributed to them, and draws attention to the fact that this situation causes violence. Women becoming conscious of their rights cause them, unlike the previous generation, to be disobedient. One of the focus group participants who expressed his discomfort with this situation, stated that women who step out of their traditional roles in protest irritated men and that women who protest in streets, chanting slogans against men triggered violence:

"Why does violence happen, for example, I read it in the newspaper, I also watched it on the TV, they hold a banner. Against the violence they wrote "we are not the honor of anyone" they wrote something like this. Well those words are wrong, women holding that banner,

saying a word make men angry. It really triggers something against them.”

(Single/not in a relationship, focus group with below high school education)

Just like stating that defiance of women triggers violence, in daily life a woman “talking too much” is also considered as some form of resistance or disobedience and has been stated among the reasons for violence. According to the narrations of men, men who feel desperate about this situation may resort to violence. After emphasizing the problems encountered by men in professional life, the narration which justifies men’s use of violence, **“maybe it’s despair, ... the intention is to stop her from talking. Because I see that many men are suffering from nagging wives. She constantly nags and talks and I think that after a certain point he has to hit her to silence her”**, blames the women more than the men and refers the situation women not being silent as a reason for violence. There are also participants who defended that educated women were more frequently subjected to violence and that they concealed the experienced violence.

As opposed to participants who pointed out disobedience as a reason for violence, there are also some who have stated that women from rural areas, who are not supported by their family and who cannot stand on their own feet, are more widely subjected to violence. By giving examples from acquaintances from their own immediate social networks, participants have mentioned that being in a more traditional relationship increases the risk of women’s exposure to violence. Factors such as women raised in traditional families not being able to benefit from educational opportunities, and not having their own income, have been mentioned as increasing factors on the impact on violence. A participant, who is working as a police officer, taking the applications to the police station into account, explained the impact of women’s lack of support on violence with these words:

“...If ladies have a person that they can turn to, for example, in terms of work, family, then the possibility of being subjected to violence decreases for that person. Because then they don’t place importance to these kind of things; but if the lady feels dependent on her husband, you know, if she can’t find moral and material support. It looks like a factor that sets the ground for violence. Again this is a situation that can increase when the educational level decreases or when the opportunities, in terms of work or anything like that, are limited.”

(Married for more than 3 years, focus group with high school and above education)

A participant, who has been married for six years and who argued that agreeable behaviors of women protect them from violence, explained that they did not have any problems with his wife for the last four years with the change in his wife's behaviors. From the narration below, it is seen that the advice given by an old woman from the man's family to his wife has made her obey her husband more, compared to the past and that this situation has relieved him, although the impact of this on their relationship is not known:

“...the money that I earned wasn't enough. Then I laid hand on my wife... I don't like it either, I resent it too not being able to buy something that you want... I mean I work for the kids, for you anyway. Sometime thereafter, after I hit my wife, my father had an older relative. She is 65-70 years old. She said to my wife “we” she said “when we were young our husbands would go to the coffee house in the village, we would go to the field, when we finished our work there, we would come home, prepare the food. If the food was not ready when they came home, then we would get beaten”. I mean this is something that a narrow-minded person would do. “Now you have a dishwasher” she said, “you have a washing machine”. “You have everything at your hand. You have an oven. For you what is the difficulty of being a wife?” she said... Then she thought about these and changed herself. Since then it's been four years, we didn't even have the littlest argument caused from my wife.”

(Married for more than 3 years, focus group with below high school education)

These opinions which defend that women experience violence because of their disobedience, and that their obedience will eliminate violence have been mentioned by men who side with traditional gender roles. However, in the same focus group discussion, it has also been emphasized that the women who obey the rules of the men also experience violence. This reveals that women acting according to their traditional gender roles do not prevent their exposure to violence:

“ ... but really even the women who try to play according to the rules of the game can be exposed to violence the more they obey the rules of the game.”

(Single/not in a relationship, focus group with high school and above education)

11.1.1.5. The responsibility of men as the breadwinners

The responsibilities of men as breadwinners attributed to them by traditional gender roles cause men to prevalently mention economic problems as the reasons for violence. The financial problems or pressures, exhaustion, and disgruntlement

encountered in work life are mentioned as the reasons for domestic violence. Especially men who stated that they faced problems in their work life, who are mainly uninsured workers and who worked for minimum wage mentioned economic problems as the main reasons behind the tension in the family.

The traditional gender roles which attribute household chores and child care to women and the responsibility of being the breadwinner to men put pressure on men as much as women. In the focus groups, married participants who were responsible of being the breadwinner of the family mentioned that not only the financial problems, but also the problems in work life put them under pressure. Men, who come home tired and with problems such as long working-hours, not being happy with their work lives mentioned that it was difficult for them to meet the demands of their wives or children. A participant explained the tensions in the family caused by the attention wanted by his children with these words:

“Why men use violence... for example if your wife doesn't pressure you or your kids do not smother you with attention, you show some affection to your children, then they hop on you, you say “son go away”, “daughter go away”. If the child does not understand you then you let's not say violence but you [shows the gesture with his hand] harshly seat them. Then what happens, they get offended, get cross with you, they get angry. Then your wife reacts “why do you act like that to the children”... I mean the disturbance in the family can also be caused by the children.”

(Married for more than 3 years, focus group with below high school education)

Although economic problems have been pointed out as reasons for violence, it has been mentioned that men with no economic problems also resort to violence. A single participant who was raised in a worker family emphasized that violence was unrelated to the economic situation with these words:

“My point of view is like this, I think all of us are children of worker families. Since we do not have economic independence, since we were raised like that, we bring economy to the forefront. I think that violence and economy are not linked. If you are from working class ok then they are related, but I mean the man has millions in his pocket. He goes, sleeps with the woman and then kills her and leaves. Violence is as simple as that.”

(Single/not in a relationship, focus group with below high school education)

11.1.1.6. Alcohol use of men

Many studies⁵ have revealed that men who inflict violence on their wives or intimate partners are more likely to have bad habits compared to non-abusive men. Frequent alcohol use has been stated as a factor that increases men's violent behaviors. The trigger effect of alcohol on violence has also been mentioned in the focus group discussions of this research. One of the single participants with below high school education stated that alcohol was seen among the reasons for violence, referring to his observations from his social circle: **“the moment of argument, the moment of argument between spouses ...is generally the moment when the man is drunk”**. Another participant with similar ideas has linked the use of violence directly with the use of alcohol:

“... People do this when they lose themselves. And the reason why they lose themselves is the fact that they are drinking alcohol at that moment. There are many men who beat their wives after drinking alcohol. A person who normally... gets along well with his wife and children can get angry at small things that wouldn't normally bother him after drinking alcohol and can use violence.”

(Single/in a relationship, focus group with below high school education)

Another opinion of men on alcohol was that women should be more tolerant toward men who use alcohol. For example, a participant who conveyed an argument that he witnessed on the street, defended that the women's intolerance toward drunk men was wrong:

“...She says “I don't want you” ... “You don't take care of your house”, “You drink and then you come and disturb”... he says “go away”, “I” he says, “okay I will get better” he says... If you don't meddle with a drunk man, he will never hurt the other person. What are his thoughts, he is drunk at that moment... But ladies do not approve of alcohol, they say “this and that, I don't want my husband to drink”. I mean let him be, he drank that day, am I wrong? Let go, let him go and sleep on the couch you go and sleep in your room, am I wrong, don't cause trouble. She slowly sets the ground for violence herself. This is it.”

(Married for more than 3 years, focus group with below high school education)

Another single participant with high school and above education, who emphasized women's disapproval of alcohol, stated that expressions like, **“when**

⁵ Obtained from the report which compiles the data of 155 studies conducted by WHO in 81 countries in 6 regions (Africa, America, Central Mediterranean, Europe, Southeast Asia and Western Pacific) WHO (2013). Global and Regional Estimates of Violence against Women: Prevalence and Health Effects of Intimate Partner Violence and Non-partner Sexual Violence. Geneva, Switzerland.

you come home they say “hope you choke on it!”. Women always use expressions like “do this” “do that”, annoy men. In another example regarding men's use of alcohol, for a man who inflicts violence on his wife after drinking alcohol, the reason why he drinks has been linked with the behaviors of his wife. The below narrated example, demonstrates how society, which has a low tolerance toward alcohol, has more tolerance toward violence against women:

“... one night we were sitting together with my roommate’s mother late at night on the balcony, ... in the opposite building... a man and a woman were yelling at each other. ... Then something fell from the balcony, it was dark I couldn’t see much. The next day we learned what happened. The man had serious problems, he was beating his wife, alcohol and so on I mean in short he had all the clichéd bad husband traits. The woman had filed for divorce, the man thought that “I am drunk... then what should I do I should beat her” and he went to her house. The woman falls down trying to go from one balcony to another... I learned this incident from my roommate’s mother... In this situation she, even though she is also a woman, said this. “I mean maybe the woman had a boyfriend or something, so her husband became alcoholic”. I mean in Turkey... not just Turkey, around this geography I guess women in any situation have this tendency to see themselves as faulty.”

(Single/in a relationship, focus group with high school and above education)

11.1.2. The reasons for violence from the points of view of men who have injured or murdered women

Within the scope of the research, through interviews with 12 men, who have been punished due to their violent acts against women, it is aimed to understand their opinions on violence against women in light of their own experiences. Two of the interviews were conducted with men who were receiving training within the scope of their probation and 10 of the interviews were conducted with men in prison. All of the interviewed men were married and received different forms of punishment for injuring or murdering their wives. While 7 of these men were in prison for murdering their wives and 3 of them for injuring their wives, 2 of these men were on anger management training within the scope of probation. The men who murdered their wives primarily used guns, then knives and in one case a belt. From the narrations of these men who received different forms of punishment, it is seen that while talking about the reasons for violence against women, they do not care about violence and they have the tendency of justifying themselves by blaming the women. Two different tendencies are observed in the narrations of the men on their incidents which resulted in injuries/murders:

- Injury or murder occurring as a result of an “accident”,
- Blaming the murdered woman and explaining the reasons behind the murder

The interviewed men generally believed that they did not deserve the punishment that they received and showed their wives and other people as the reason for their punishment. These men blame the women or the people around the women for reasons like continuing the behaviors that they “do not approve of”, not being “a good mother” and “a good wife” or cheating. In these accusations, the impact of being in the same environment with other men who have committed similar crimes should not be overlooked.

11.1.2.1. Injury or murder occurring as a result of an “accident”

The studies on violence against women reveal that abusive men do not want to dwell on this subject because they do not accept it or care about it. Similarly, some of the interviewed men in prison do not accept that they have injured/killed their wives and they claim that the incident has occurred as a result of an accident. The narration of 46-year-old high school graduate A., who has been sentenced to 24 years in prison for killing his second wife, can be given as an example for the denial of murder attitude. A. stated that he loved his wife, he did not want to kill her but he caused her death. When talking about the incident that caused him to be sentenced, A. preferred to briefly elucidate the moment that he killed his wife, after explaining his relationship with his wife and his wife's family at length.

While A. talked about the moment that he killed his wife, although he narrated his situation in detail, he stated that he did not even understand that he shot his wife and that the incident was an accident:

“Meanwhile my wife was having an argument with someone inside. I didn't go in; I didn't want to be a part of the argument. I said I'm leaving... then I learned my suspension decision had ended, I didn't know about it... Threats, insults, swearing at me... but they won't let me out, they locked the door. There was a spare key in the house, I found it. She said, 'this will be the last one,' I packed my things. I took my gun from behind the wardrobe. I was both trying to get out and to find the keys. My hands were full with stuff and in one hand I was holding the gun, I was trying to find the right key. Meanwhile they were still swearing at me. Then we heard, “bam”. But I hadn't loaded the gun I didn't aim and shoot. My sister-in-law was surprised, meanwhile my wife still continued to swear at me so I thought it missed her. Then my sister-in-law said “give me the keys, I'll open the

door”, I gave them to her and got out. My sister-in-law didn’t see her get shot even though she was inside with her. When I was heading outside she said, ‘you shot my sister.’ From downstairs I called the ambulance and the homicide desk. They said to me, ‘you don’t have to wait there, come to us.’ Then I called the regular police, they also said ‘come to us.’ I went to Kızılay, to my friend’s office. When I pulled myself together I called the police they said to me, your wife passed away’ then I turned myself in.”

(46 year old, high school graduate, prison interviews)

While A. was working with his father in their own service vehicle, he had an affair with the relative of one of the workers in his service vehicle. When the woman that he was seeing got pregnant, the father of two, A. got married for the second time after he got divorced from his first wife. Because of the divorce, his relationship with his parents went bad and he became a taxi driver after quitting their joint business with his father. He had two sons from his second marriage. During this period his sister-in-law started to live with them to take care of the children and A. had some problems with his sister-in-law and his wife's father. A. did not like the woman that his wife's father got married to and he was uncomfortable with the debt of his sister-in-law at the grocery store. Moreover, his wife, who was disturbed with their financial status, wanted to work and got a job at a real estate agency. A. received a suspension decision due to the violence, which occurred on one new year's eve, when her father-in-law and the wife of his father-in-law were at their house. Meanwhile his wife filed for a divorce. During the period of the suspension decision, his wife called him because she couldn't afford the expenses of the children, who got bronchitis, and this situation resulted in them getting back together. After his wife decided not to get a divorce, they tried to save their marriage and succeeded for the first one or two months. He stated that he caused the death of his wife when his gun went off after his wife said 'this time it will be final' and she started to pack her things to leave the house

(46 year old, high school graduate, prison interviews)

Another 33-year-old man, who injured his wife, also stated that the injury was an accident. While he narrated the incident, he at first explained the problems that he had and his mental state:

“I was very depressed, a while ago I fell from the stairs. I had surgery, I had cracks in my urinary tract, I had two surgeries outside and one in here, it is going to be a permanent problem. At the same time my business started to go down. I could have seen a psychologist, psychiatrist, I was in that kind of a situation. That day I was playing with my gun, the spring of my gun was broken, I was trying to fix it. Then my wife came in, we started to argue again she was complaining like ‘you don’t have a job, you’re just sitting like that.’ She held the gun. Just then the gun went off [from his arm to his neck, he shows the trail of the bullet with his hand] since the bullet was slow it went in from her arm it went in her body like this and first it went under her shoulder, from there to her neck and from there it went to her spinal cord”.

(33 year old, primary school graduate, prison interviews)

Similar to the men in prison, a 51-year-old secondary school dropout man, who has been sentenced to probation, also associated the injury of his wife with himself a little and mentioned some kind of an accident:

“That day I slapped her twice. And she was getting her whole teeth done, she was getting artificial teeth and all. In here [shows the corner of his lip] she had a wound, that wound had bled. She took a ten-day report from the oncology hospital. Then we ended up in here, I went before the court.”

(51 year old, secondary school drop-out, prison interviews)

11.1.2.2. Blaming their wives that they killed and justification of the murder

Regarding the incidents of violence against women or femicides, men generally try to justify the murder and blame the wife whom they injured or killed. In most of the incidents, **“jealousy”**, **“betrayal”** or **“suspicion of betrayal”** have been emphasized. By the young men who participated in the focus group discussions, betrayal was given as one of the reasons for society's approval of violence. In line with the opinions of the young men, the men who have killed their wives not only justified themselves but also mentioned “betrayal” as a justification which is in line with society's understanding of honor. The narrations of 39-year-old, secondary school graduate K. who murdered his wife, reveal the society's approach to honor and how violence is legitimized in case of a betrayal.

K., against the will of his family, lovingly married his wife and he had a son from this marriage. Right from the beginning of the marriage he was discontent about his wife not taking care of the house and the child enough and coming home late. They had a problem when his wife wanted to work and the tension increased when she went to a training course to get a security certificate. His wife left her home saying that she was going to the training course and did not come home for a while, then she came back home and left the house again. However, when she left the house again, the child had stayed with K. K. filed for divorce, but in the meantime, his wife stated that she wanted the child. When K. said that he would not give her the child, his wife threatened to kill him. K., who worked in a döner shop, brought two döner knives home with him because he was intimidated by the threats. While he was waiting for the shuttle bus, his wife came and they had an argument about the child. K., who said that he was disgraced in front of his friends when she swore at him, killed his wife with the knife. He expressed the moment that he killed his wife by saying “I saw red”.

(39 year old, secondary school graduate, prison interviews)

The narration of K., who murdered his wife, is aimed at justifying himself let alone feeling guilty. K. always mentioned the things that his wife did. K. tried to justify himself by stating that his wife threatened to kill him, cheated on him, tried to take his child away from him and humiliated him by showing up at his work place.

A 32-year-old primary school graduate man who killed his wife put forward the betrayal of his wife to justify the murder with these words, **“Why does this man**

beat her? In some situations it can happen. It will happen when there is cheating. We, Turkish man, our honor is wounded by this situation. Men are jealous.” and mentioned that in case of a betrayal, murders are acceptable. A 49-year-old primary school graduate man who has been imprisoned for injuring his wife similarly mentioned that the reason behind women not listening to their husbands might be related to cheating: **“She either doesn’t listen to the man or there is something else behind it. Then she goes down different roads. She finds a boyfriend. There is internet, phones. You can’t follow them all day. If not, why would the man shoot her for no reason, murder her.”**

Although men do not clearly express the occurrence of betrayal while justifying the violence and murders, they frequently mention that cell phones or social networks like Facebook increase the cheatings and that they have suspicions about their wives cheating on them via these means. For example; 46-year-old high school graduate A. mentioned that he was uncomfortable with his wife having many friends on Facebook, he was doubtful of her furtive phone calls and that they argued about this situation.

It is striking that the expressions used by men in their narrations regarding violence, are similar to their defenses that they made in the court. Since it can bring up the issue of reduced sentence due to unjustifiable provocation⁶, for men who have been imprisoned for murdering their wives, selecting their words carefully is important, especially for a person with continuing lawsuits. Men emphasize the faults of their wives whom they murdered or injured and in many cases they mention betrayal. In the murders, after the suspicion of betrayal, the negative mental state of men and an unexpected situation happening while they were playing with or cleaning their guns have been mentioned.

Among the men who have murdered their wives, the feeling of remorse has not been stated frequently. The ones, who have been feeling remorse, have expressed their concerns about their own and their children’s lives. A 32-year-old man who has been sentenced to 20 years of imprisonment for murdering his wife mentioned his distress caused by not being near his children with these words, **“I wish it hadn’t happened. I saved her but sacrificed myself. The children have no one now. I’ve been sentenced to 20 years of imprisonment. I mean is it worth it? The day I was going to be with my kids, this happened.”** However, he did not mention any remorse for murdering his wife. He expressed the things said in the prison about remorse with these words: **“Everybody feels sad. Everybody wishes it hadn’t happened. My three children are left alone now. Even though I have taken one life they felt sad because its punishment is harsh.”** Here, with the

⁶ None of the interviewed men have received reduced sentence due to unjustifiable provocation. However there is one man with a continuing lawsuit. Nevertheless, in some of the narrations of the interviewed men, it is seen that they have used memorized statements in order to get reduced sentence due to unjustifiable provocation during their lawsuits.

expression **“even though I have taken one life”** he states that his punishment is more important than murdering his wife. Similarly, it has also been mentioned that men generally find their punishments to be too severe.

K. who has been sentenced to 15 years of imprisonment stated that he killed his wife for his honor and he did not mention any remorse. On the contrary, he stated that he was right to murder his wife and that the society also thought like him:

“Media exaggerates this. You know I have killed my wife, and the state couldn’t protect her, a woman was murdered. Okay but ask him the reasons why he killed that woman. Like for example; a man gets angry and kills his wife because she didn’t cook. Another man kills his wife because of his honor, his wife cheated on him. They give both of us life imprisonment. There is no justice in this. When I went before the court, they gave me aggravated life imprisonment. They gave normal life imprisonment for the other guy. Then I was sentenced to 15 years of imprisonment.”

(39 year old, secondary school graduate, prison interviews)

Even though the men who have been imprisoned for murdering or injuring their wives are responsible for the deaths or injuries of the women, they mention the behaviors of their wives and bring forward similar justifications. Most of the justifications mentioned by the men are on the issue of “betrayal” which is anticipated to be substantially accepted by society. Some of the imprisoned men were shocked that their justifications of the injuries or murders that they have caused were not enough to save them from being imprisoned. It is seen that even though they have especially mentioned issues like “betrayal” and “honor”, they have had difficulties in accepting the punishments given to them by male officials. Within this context, for most of the imprisoned men state officials were also guilty for not understanding them and for standing by the women they have murdered even though they have blamed the women.

11.2. Opinions of men on the combat against violence and Law No. 6284

In this section, the opinions of men from different groups on the legal status in Turkey for combating violence against women are addressed. The awareness levels and the opinions of young men, men on probation and men who have been sentenced to imprisonment for murdering/injuring their wives on the Law No. 6284 are presented.

11.2.1. Information on Law No. 6284

Law No. 6284 on the Protection of the Family and the Prevention of Violence against Women has been in force since 2012, with the aim of *“protecting the women, the children, the family members and the victims of stalking, who have been subjected to violence or are at risk of violence, and regulating the procedures and principles with regard to the measures of preventing the violence against those people”*. Within the scope of this Law, which adopts a fair, effective and speedy method and is based on basic human rights, sensitive to the equality of men and women, applicable to the social state principle, it is stated that the special measures that protects women from violence cannot be interpreted as discrimination.

It is observed that most of the male participants with different educational levels, marital statuses and professions did not have sufficient information on the Law. Even though these men did not have enough information on the Law, they stated negative opinions on it. These negative opinions should be evaluated as significant findings for indicating that men are intimidated by this Law.

The men obtained information related to the Law through media or their immediate social networks. While the men, who have been imprisoned due to their violent behaviors against their wives, are generally aware of the information that concerns their situation, the men who are on anger management training within the scope of probation are less aware of the Law. Unless young focus group participants' themselves or someone from their immediate social networks has encountered any problems related to violence or unless they are involved in this field for professional purposes, then they are either scarcely aware of the Law or their information is hearsay. Only one of the participants from the group, which consisted of participants with high school or above education and who are married for more than 3 years, has referred to the Law by its name as “Law No. 6284”. He has stated that he has extensive information on the law because he is specifically interested in the subject. The information of other young men on the legal dimension of violence against women is generally based on the news heard from the television and newspapers. They have attained information on this subject by coincidence or through magazine media.

Some of the young participants reflected that they were not optimistic about finding a solution to violence against women and they did not believe it was possible to achieve improvements in this field through legal regulations. The participants, who do not believe that violence against women can be prevented, think that because of this, there is no need to be informed about this

subject. Furthermore, the difficulty of being aware of the laws in general and the difficult language of the laws are presented among the reasons for not being aware of Law No. 6284. It can be stated that the pessimistic approaches of young men with different levels of education toward decreasing or preventing violence reduce the interest for the legal improvements achieved in the field of violence against women.

Even though young and educated men have mentioned that some of the legal regulations could be lifesaving for some women, they think that the efforts are not enough. The most important argument mentioned by participants who think that the laws are not enough for combating violence is the fact that the laws are not being implemented effectively. A young graduate student mentioned that the failure to implement the laws was one of the most important problems of the country and emphasized the importance of mentality:

“... In Turkey there is a great deficit between laws and practical processes. I mean, for example, you know how we read about some people in the newspaper. For example [a woman] goes to the local police station and files a complaint and the police send her back home. I mean since Turkey is a very family oriented country, and of course since the family is centered on men... I mean the laws, if it were accordingly with the laws, then Turkey would have been a country with a very different position; because according to the constitution it is social state and there is gender equality... I mean essentially we shouldn't go so hard on the laws, in Turkey there is a great difference between the way we live our lives and the laws that are supposedly envisaged to establish a framework.”

(Married for more than 3 years, focus group with high school and above education)

11.2.2. Opinions on Law No. 6284

When the opinions of the interviewed men on legal regulations related to violence against women and especially on Law No. 6284 were asked; despite their lack of detailed information, they all expressed their opinions. In the focus group discussions carried out with men with high school and above education, who made positive evaluations on the law, the Law was evaluated in terms of positive discrimination toward women.

“...in my opinion positive discrimination toward women is a good thing. I mean either with the law or personal choice, ... positive discrimination is not a bad thing in this sense... I mean in this country there are still incidents that won't go away before my eyes. ... Women are being killed and the state cannot prevent it, the state cannot

prevent this even with these laws. I mean this is something else, a contradiction..."

(Married for less than 3 years, focus group with high school or above education)

In the in-depth interviews, 46-year-old, secondary school graduate S., who has participated in the training organized by the Department Responsible for Probation for inflicting physical violence on his wife, made positive comments on the Law. He stated that even though he was not fully aware of Law No. 6284 and the cautionary decisions, he found the laws positive:

"...Well my opinion on the laws, they are fine, very good. I mean all day we see it on the TV, we see many things. This punishment was very good for me, I mean after this I will look straight ahead. I mean even if people get angry, they should be able to control their anger. You have to keep silent at some point."

(46 year old, secondary school graduate, probation interviews)

A 33-year-old man, who murdered his wife and who reported being aware of Law No. 6284, stated that the Law was a positive attainment and compared the law with the ones in Europe since he had lived there: **"It is a very good law. They also have it in Europe. But we present it without educating our women. You have to educate first, both the man and the woman."**

The negative comments of most of the men on the Law are notable in terms of the Law being a step that shakes the power of men. While expressing his views on the laws, the narrations of a married focus group participant with below high school education, which elucidate that he does not want his wife to be aware of her rights can be evaluated as an example that exhibits the reason for men's negative opinions on the law.

"I mean of course if the woman learns about the law, I mean maybe ours would not read about it from somewhere but when they hear it from someone they will say 'Oh look I have this right. The man gets punished when he slaps me.' When she hears about that then inevitably she will run you over".

(Married for more than 3 years, focus group with below high school education)

The statement of the participant who has expressed the aforementioned opinions: **"... girls and boys are given different roles, they are raised according to these roles. It is the same in marriage, in marriage everyone has a role. You know how the mother, father and the child are different, in the marriage the man has some duties and the lady has some duties. When these duties are mixed or there is an intervention from outside then your patience reaches a limit. .. And so the**

problems that are not shared on time then they become the final straw.”, which explains the problems encountered during the marriage as normal, reveals that he stands behind the traditional gender roles. In the same focus group discussion, it has been stated that there should not be positive discrimination toward women. However, a participant expressed an opposite opinion with these words:

“What I understand from the things that you just said is this. For example; if I inflict violence on my friend, my friend can go to the court and sue me; but when it comes to the things happening within the family why don't we want a penal sanction for it and see this as a situation that can be treated or rehabilitated? I mean for incidents happening in the family they mentioned a proverb that means “don't let them know of your sufferings” or something like that. Does it have to be that way, quite frankly I did not know about this law and I think that it is a very good regulation; however when a woman uses her rights given to her by this law, you know it's her right and she used it, you know she demanded justice, if she gets beaten or if she is murdered because of this then I mean personally I wouldn't want to accept that and I believe that the sanctions should be harsher and they should be more obligatory.”

(Married for more than 3 years, focus group with below high school education)

This debate in the focus group discussion indicates that the opinions of the participants differ according to their approaches to gender roles and to their expectations from marriage. It also reveals the different views on women's human rights.

11.2.2.1. Opinions on some cautionary decisions mentioned during the interviews

For the prevention of violence, within the scope of Law No. 6284 on the Protection of the Family and the Prevention of Violence against Women⁷, it is envisaged to take cautionary decisions in regard to the victims and perpetrators of violence, ex officio or upon a request, by the judges, law enforcement officers and administrative chiefs. The protective cautionary decisions concern the people protected within the scope of this law and the preventive cautionary decisions are taken in regard to the perpetrators of violence.

The cautionary decisions mentioned in the interviews conducted with men are mostly preventive cautionary decisions taken in regard to the perpetrators of violence. It is seen that the opinions on these decisions generally consist of

⁷ Law on the Protection of the Family and the Prevention of Violence against Women. (March 20, 2012). <<http://www.resmigazete.gov.tr/eskiler/2012/03/20120320-16.htm>> (August 25, 2014)

statements and examples that aim to victimize men. The decision **“to move from the shared dwelling or the vicinity immediately and to allocate the shared dwelling to the protected person⁸”** taken in regard to the perpetrators of violence, which was expressed as suspension from the dwelling in the interviews, was stated the most by the men. This preventive cautionary decision, which is taken by judges of the family court, can also be issued by law enforcement officers in cases where delay is considered to be risky. Many participants mentioned the possibility that the decision of suspension from the dwelling may impel men to inflict more violence, rather than dissuading them. A PhD student elucidated this decision to be degrading for men. He also defined this decision as a punishment and stated that men inflicted more violence with the anger caused by being suspended from their homes:

“...the decision of suspension makes people from the man’s neighborhood or immediate social networks say, ‘look he got punished’... maybe this is something important for the man, maybe it is humiliating. You know it is like ‘I have been punished because of a woman.’ I mean it becomes an encouraging punishment rather than an instructive punishment method. It’s like ‘because of you I couldn’t come to my house for three months.’ This punishment may cause more violence when he gets home. That’s why I think that in these situations the punitive implementations should be selected carefully.”

(Married for more than 3 years, focus group with high school and above education)

Similar to the narration above, many participants defined suspension from the dwelling as a punishment and found this decision degrading. However, the aim of this preventive cautionary decision is to prevent the collateral damage of women and, if any, their children. In the first part of Law No. 6284, the first article, which regulates the procedures and principles for the combat against violence, paragraph c states, “the cautionary decisions taken for the victims and perpetrators of violence are implemented with respect to human dignity and honor”. The “degrading” situation mentioned by men arises from the fact that the cautionary decisions are being issued because of a woman. The “because of a woman” expression mentioned in the narration above, reveals that women are seen as second class in the society and that being suspended from the dwelling because of a woman is perceived as an insulting situation. The points of view of the men, who mentioned this opinion, represents the view that emphasizes their anxiety related to the loss of their status in the society, rather than the prevention of violence against women.

⁸ Law No. 6284 Article 5 (1b)

While passing his opinions on the laws, 46-year-old A., with incomplete primary school education, who has been imprisoned for murdering his wife, expressed his reaction against laws protecting the woman even in cases of women's betrayal by suspending the men from the house, with these words: **"... for example right now adultery is not illegal, I mean if you catch your wife with another man it is not illegal. You catch your wife and then you are being suspended from the house so you don't kill your wife"**.

The positive discrimination of Law No. 6284 toward women for combating violence against women has been criticized by most of the men. Despite their lack of information, the general tendencies of imprisoned men, concerning the laws, were thinking that the recently enforced laws support women and men were victimized by this situation. Men who have murdered their wives, complain about not having been asked the question "why did you kill her" and not being able to find a setting where they can tell about the injustices that have been done to them. Therefore, the investigation of the reasons behind the murders caused by violence and executing studies regarding the stages which lead the men to inflict violence have been stated the most.

Men, especially men who have murdered their wives and received a long term sentence, who complain that the state supports only women blame their wives for being the reason for their situation. Men, who have stated that women were supported with the Law, frequently mentioned that men were victimized by this situation and have criticized the state for not protecting men, even if they have committed murder. The opinions on the government's particular support of women stated by imprisoned men has also been expressed in some of the focus group discussions. A participant, who mentioned that the women were more informed, complained about men being found to be wrong:

"Most of the women nowadays are informed. They learn everything using technology. They are involved in everything like computers, televisions, internet. The state establishes a new law every day and always tries to prove women to be right. And maybe they are doing these to prevent violence, to protect women from violence. But that is wrong too... it is the trial of the man but he is found to be wrong at everything".

(Married for more than 3 years, focus group with below high school education)

After men expressed their displeasure with the protection of women through the Laws, they emphasized how much their wives have provoked them, with the aim of proving that they are right. A 32-year-old man with two children, who stated that he had injured his wife with a bread knife, expressed that he regretted it,

but he did not know the laws would punish him this harshly. While explaining that he used the bread knife because his wife was texting other people, he criticized the police, the judge and the lawyers for not standing by him. Furthermore, while talking about his judicial process, he also mentioned that the element of provocation was not considered extensively:

“Both the police officers and the judge were very gentle. They did not have any behaviors that intimidated me. The judge imposed a penalty on me just in the second hearing. That really upset me. I wanted to be able to express some things. 20 years is actually a punishment for murder, but mine was bodily harm. I couldn’t understand why I was punished that fast. It happened just in 2,5-3 months. I accept that I’m guilty, but I couldn’t make them report the provocation in the file. Just because I gave one single wrong digit of the phone number where the messages that I saw went to, I was sentenced to 20 years. I did not receive a good conduct time or else. The lawyer that the state provided for me just sat there and said we want his release that’s all.”

(32 year-old, primary school graduate, prison interviews)

As it can be seen in the narration above, he is sincerely surprised at the 20 year sentence that he received, despite the gentle behaviors of the police officers and the judge. This shows that he is used to the privileges given to men by the society, and that he expects understanding from the public officers who are the same gender as himself. The complaints that start with **“yes I have taken one life but”** and continue with **“they did not ask me the reason”**, indicate that men think they are right.

Men who have evaluated Law No. 6284, have criticized the state for only focusing on the result and not taking any steps toward the process that lead men to that point. Along with the imprisoned men, some of the focus group participants have also emphasized the importance of the process that leads men to inflict violence. The narrations of two participants reveal that there is an outlook for justifying violence and from the perspective of the men, blaming the victims of violence rather than the perpetrators of violence:

Ö: I mean then when they go to the courthouse they should listen to them, why did the man beat his wife? I mean why is she being subjected to violence, they should listen to these... I mean what happened, okay the woman went and took a report, a health report, she took a report because she was being beaten then gave it to the police station, okay the man is guilty okay, but why is he guilty, what

did the woman do, why did she bring him to this state?

V: What is discussed is the result...I mean it is the result that is always being discussed. What the five of us here are trying to say is that we are impelled to inflict violence. I mean we all see people shout, fight, and then we see that it results in violence so we discuss about violence."

(Married for less than 3 years, focus group with high school and above education)

Some of the focus group participants stated that there was a significant pressure on men and that the state should restrain people before they reach to the point of resorting to violence. It has been stated that the pressure on men created by the impossibilities caused by various different reasons which range from the upbringing of a person to economic conditions is reflected as violence against women:

"In fact the state also tries to discuss the results, violence against women or femicides. They need to address this situation from the beginning, not just the results. Where should we start to educate the people, what should we focus on? This should be discussed...people die every day, they are murdered, beaten or they beat people. So these are results, we could solve this problem from another dimension okay?"

(Married for less than 3 years, focus group with high school and above education)

It can be stated that there is no significant difference between the opinions of focus group participants and the imprisoned men as regards Law No. 6284. Focus group participant young men have also stated that they are uncomfortable with the laws protecting women more than men. Similarly, the statement of the 46-year-old high school graduate A. who has murdered his wife: **"the law gave women such power that it is like women have their big brothers behind them at all times"** indicates that men consider the state against them. Father of 3 children, 32-year-old primary school graduate F., who has been sentenced to 20 years for murdering his wife, explained that if the government found women guilty then this problem would be solved: **"If the state would have found the women wrong, things wouldn't have reached this far. The state found me guilty, although it was the woman who did it. She humiliated me in my work place in front of 30 people. Everybody knows what happened to me. She provoked me".**

The men who were uncomfortable with the positive discrimination toward women, women having rights and the protection of women from violence with the laws were generally men with different age and educational levels, who supported the continuum of traditional gender roles. This subject has generally been brought forward especially by the perpetrators of violence and the

government is expected to support this situation, as well. 84-year-old primary school dropout M., who has been sentenced to 18 years for murdering his second wife, demanded traditional women's roles to stay as they are: **"... the laws should protect my rights and her rights. The laws give too much power to women. This is not a just order. They set lots of requirements to me. If you give power to this many women, the situation of this country will go down. Women are housewives; they should be attached to their homes. The fault of the state is giving too much authority to women."**

A man, who has been sentenced to 15 years for murdering his wife and who is also a Danish citizen, stated that in the Turkish society masculinity was more dominant. He also mentioned that the Law was suitable for European countries but not Turkey:

"This society would not tolerate this. We are a Muslim country. As you know in religious societies men are more dominant. In Islam, in being Turkish, men are more dominant. Now they made this Law the subject of the mass media. They increased both the murders and the violence. If my wife or my sister is in a wrong path and if I slap her then this is considered as violence. When they go and apply to the police then this increases the grudge and hatred. If they push men this much, if they do something that will negatively affect the dignity and honor of men, either married or single, it is unforgivable. This has nothing to do with justice. I shot that person for my honor. I mean 75% percent of this population would do the same if their honors are damaged. Nowadays the society resembles the Europeans. I am also a Danish citizen. I also lived there I had a girlfriend. My girlfriend was with me one day and with another the other day. The Turkish society will not tolerate that."

(39 year old, secondary school graduate, prison interviews)

11.2.2.2. The deterrent effect of Law No. 6284 on the prevention of violence

It would not be wrong to state that the opinions expressed by men, despite their lack of information, on Law No. 6284 are the reflections of the negative situations that are on the public agenda. Among the subjects related to violence against women, on which opinions have been expressed despite the lack of information, which are learned through the news; especially the cautionary decision of "suspension from the dwelling" is the one that has been mentioned the most. The negative opinions of men on the decision of suspension from the dwelling and cautionary decisions being shown as the reasons for the increase in the violence indicate that men are intimidated by the Law.

The men in prison have stated that if they knew more about the law, they would have acted differently. This shows that the Law can be important for deterring men. Furthermore, men's discontents with the Law regardless of their social and economic or educational levels demonstrate that the Law is functional for the prevention of violence.

11.3. Media coverage of violence against women from the men's points of view

Both in the focus group discussions and in the in-depth interviews, men in general think that violence against women has increased. There are also participants who have mentioned the more extensive coverage of violence against women by the media compared to the past. All of the participants agree on the significant impact of television on making violence visible. As mentioned by a participant, who was in the training within the scope of his probation, violence has become an issue that is being watched with the following attitude: **"all day we watch it on the television, we see many things"**. It has been stated that media, especially television, has an important function in terms of making violence visible. However, the constant media coverage of violence against women and the manner of coverage have been criticized. The manner in which the news items are presented and the language used have especially been criticized for legitimizing violence. The discomfort with the sensational coverage in the news related to violence against women by the mainstream media has been expressed by one of the young men with these words:

"I see a similarity between the language of general, mainstream media and general views of the public. I mean the views of one of your neighbors on violence against women. For example the media tries to be sensational while easily covering issues like these. They show the violence... in mainstream channels... I always see a state of insanity in the most popular channels like ... I see this insanity very often, it is like a sensational source of gossip. It's partially ... related to the ratings maybe. I observe that it is not being covered in a very good, positive, transformative manner.

(Single/not in a relationship, focus group with high school and above education)

39-year-old secondary school graduate K., who has been sentenced to 15 years, expressed his discomfort with the media constantly showing him with these words: **"... it is my incident, they are showing me on TV ... I can sue the media for damages, they wrongly publicized me as a murderer, criminal"**. Another criticism of K. about the media is as follows: **"media shows these bad incidents, then the kids become the victims, they watch it on TV in the evening then their psychologies get affected"**.

Along with the means by which violence is presented in the media, another criticism mentioned in the focus group discussions with men, who have high school and above education, has been on the timing and the duration of the news on violence against women news:

“In the news stream which starts with the news about ministers and politicians and continue with the current issues in the country, I sometimes see that the news about a person who was hurt because of domestic violence is slipped right in before the funny videos... They air it just like that and right after they say ‘and now funny cat videos’, they have such an approach, if the news is 40 minutes long, then let’s give violence news 2-3 minutes and then move on. There will be another person like that tomorrow and we will slip that news somewhere in there again.”

(Single/not in a relationship, focus group with high school and above education)

One of the criticisms about the media is the thought of femicides being legitimized by constantly displaying them. Just like many participants with undergraduate education, a participant, who stated that he was very pessimistic about the prevention of violence, explained that for men being visible could be important, even if it was because of violence, and this increased the risk of violence:

“I am a bit pessimistic about this subject, I am in the pessimistic side ... For example, violence being covered extensively by mainstream media also creates for example, the murder to occur again and again. Because we are living in a society or a period that is a bit “heroic” or we are experiencing this because of wanting to be visible, I mean everybody experiences it because of that. There is a situation described as everyone can be on the TV even if for a second ...”

(Single/not in a relationship, focus group with high school and above education)

Most of the participants who talked about the display of femicides in the media, mentioned that the violence incidents and murders were normalized and legitimized by the media. The narrations of focus group participants on the display of victims of violence and women’s murders emphasized the contribution of the media on the murders being accepted as normal:

V: In my opinion it effects negatively. I think that it legitimizes it

K: As if it is something ordinary...

V: It normalizes, everybody sees that when they get a gun or a knife they can kill a woman. I mean it should be pushed away. I mean it is really seen as normal... Even the speakers can say this: ‘Again

murder of women', then this is something different. Either these news items should be limited or those speakers, media persons should be trained. Because everybody accepted it. Beating is acceptable, killing is acceptable ...

K: You watch the news to learn how many people have died that day. I mean it is like downright encouragement...

V: I mean if they came up with something else instead of that, if they can change it. I mean if they can talk about how to prevent it. If they can broadcast training programs like workshops, I think it would be more fruitful.

(Married for less than 3 years, focus group with below high school education)

11.4. Discussion

In this chapter, the opinions of young men who have participated in the focus group discussions and of men who have received a punishment (men in prison and men who participate in training within the scope of their probations) for their violent behaviors against their wives on the reasons for violence, the current legal regulations for combating violence against women and on the role and impact of media are presented.

It is known that there is not just one reason behind the violent behaviors of men against women in woman-man relationships. In this research, the power relations have been stated as a reason for violence by some focus group participants with high school and above education. The men who have mentioned power relations as a reason for violence are generally university graduates or graduate students. The power relations, which were stated by some of the victims of violence in the 2008 research, have been mentioned as linked to the relationship between fathers and men in this research. This is important for highlighting that men who are completing their graduate education in different disciplines of social sciences are more sensitive toward this subject. Along with violence occurring as a result of power relations, the tolerance of the society toward violence, the impact of family on the acceptability of violence, men's perceptions of betrayal and honor, disobedience of women, the responsibilities of men as breadwinners and alcohol use by men are among the reasons for violence stated in the focus groups.

According to the imprisoned men, the causes for violence have been stated as either "accidents" or the "wrong" behaviors of their wives whom they have murdered. From the narrations of imprisoned men, it is seen that they do not care about violence against women and they try to justify themselves by blaming the women. When talking about the incidents that have resulted in injuries/murders, stating that the injuries or murders were "accidents" and blaming the murdered

women, as well as justifying the murders with betrayal and honor stand out. There are very few men who have reported feeling guilty for murdering their wives. Among the perpetrators of physical violence, only men who participate in training within the scope of probation stated that they cannot control themselves.

Although the target group and the objectives of the qualitative stage of the 2008 research were different, reasons such as jealousy, cheating and bad habits of the men (alcohol and drug use etc.) were stated by women as much as men in the 2008 research. In this research, fewer men mentioned economic problems as a reason for violence compared to the previous research; and even men who mentioned these problems stated that men with good economic conditions also inflicted violence.

In both of the researches, concerning the mentioned reasons for violence, it is striking that men generally disapprove when women do not obey the "rules of men" and that regarding the situations related to "honor" and "betrayal" or even the suspicion of betrayal the violence is tolerated more easily. In the 2008 research, the focus group participants with high school or above education also mentioned the disobedience of women as a reason for violence. Similarly, in this research, women's indifference toward the warnings of men saying not to wear the clothes that they do not want has also been mentioned as a reason for violence. Another example is women not obeying to the restrictions of men on social networks and the internet, which is one of the controlling mechanisms of men. The concern about these platforms leading women to talk with other men and this resulting in cheating has been stated by many men. Men who have been imprisoned for murdering their wives blame their wives whose rights to life was taken, by emphasizing excuses related to "honor" and "betrayal", which they consider as phenomena that can be tolerated more easily by the society and which have also been mentioned in the focus groups.

Men, on one hand, stated that the Laws were not enough to combat violence against women and that the legal measures were not implemented efficiently, while on the other hand, they stated that the laws only gave rights to women and even if they murdered their wives, the reasons that lead the men to murder were not considered. It is observed that there is no significant difference concerning the negative evaluations on Law No. 6284 among men who have received a punishment and the focus group participants. Regarding Law No. 6284, most of the negative opinions are on the preventive cautionary decision for suspension from the dwelling. Concerning the negative evaluations of men on the Law, it should be noted that most of the men did not have enough information on the Law and that their information was based on hearsay learned from the media and from their immediate social networks.

Especially men who received a punishment as a result of their violent acts against their wives have frequently stated that women were being supported with Law No. 6284 and that in their opinion men were being victimized because of this. The imprisoned men have criticized the state for not protecting the men enough, even though they have committed murder. The statement of 46-year-old A. who has murdered his wife, ***“the law gave women such power that it is like women have their big brothers behind them at all times”*** explains that men consider the state to be against them.

Despite their lack of information, the negative opinions of the men on Law No. 6284 imply that men are intimidated by the Law. The opinions of men which most significantly reveal that men are intimidated by the Law have been stated by men who have received a punishment. These men defend that even though they have murdered their wives, the state should not punish them like this and they try to justify themselves. The impressions of the men, which reveal that they are intimidated by the Law, have mostly been articulated by the men who have received some form of punishment. The same men also expressed that the state should not have punished them so harshly, even if they murdered their wives, while also trying to justify their actions. However, the justifications within this context are unacceptable in terms of the violation of the right to live. Therefore, it should be highlighted that the Law has a significant deterrent effect regarding the prevention of violence. In the focus group discussions and the in-depth interviews conducted with imprisoned men, the general opinion of the men is that violence against women has increased. Concerning this increase, most of the men agree on the impact of the media on making violence visible. Although the contribution of the media on making violence visible is considered to be a positive thing, there have also been many criticisms on the media. The participants, who have talked about the media coverage of violence news and femicides, have stated that the media normalizes and legitimizes violence. The way the violence news is presented, the masculine language used in the news and the timing of the violence news are among the criticisms mentioned.



Chapter 12

New Institution for Combating Violence against Women: Violence Prevention and Monitoring Centers (ŞÖNİM)

**Pınar Karababa Kayalığıl
Hilal Arslan**

Chapter 12. New Institution for Combating Violence against Women: Violence Prevention and Monitoring Centers (ŞÖNİM)

Pınar Karababa Kayalığıl and Hilal Arslan

In this chapter, the analyses on the implementations executed in Violence Prevention and Monitoring Centers (ŞÖNİM) which are relatively new institutions for the combat against violence and have been operative as a pilot scheme since 2012 are presented. These analyses were carried out based on the applications made to ŞÖNİM. The content analysis was conducted through the documents from selected application files made to Ankara ŞÖNİM. In the first section, the structuring process of the content analysis is presented and in the second section the findings of the content analysis are revealed. In the third section the profiles of the victims of violence found in the case files and information on the perpetrators of violence are given. The fourth section presents the social network analysis carried out through the documents in the application files. In the last section the discussion of the chapter is presented. Along with the analysis of the documents in ŞÖNİM, regarding the applications made between December 2012 and October 2013, the data recorded in the KOZA software was analyzed. The descriptive analysis results are presented in Annex B9.

In this chapter, the analyses on the implementations executed in Violence Prevention and Monitoring Centers (ŞÖNİM) which are relatively new institutions for the combat against violence and have been operative as a pilot scheme since 2012 are presented. These analyses were carried out based on the applications made to ŞÖNİM. The content analysis was conducted through the documents from selected application files made to Ankara ŞÖNİM. In the first section, the structuring process of the content analysis is presented and in the second section the findings of the content analysis are revealed. In the third section the profiles of the victims of violence found in the case files and information on the perpetrators of violence are given. The fourth section presents the social network analysis carried out through the documents in the application files. In the last section the discussion of the chapter is presented. Along with the analysis of the documents in ŞÖNİM, regarding the applications made between December 2012 and October 2013, the data recorded in the KOZA software was analyzed. The descriptive analysis results are presented in Annex B9.

12.1. The structuring process of the content analysis

The content analysis was carried out through 31 files with rich content which were selected from the files prepared for the applications made to Ankara ŞÖNİM between December 21, 2012 and October 25, 2013. The 31 files included 191 documents. Since there were no differences in quality between the documents which were entitled separately, the reports entitled "Social Investigation Report Outline" were recorded as "Social Investigation Report" and similarly, the documents entitled "Condition Assessment Report Outline" were grouped with the "Condition Assessment Report" group. The documents in the files are presented in Annex Table 12.1.

Among the analyzed documents, there are two types of documents for which an explanation is required since they will be mentioned frequently. **Social Investigation Report:** A report prepared in order to determine the intervention methods to be executed for solving the problems and designating the form and quality of social services to be provided. After the interviews and observations with the women and, if any, the children, this report also evaluates, through the information gathered from the interviews conducted with the households and/or social circles of these people, the social, economic and health statuses related to the past and the problems of these people; their physical, mental, psycho-social characteristics and their family and cultural structure. **Condition Assessment Report:** This is a report written in light of the interviews and results of the interviews for the situations which arose when women met with the service and afterwards, or as a result of document examinations. These reports are prepared by social service officials and they are based on the interviews conducted with the victims of violence.

The documents in the analysis under the name of "information notes" are informative notes prepared by social service officials who work in ŞÖNİM for the following situations; in cases when the victims of violence cannot be found; in case of the incidents that are not included within the scope of Law No. 6284 and after routine visits undertaken in order to check on the situation of women for whom a legal action has been taken; to inform the authorized institution about an incident occurring outside the social service officials' areas of responsibility or upon notices or referrals made to ŞÖNİM.

Among the 191 documents found in the 31 analyzed files, there are 98 official letters and 6 delivery and receipt documents. Since these documents employ an objective and official language of communication, they only provide information for the follow-up of the process. Therefore, they were not included in the content analysis. Similarly, since the main aim of the content analysis is to examine the

content of the process regarding the legal regulations, 15 petitions were also not included in the content analysis. On the other hand, since the official letters between the institutions are the signifiers of the inter-institutional communication, they were included in the analysis for revealing the inter-institutional relationships and the workload. The centrality and intensity of the inter-institutional communications were analyzed by producing a social network graph using the official letters.

For the content analysis 49 documents were analyzed. The analyzed documents are as follows; 6 social investigation reports¹, 11 condition assessment reports², 11 information notes and 11 suitable cautionary decisions selected from 12 cautionary decisions, 11 proceedings and 9 plaintiff's record of testimony. Since some of the cases were not related to Law No. 6284, some of the selected document types were not included in the analysis. Furthermore, since the information was not complete for some files due to their ongoing processes and since in some of the file contents necessary documents to reflect the overall situation were missing, there is no exact overlap regarding the documents in the files. On the other hand, it is seen that the documents in the files have the required details to provide sufficient information for the analyzed categories.

It is observed that in the 49 analyzed documents there are both frequent statements and usages that remain outside the general scope and their contents were analyzed according to two main objectives. The first objective is to analyze the conformity of the documents to the language and approaches established for preventing violence against women and for expressing the status of women in the society. The second is to analyze the functionality of the documents in terms of assessing, reporting and preventing violence against women. For the first objective of the content analysis the texts of the reports were analyzed according to the following seven categories:

- **Definitions regarding the individuals:** In the analyzed documents, the conformity of the expressions, definitions, features used for and attributed to the individuals in the documents to the scope and new regulations are analyzed.
- **Attitudes toward the individuals:** The attitudes toward the individuals in the reports prepared by the social service officials are analyzed according to their compliance to the institutional language and for learning the attitudes and approaches toward the individuals.

¹ One of the social investigation reports was prepared by a social service department of a hospital, one of them by the Directorate of Women's Guesthouse and the rest of the 4 reports were prepared by ŞÖNİM.

² One of the condition assessment reports was prepared by the Directorate of Women's Guesthouse and the rest of the reports by ŞÖNİM.

- **Expressions regarding the forms of relationships used in the reports:** This category evaluates the characterization of the forms of relationships and the compliance of this characterization to the institutional language. Since the relationships between the divorced and single individuals are also within the scope of domestic violence, the category offers a variety in terms of relationship types.
- **Features of the settings:** Setting is an efficient category for demonstrating the social and economic status. In the analysis it is seen that the social service officials also examined the settings. In this category the significance of the setting for the content and the impact of not including the setting in the reports are analyzed.
- **Forms of violence:** In this category both the used, identified and described forms of relationships and the compatibility of the attributions made for the forms of violence to the scope and to the services are analyzed.
- **Provided services:** For the second part of the content analysis both the services provided for the individuals and the institutions, as well as the compatibility of the contents of the reports and the information provided for the individuals to the experienced forms of violence are analyzed.
- **Protective and preventive cautionary decisions:** The cautionary decisions are examined according to the compatibility of the services and the reports to the process of adjudication.

In addition to these, in order to reveal information on the rehabilitation services provided for the victims of violence, the information on certain characteristics of the victims and perpetrators of violence is presented.

For the second objective of the content analysis, the social investigation reports, the condition assessment reports and the cautionary decisions were analyzed. In this section, where the compliance of the text contents with the scope and the objective is examined, an inter-textual analysis is performed. By this means, it is aimed to present solutions for increasing the expediency of these assessment reports for cautionary decisions. These solutions can be listed under the following titles:

- Producing recommendations for facilitating and accelerating the inter-institutional processes,
- Rendering the experiences of the victims of violence during the processes easier and more positive,
- Standardizing the contents of the documents,
- Rendering the language of the documents compatible with the scope,

- Determining the frequency of and expressions used for the forms of violence against women,
- Determining the most frequently issued cautionary decisions.

12.2. Findings of the content analysis

From the content analysis, it is observed that the inter-institutional processes, the procedures for cautionary decisions issued for preventing violence and the support services provided for women operate positively. However, the lack of standardization in the document contents, improper use of certain expressions in terms of the new regulations for preventing violence against women and the less prevalent examination of the perpetrators of violence compared to the victims of violence are also been noticed.

Among the 49 files, 47 selected files compatible with the abovementioned conditions, were analyzed according to the aforementioned seven categories. In this analysis, through the language used in the Law and in the studies on combating violence against women and the definitions used in the report which are not compatible with these languages, the compliance of the language and the attitudes in the reports with the scope were analyzed and the information in the reports were compiled. Although in most of the documents there is a unity in the language of the documents, it is seen that in some cases expressions that do not comply were used.

12.2.1. Definitions regarding the individuals: The social investigation reports contain expressions and definitions on the marital, social and financial statuses of the individuals³. When the descriptions made for the women who have been subjected to violence are examined, it is seen that out of six social assessment reports in four of the reports which were prepared by the social workers from ŞÖNİM, the individuals who experienced violence were defined as "victims", "victims of violence", "women who are victims of violence", in accordance with the legal legislation. Furthermore, it is seen that in the other two reports the term "applicants" was used.

- The term "applicants" was used by the social service official working in the hospital and for the same case the same expression was repeated in the report prepared by ŞÖNİM. In another report prepared by the Directorate of Women's Guesthouse in Ankara the women victims of violence were referred to as applicants.

³ From the 47 documents selected for the content analysis conducted according to the determined categories, 37 documents were chosen and the documents were analyzed according to the suitable categories. The documents used in each category are presented under the categories. Detailed information on the definitions regarding the individuals and the forms of relationships is presented in Annex Table 12.2.

- When the condition assessment reports are observed, out of 11 reports, in 6 of them, which were prepared by the social service officials working in ŞÖNİM, the expression “victim” was used for the women who have been subjected to violence. In 14 information notes the expression “victims” was encountered 5 times.
- By a legal counselor the expression “petitioner” was used.
- Considering the proceedings, out of 11 proceedings, the expression “the guest woman” was used once for the woman staying in the guesthouse, in the proceeding prepared by the Directorate of Women's Guesthouse. Furthermore, in one of the cautionary decisions the expression “petitioner” was used.

The used expressions are important for acknowledging, identifying and reporting the unjust treatment of victims of violence and for revealing the knowledge levels of social service officials on the concepts and the terminology in the field of combating violence against women. It is seen that for defining the situation of the individuals, the expression “victims of violence” was used the most, in compliance with the language of the legal regulations established for preventing violence against women. Concerning the definitions regarding the individuals, when the descriptions, other than “victims of violence”, used for the women are observed, it is seen that the terms “lady”, “miss/misses” and “woman” were preferred. While in the social investigation reports, condition assessment reports and information notes the expression “woman” which corresponds to the true definition of the gender identity and which does not feature any status differences was used 3 times, the terms “lady” and “miss/misses”, which causes a difference among the individuals of the same gender, were used 2 times and 5 times, respectively (Annex Table 12.2).

It is seen that the social service officials mostly identified the perpetrators of violence as “husbands”, “ex-husbands”, “divorced husbands”. Other than these, concerning the act of violence, the expression “the offender individual” was used once in the cautionary decisions. When the analyzed documents are observed, it is seen that 18 perpetrators of violence were married with the victims of violence at the time of the report and that 2 men continued to inflict violence after the divorce. In the social investigation and condition assessment reports prepared by the social service officials working in ŞÖNİM, which are presented in Annex Table 12.1, the word “spouse” was used 11 times and in the information notes it was used 5 times. This situation points out that for both of the reports the offenders were not referred to using their active position in the violence. The problem here is that, by identifying the perpetrators of violence through matrimonial bonds and not by the action that they perpetrated the real situation is obscured. Regarding

the documents, the use of the initials of the victims and perpetrators of violence in some of the documents (3 times) and the use of their full names in some of the reports (7 times) disrupt the standard form of the social investigation reports, the condition assessment reports and the information notes.

Furthermore, in one of the cases the information of a perpetrator of violence included the identification "has a tribal culture". This situation might cast a shadow upon the impartiality of the social service official. In this category, it is seen that the examinations toward the women were carried out and efforts were made to mark the unjust treatment against them. It is also seen that the definitions and examinations of the perpetrators of violence was very limited. Moreover, few numbers of examinations and definitions on the perpetrators of violence in all of the documents is another point that should be dwelled on. Since the few numbers of examinations on the actions, social lives and psychological statuses of the perpetrators of violence will cause data deficiencies during the process of producing solutions for the issue of violence against women, it is important to include the aforementioned information in the mentioned reports.

12.2.2. Attitudes toward the individuals: When the descriptions used for the attitudes of the victims of violence in the reports prepared by the social service officials are observed, it is seen that in the reports the adequate self-expressions of the victims, their ability to establish a cause and effect relationship between the incidents and the victims being open for communication have been examined first. The importance attached to the individuals' understanding, transmitting and to the justification of the situations in some of the reports shows itself with the expressions such as "the capacity and ability of seeking solutions for problems", "openness to collaboration" and "being receptive for help", "being aware of the condition". These examinations are mostly based on the ability of the victims of violence to communicate with the social service officials. In cases where this does not exist it was also stated in the reports. However, in spite of this sensibility, it is seen that in the social assessment reports, condition assessment reports and information notes, the impact of the experienced violence or of the victims' relationships with the perpetrators on the victims of violence were not emphasized with the same attention. Although there were some rare occasions where the conditions of the victims of violence were explained with statements like "she seems to be under pressure" and "nervous", it is seen that after reporting the violence history, separate examinations were generally not made for the psychological conditions of the victims.

In the reports, the information on the perpetrators of violence was limited compared to the information on the victims of violence. For the perpetrators of violence the statement "anger management problem" was used frequently.

The condition of not being able to control the anger was stated 4 times in the condition assessment reports and 1 time in the information notes. In the social investigation reports such statement was not used for the perpetrators of violence. Apart from the anger management, the descriptions "angry" and "inclined to verbal violence" were emphasized the most. Since the social investigation reports regarding the victims of violence were prepared in contact with the social service officials, there was more detailed information on victims of violence than the perpetrators of violence. It is seen that the examinations on the victims of violence were more informative and that they described the violence through the experiences of the victims of violence, which is a positive approach. However, the information on the profiles of the perpetrators of violence and their tendency toward violence was inadequate.

12.2.3. Expressions regarding the forms of relationships used in the reports: It is striking that in the assessment/investigation reports and the information notes, the forms of relationships were identified with an emphasis on marriage and that the blood relationships between the spouses and the arranged marriages were mentioned. The forms of relationships between the victims and the perpetrators of violence were based on marital relationships and the perpetrators of violence were identified as the husbands of the victims and not with their violent acts. While the violence experienced by the victims of violence was described in compliance with the legal legislation, the lack of emphasis on the acts of the perpetrators creates a problem in terms of the balance between the victim and perpetrator relationship. This situation was encountered 3 times in the social investigation reports, 6 times in the condition assessment reports and 5 times in the information notes. Furthermore, it is seen that in the condition assessment reports instead of the statements "divorced husband" or "ex-husband" the word "husband" was used 1 time in case of a divorce and in the cautionary decisions for a non-marital relationship the statement "unofficial spouse" was used 1 time.

12.2.4. Features of the settings: The category of setting includes the household, social environment, the place(s) and the geography where the individuals are present. This category is important for understanding and analyzing the social and economic conditions of the victims and perpetrators of violence and for developing services regarding these conditions. Another importance of including settings in the reports is, similar to the definitions used for individuals, to demonstrate whether the content of the report coincides with the scope. Although with few numbers, in the reports the setting features were mentioned in two ways. The first one was to describe the structure of the houses and the second one was to define the geography in which the individuals lived or were affected by. In the first group, the notes on whether the houses were temporary

domicile, the houses were well-kept or not and whether the houses were livable or not are encountered once in both social investigation reports and condition assessment reports. Furthermore, in this information type, which is important for elaborating the lives of the victims and perpetrators of violence, a setting type which might imply a negative judgment against the victim was used. While in other reports the occupations of women were not mentioned, in one case the former occupation of a women was described as working "in places like night clubs that serve alcohol". In the second group, the information on the region where these individuals come from or their ethnic origins was given. The aforementioned expression "has a tribal culture" can be given as an example for this.

12.2.5. Forms of violence: Presenting and defining the forms of violence in compliance with Law No. 6284 are important for preventing violence and providing proper services for the victims of violence. The forms of violence, which are the reasons for the applications made by the victims of violence and which were recorded along with the overall violence history of the victims in the social investigation reports, condition assessment reports and information notes, were analyzed. Accordingly, 6 categories which consist of physical, economic, sexual, psychological and verbal violence and stalking were prepared. Since there were other attributions to forms of violence, especially to physical violence, sub-categories were established in order to make the violence forms visible. Detailed information is presented in Annex Table 12.3.

When the social investigation reports, condition assessment reports and information notes were observed, it is seen that some of the forms of violence were stated more prevalently. When examined together with the sub-categories, physical violence (21 times), verbal violence (14 times), psychological violence (11 times), economic violence (2 times), sexual violence (2 times) and stalking (6 times) were mentioned in the reports. The prevalent occurrence of physical violence in the reports implies that the other forms of violence were addressed at a lesser extent due to the frequency of physical violence. Although in the documents it seems that the words "physical violence" were used 8 times, with other attributions the number of forms of physical violence encountered in the report reaches up to 21. Similarly, while the words "verbal violence" were used 6 times, when examined closely with other uses such as "insults" or, as stated in one of the reports "heavy swearing", the verbal violence cases reach up to 14. Another situation is the use of threats which were defined under psychological violence. In the files of 22 victims, 7 cases of threats were observed among 11 cases of psychological violence.

While physical and verbal violence were mentioned frequently, economic violence was mentioned at a lesser extent. Economic violence was mentioned 2 times. Therefore it is the least observed form of violence in the analyzed files. It is

seen that economic restriction which can be defined as an economic violence was mentioned without associating it to violence. Nevertheless, the problems encountered by the victims caused by economic problems and by being unemployed were mentioned frequently. For the reasons behind the disagreement between the spouses, economic problems were mentioned 8 times and not being able to fulfill the responsibilities toward the family which also include economic responsibilities is mentioned 2 times. It is considered that due to the inadequate information of the interviewer or the interviewed person on economic violence, economic violence is not being highlighted and in the reports this causes economic violence to be encountered at a lesser extent. In some cases, this situation resulted in un-detailed violence histories.

It is considered that a similar problem also applies for psychological violence. In spite of being recorded 4 times as psychological violence, the cases of "threats which may lead to psychological violence" were mentioned 7 times, "family pressure" 6 times, "problems arising from living⁴ with an extended family" 2 times, "kidnapping the child or children to prevent divorce" 2 times and "preventing from going outside", "religious discrimination", "jealousy" and "not allowing to see the family" were reported once.

Among the forms of violence, sexual violence was mentioned 2 times and stalking 3 times. "Threatening messages", "threatening phone calls" and "stalking with the intension of hurting" which are acts of stalking were mentioned once.

Concerning the forms of violence in the documents, some of the characterizations of the forms of violence used by the officials did not comply with the definitions used in the Law or they were insufficient for describing the forms of violence. Various expressions were used for the violence. These expressions are as follows; "domestic violence" which is a broad and un-detailed category was used once; "severe violence" which does not elucidate the incident was used once and "vulgar words" and "heavy swearing", which were used instead of verbal violence. In addition, instead of the terms physical violence and sexual violence the terms physical abuse and sexual abuse which render the violence more ambiguous are encountered once. As it can be seen in the examples, in cases where the forms of violence are described differently, there are gaps in the violence history of the cases and this causes deficiencies in the reports which will be used in the judicial process and for developing services.

12.2.6. Provided services: The services mentioned in this category include the services for institutions and the services provided for the individuals. Therefore, in order to improve the services, it is important that the social service officials provide

⁴ The possibility of being subjected to violence by one of the members of the husbands' families increases.

detailed information in the reports. The sub-categories selected from the services provided by the institutions that combat violence against women are as follows: Family Consultancy Center, temporary financial aid, women's shelter, day care center, rehabilitation, guidance and counseling services and close protection. Except for the notifications given to the victims of violence on their rights and on the scope of the counseling services the contents of the files did not have sufficient information for each case on whether all of the above mentioned services were realized or not. When the provided services were observed through the information recorded in the reports, the temporary financial aid service was not encountered. Two victims of violence were referred to women's shelters/guesthouses, 2 individuals were provided with guidance and consultancy services, 1 family was referred to a Family Consultancy Center, day care service, rehabilitation and close protection services were provided once. Even though temporary financial aid service was not observed in the reports, in 2 reports it was mentioned that the financial aid demand was renounced. Since the 3 reports which included temporary aid demand were still in progress at the time of the survey, there were no documents related to the final decision regarding the demand for financial aid.

The information in the investigation reports on consultancy and information services indicates that there are no problems during the delivery of these services. Since in the information services, which were carried out 12 times, some expressions that were not compatible with the scope were used, it is considered that conducting trainings on violence against women and gender equality by including social service officials will be beneficial. This will contribute both to the conveyance of the experiences of victims of violence and to the improvement of the registry system of these incidents in terms of quality and quantity.

12.2.7. Protective and preventive cautionary decisions: In the examination of the cautionary decisions, it is seen that, although they are not exactly the same, some cautionary decisions were issued more prevalently. Article 5/1a which decrees not to exhibit an attitude and behavior including the threats of violence, insult and humiliation against the victim of violence was among the most frequently issued cautionary decisions. Among 12 analyzed cautionary decisions, article 5/1a was issued in 11 cautionary decisions. This article is followed by article 5/1c which decrees not to approach the protected persons and their residences, schools and workplaces and article 5/1e which decrees not to damage the personal belongings and goods of the protected person. Both of these cautionary decisions were issued 9 times. Article 5/1f which decrees not to cause distress to the protected person by means of communication instruments or alternative channels, article 5/1h which decrees not to use alcohol, drugs or stimulants in places where the protected people are present and to ensure to have a medical examination and

treatment including in-patient treatment in case of the addiction and article 5/1b which decrees to move from the shared dwelling or the vicinity immediately and to allocate the shared dwelling to the protected person were mentioned 8, 7 and 6 times, respectively. When the contents and frequencies of the cautionary decisions are examined according to the profiles of the perpetrators and the analyses of the social service officials, it is seen that the provision regarding the use of alcohol and drugs and addiction (5/1h) especially, does not coincide with the complaints and the profiles. For example; it is observed that in some of the cases where the cautionary decision related to alcohol and drugs was issued, a problem related to alcohol was not specified and that the provision regarding the control of anger was not issued for every case related to the anger management problems. Detailed information on the cautionary decisions issued in the documents is presented in Annex Table 12.4.

12.3. The profiles of the victims of violence and some characteristics of the perpetrators of violence

In this examination, along with the content analysis conducted through the contents of the files, the profiles of the 22 victims of violence, whose files were analyzed were constructed according to their age groups, educational levels, occupational statuses, marital statuses, health statuses and the primary and secondary forms of violence that they experienced (Annex Table 12.5). It is seen that among the victims of violence who have taken a step toward ending the experienced violence, the majority of women, 12 women, were in the 30-39 age group. This group is followed by women in the 20-29 age group with 8 women. Among these women 16 of them were not working and did not have economic independence, which is an important point for preventing violence. Out of 18 women with civil marriages only 4 were working. Two of the women with civil marriages, but who did not work were unable to work because of their illnesses and one of them was handicapped and received a disability pension.

Concerning the educational status, the information on the educational backgrounds of 7 women could not be attained, and it is seen that among the rest of the 15 women, 6 women were primary school graduates, 6 women were high school graduates and 3 of them were secondary school graduates. While among the forms of violence, physical violence was the most prevalent form of violence with 18 cases, sexual violence was encountered once for each of the primary and secondary forms of violence. In secondary forms of violence, psychological violence is high in ranking and is followed by verbal violence. Concerning stalking, which has recently been included within the legal scope, it was mentioned as primary violence once and once as secondary violence. Since some of the analyzed documents were on ongoing lawsuits, and since

some of the document contents did not entirely cover the information on the victims of violence and the experienced situations by the victims, it is not possible to mention a unity in the content of the files.

In the contents of the reports, decisions and notes, there is a lack of information on the general psychological and physical health of the victims of violence and on the perpetrators of violence. However, it is considered that this information will contribute positively both to the legal procedure and the service delivery. Therefore, through the information provided in the 32 analyzed reports, information on the health statuses of the victims of violence and the health, occupational statuses, criminal pasts and addictions of the perpetrators of violence were compiled. Accordingly, the problems related to the physical health of the victims of violence due to violence were mentioned 4 times and problems related to the psychological violence due to violence were mentioned twice.

As for the perpetrators of violence the psychological problems were mentioned twice. From the limited information in the reports, it is seen that 3 of the perpetrators of violence did not have regular jobs, 6 were unemployed, 3 have criminal records and one was a member of an illegal organization, 3 use alcohol but they were not addicts and 2 of them have addiction problems. One of the important points for both women and men which were mentioned at a lesser extent is that the information on this subject will contribute to the healthy operation of legal procedures. Therefore, it is considered that during the examinations attention must be paid for gathering information on the physical, psychological health, addiction problems and occupations of the victims and the perpetrators of violence.

12.4. Social network analysis

The social network analysis includes the analysis of 98 official letters. The official letters draw the map of the communication between the shareholders who work for the elimination of violence and of the process developed to solve this issue. The aims of the analysis are to demonstrate the intensive process and the central institutions that are part of the process. The correspondence between the institutions working in the field of violence against women is presented with a diagram.

The legal regulations and the new institutional structure introduced by Law No. 6284 anticipate that the process will accelerate in favor of the women who experience violence or the women who are under the threat of being exposed to violence by ensuring that institutions are in contact with one single institution during the process for the elimination of violence. Figure 12.1⁵ visualizes the

⁵ For the abbreviations used in the Figure 12.1 see Annex Table 12.6.

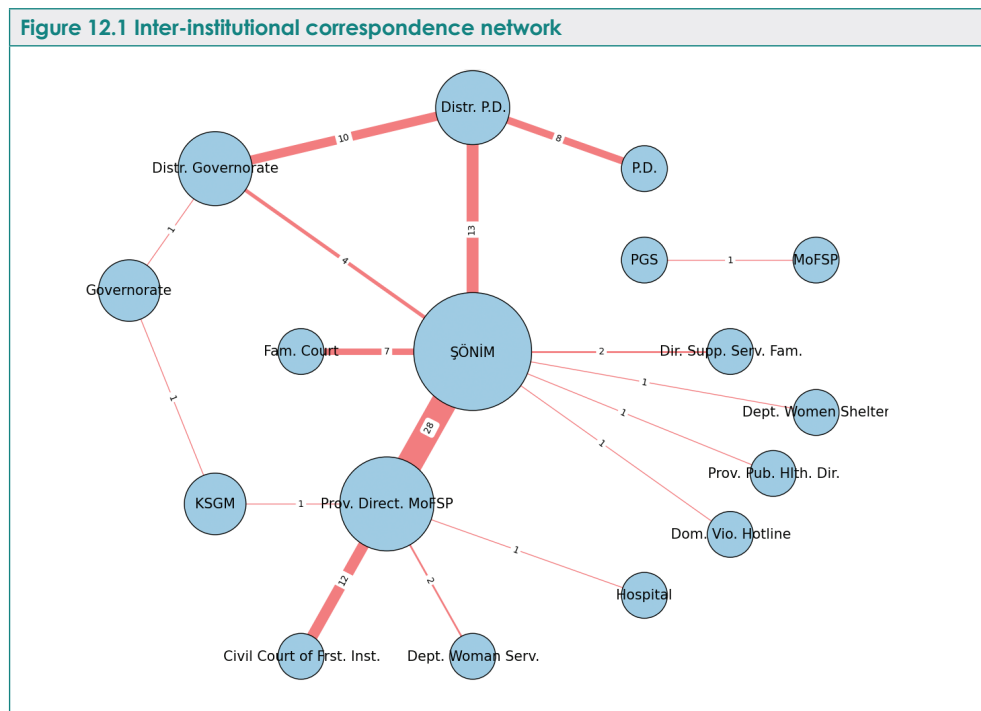
distribution of official letters in order to reveal the correspondence with ŞÖNİM and the problematic areas where the correspondence does not proceed as expected. In the figure, the number of correspondences between the institutions are presented. Since they were included in the analyzed official letters, Figure 12.1 also includes the correspondences between the Presidential General Secretariat and the Ministry of Family and Social Policies, even though they did not have any correspondences with other institutions.

When the distribution in Figure 12.1 is observed, it is seen that after ŞÖNİM, which has been centralized in order to accelerate the guidance and judicial procedures in the institutions structured for combating violence against women, the Provincial Directorate of the Ministry of Family and Social Policies has the second intensive correspondence network. While the central position of the Provincial Directorate of the Ministry of Family and Social Policies should in fact be represented by ŞÖNİM, which is affiliated to the Provincial Directorate, the fact that both of the institutions are active in the correspondence implies that the process has not been settled yet. This situation is also observed in the correspondences between the institutions. For example; while there are 7 official letters between ŞÖNİM and the Family Court, there are 12 official letters between the Provincial Directorate of the Ministry of Family and Social Policies and the Civil Court of First Instance. In order to accelerate the process, instead of communicating with the intermediary and shareholder institutions, the direct communication of the police stations with ŞÖNİM which is seen as a single center has been included within the scope of re-structuring. However, it is seen that the police stations did not directly contact ŞÖNİM. The fact that the police stations first contacted the District Police Department and then the District Police Department contacted ŞÖNİM points out that the communication was hampered at certain points. A similar problem is that hospitals, which should directly contact ŞÖNİM, are not present in this correspondence network and the social investigation reports that they prepare are send directly to the Provincial Directorate of Ministry of Family and Social Policies.

The analysis conducted through official letters shows that the inter-institutional coordination is strong and that ŞÖNİM has started to provide services to the victims of violence and their immediate social networks as a one-door system. However, because a common database is not being used and some functions of the pilot scheme are not operative, an intensive bureaucratic process is in effect. It is observed that hospitals and police stations, which are the two most important institutions for combating violence against women, have inadequate communication with ŞÖNİM which is planned to have a centralized function for combating violence. The fact that the official letters reach ŞÖNİM through

Provincial Directorates of the Ministry of Family and Social Policies, creates an intensive bureaucracy and slows down the process.

The decrease in this correspondence network is an expected situation with the establishment of the regulation for implementation and the termination of the pilot scheme of ŞÖNİM. Other requirements for establishing a centralized communication network are as follows; informing the institutions; increasing the number of ŞÖNİM personnel to ensure direct correspondence with ŞÖNİM and supporting the active participation of these institutions in the process by developing a mutual database and accelerating the coordination.



12.5. Discussion

The first outcome revealed by the content analysis is the necessity to make a new adjustment for the definitions regarding the individuals, forms of relationships, features of the settings, forms of violence inflicted on the individuals and their definitions. Thus, the utilization of the definitions in Law No. 6284 will be ensured and the possibility of including value judgments and of creating a negative impression about the individuals regardless of their conditions will be mitigated. As presented in the categories used in the content analysis, structuring the expressions and descriptions in accordance with the scope and their proper use is important

for correctly conveying the incidents of violence. It should be highlighted that the expressions and definitions are important indicators for revealing whether or not the social service officials and the persons who prepare the documents are sufficiently informed about violence against women and also for revealing their competence on the subject.

Based on the findings of the content analysis, it is recommended that in order to ensure the accurate transmission of the incident and the standard information the following recommendations be considered:

- For victims of violence, to avoid expressions such as “lady”, “miss” and “misses” which can cause status differences and to use the term “women” which does not include status differences and which is the exact description of the gender,
- To use the term “victims of violence” instead of “complainants” and “applicants” in order to have clarity regarding the incident,
- To identify the individuals who have inflicted violence with their acts and as the perpetrators of violence instead of the terms “husbands”, “ex-husbands” and “offender individuals”,
- To use the initials of the perpetrators and victims of violence in order to ensure the confidentiality of their identities,
- To include the information on physical health, psychological health, addictions and on the occupations in the descriptions regarding the victims and the perpetrators of violence,
- In the examinations and identifications, to gather more detailed information on perpetrators of violence in order to sustain the standards and to obtain adequate data,
- Regarding the victims and perpetrators of violence, to obtain individual-oriented information with the focus on the incident of violence rather than identifying these individuals with their positions in the family and transmitting the interpersonal relationships with a family-oriented approach,
- While defining the forms of relationships, not to evaluate non-marital relationships with a marriage-oriented approach and to use descriptions that accurately describe the form of relationship,
- Not to transmit information regarding the past and sexual behaviors of the victims of violence which can lead to prejudices against them and result in them being abused by rendering their evidences invalid,
- To give information on the features of the settings in all of the reports and to give more detailed and unbiased information on the settings,

- To clearly describe the form of violence rather than using ambiguous terms such as “domestic violence” or “severe violence”. To state psychological violence, economic violence and stalking, which were mentioned without knowing that they are also forms of violence or were mentioned but not recorded as violence, in compliance with Law No. 6284.

Furthermore, it is also observed that there is no coherence between the sections of the reports, in some of the reports, except the violence history, none of the information was given in detail and there was no classification in the topics⁶. The analysis of the social and economic situations are important for service provision and for the legal procedures. However, it is seen that, in the reports, these situations were not mentioned and that the examinations of the settings, which is an important category to display these situations, were carried out very rarely. Therefore, it is recommended that the types of documents be standardized by completing the missing items in order to facilitate the bureaucratic process, to ensure that correct information is included in the documents for the judicial process and to increase the quality of service delivery. Within this context, it is recommended that the examinations be carried out both for the victims and the perpetrators of violence, the examinations on social and economic statuses be included in the reports and the aforementioned recommendations be considered.

In addition to these recommendations, it would be beneficial to gather the information on certain definitions and conditions in a standardized manner and to extend the flow of information for some situations for a more healthy process in cautionary decisions, for a higher quality of service provision and for the social service experts to be more successful in their relationships with the victims of violence. Regarding this aim, the social service officials should;

- Concerning the situations related to the victims of violence, give detailed information on the impact of the experienced violence on the psychology of the victims of violence along with (or preferably rather than) the information on their conditions of communication with the victims of violence,
- During their contact with the victims of violence always explain and ask about the forms of violence and to be aware that the mentioned acts are forms of violence,
- Determine the relationship between the situation of “lack of anger management” stated for the perpetrators of violence in the reports and the inflicted forms of violence and include them in the violence content.

⁶ The categories used in the analysis of the Social Investigation Reports and Condition Assessment Reports were examined and their frequency of occurrence is presented in Annex Table 12.7.

It is considered that, in order to employ the above-mentioned points, in-service trainings on the legislation for combating violence against women and gender equality should be carried out for social service officials. It is recommended that all ŞÖNİM personnel and the social service experts be informed on how to approach the victims of violence in order to render the experiences of victims of violence during the process more positive.

Furthermore, recording the information in the datasets on KOZA software, where the data of all the individual applications or applications made by referrals are recorded and which is also presented in the annex of this chapter (Annex B9), in a standard manner and the improvement/development of the software program are among the recommendations of this chapter.



Chapter 13

Highlights of the Interviews Regarding the Combat with Violence against Women

Banu Akadlı Ergöçmen

Chapter 13. Highlights of the Interviews Regarding the Combat with Violence against Women

Banu Akadlı Ergöçmen

In this chapter, the views, opinions and recommendations of different groups on the combat against violence are presented in order to provide guidance for the elimination of domestic violence against women. The opinions and recommendations on combating violence against women expressed in the in-depth interviews and focus group discussions are addressed under three titles: individual level, societal level and institutional level.

The opinions on combating violence against women at the individual level are presented under four titles. The first section includes the titles of “revealing the violence and the perpetrators of violence”, “seeking help and psychological support” and “economic independence of women”; which are actions that can be taken for combating violence against women at the individual level. Furthermore, this section also includes “recommendations that lay the responsibility of the combat against violence on women” which were conveyed in the interviews with a patriarchal point of view.

The opinions on combating violence against women at the societal level are presented under three titles. In this section, the following subjects are addressed; “sensitivity toward gender equality within the scope of mentality transformation”, “awareness raising trainings on violence against women” and “the way of presentation of violence by the media and the legitimization of violence”. The opinions on combating violence against women at the institutional level are presented under three titles. The first one of these titles includes the opinions on protective and preventive cautionary decisions issued as per Law No. 6284 and on their implementation in practice. The opinions and recommendations on the operation of ŞÖNİM and the problems encountered by the individuals working in the field of combating violence are presented under the other two titles.

13.1. Opinions on combating violence against women: At the individual level

There are strategies and institutions that women who have suffered from domestic violence against women and whose dignity, health and lives have been deprived of them can use to combat this human rights violation. In the research, different actors - women, men and experts/professionals/managers – who take place in this field have expressed their opinions, experiences and recommendations on the steps that can be and should be taken to

eliminate violence against women, on current legal regulations and their implementation.

Since the women interviewed in this research are the victims of violence who have applied to an institution for combating violence, the actions that can be taken by women for combating violence at the individual level have explicitly been mentioned by these women. Although both the recommendations of the women who have made institutional applications and the opinions and recommendations of the experts/professionals/managers who work for combating violence vary on the subject, the essential recommendations have been collected under four titles. Among the recommendations of women and experts/professionals/managers, the recommendation regarding women not hiding their struggle against violence and continuing their struggle at the institutional level with the help of experts is presented under the title "revealing the violence and the perpetrators of violence". The need for psychological support for women subjected to violence has frequently been expressed by women, with a perspective obtained from their experiences, and by the experts. This need is addressed under the title "seeking help and psychological support". Regarding the combat with violence against women at the individual level; since in the interviews conducted with the experts/professionals/managers, and in the focus group discussions, the importance of the economic independence of women and education for the prevention of violence has been stated, the "economic independence of women" is presented under a separate title. The last title of the recommendations at the individual level is "women maintaining their traditional roles" which lays the responsibility of the combat against violence on women. The recommendations and opinions presented under this title emphasize that women should act according to their traditional roles for eliminating violence, and reflect the controlling perspective of the patriarchal structure toward women.

13.1.1. Revealing the violence and the perpetrators of violence

Not hiding violence and seeking institutional support are among the main recommendations made by the victims of violence who have applied to institutions. The interviewed women have generally grounded their recommendations on their experiences and learned information. In these recommendations, the traces of their learned information and experiences gained during their application process can clearly be seen. The victims of violence who have sought institutional support have recommended that other victims of violence apply to an institution and have emphasized the following themes: "one's gaining self-confidence", "feeling safe", "one's becoming aware of her rights" and "feeling mentally relieved". In a way, these expressions can be seen as the reflections of their experiences gained through their institutional application processes. For

example; a 36-year-old primary school graduate woman stated that a victim of violence should be directed to law enforcement agencies with these words: ***“If there is slapping for example, no matter what, a woman does not deserve even the littlest slap, I will say to the man you consciously choose her, I mean I would think like that, I would definitely say it. ... I would definitely say go to the police, let them do the necessary things let them solve this, I would definitely say it, because a woman does not deserve even one slap...”***. Furthermore, with the approach ***“a woman does not deserve even one slap”***, she also reflects the awareness level that she has reached. A 29-year-old primary school graduate woman expressed the importance of the help of an institution for combating violence based on her own experience with these words: ***“I mean frankly I recommend that they do not be oppressed, I recommend they fight for their rights and come to this kind of an environment and survive. Really I swear I was very late. I mean nevertheless, I hope I’m not too late”***.

A woman, who recommended institutional application, emphasized the mental state, which cannot always be directly observed, of her and of women who have been exposed to violence. In her narration, she expressed how uneasy the victims of violence were in their own homes, at which they should feel peaceful and safe and how they could not even sleep in peace:

“I would recommend it, why wouldn’t I, of course I would ... maybe, I, by now ... If these places didn’t exist maybe I would have been dead by now, you know from sadness, sickness. I mean it, I mean God bless them, we have a place to go, we sleep peacefully, we don’t think, this will happen, that will happen, is he gonna wake up, is he gonna hit me, is he gonna say something, we don’t have problems like that. We sleep peacefully ... for example other women say ... ohh thank God we are going to sleep soundly tonight, our heart won’t beat with fear, we won’t be afraid”.

(56 year old, high school graduate)

This narration, which is based on the experienced incidents and emotions, expresses the peace and relief felt by the individuals when they are away from the violence and also reveals how wearing it is to live with constant fear, anxiety and uneasiness.

A woman with a high education level, defended that violence should not be concealed, that women should not be ashamed of the experienced violence and that they should tell about the violence to others and not cover it up for the perpetrators of violence that they should, on the contrary, reveal the perpetrators. She explained that violence is not the disgrace of women and that women should

learn not to hide it: **“... I would tell her not to hide this from anyone, you know ... the views such as “he hit me, it’s a shame, I should hide it from everyone” ... I would tell her never to do that. I mean she should reveal the perpetrator.”**

“I think, I mean I also think that it should be revealed; because the moment when I told about the behaviors of ... to my mother and other people who are close to me, it creates a pressure on him. ... For example, I told the lawyer, when the lawyer called him it made a huge impact on him. So it means that these types of behaviors should not be kept secret, I mean it should be revealed whether he is punished or not ... I mean at the most they are sentenced to 3 to 6 months and because it’s his first sentence he gets out with 1500 liras of bail. I mean of course this situation affects his work, but I don’t think at the societal level this has nearly no impact on preventing these kind of behaviors, that’s why I think that it is very important to expose these behaviors and that they are condemned ... I mean they should also be punished but it should also be exposed. ... Why did I hide it for years, because I was ashamed. I mean I am an educated woman; but I have hidden that I got slapped or punched. Why should I hide it? I am not the one who should be ashamed of this, the person who did that to me should be ashamed so that he won’t act like that again; but I kept it a secret for years because I was ashamed of it.”

(38 year old, university graduate)

Considering the life story of the woman who recommended these things, it should be highlighted that she reached this point over a long time-span and she was weary throughout this period. It is understood that combating violence alone is not enough for preventing the violence or the possibility of being subjected to violence and that it is more effective if the perpetrators of violence know that women are not alone in their struggle against violence. From the narration it is seen that revealing the violence is more effective than criminal sanctions. Furthermore, it has also been mentioned that when the violence is exposed, it is important that the society does not accept this as normal:

“I mean the relatives should know about this too; but this situation should be condemned and not accepted as a normal thing. ... It should never be approved ... The opinions like “the kid misbehaved so he/she deserved to get beaten” or “the woman nagged so she deserves to get beaten” should be wiped out.”

(38 year old, university graduate)

The interviewed experts also agreed that the violence should be revealed and shared. For example; a doctor mentioned that women should tell about their experiences starting with their immediate social networks in order to cope with violence.

“... first, to get help, they should tell about it. First, they should definitely state that they have been subjected to violence and they should ask for help, I mean this is the first stage ... I think it is essential to tell about violence. They should definitely tell about it, starting with their neighbors. Then continue building a circle, with other places like health institutions, centers for legal counseling, women’s solidarity centers ... I think it is essential that they tell about the violence starting with their neighbors.”

(Doctor)

A lawyer, who highlighted that women should speak up and tell about the experienced incidents, stated that the experiences regarding the combat against violence should be shared within an organizational structure and that this is important for producing solutions:

“First, ... women should be given the right and the authority to freely talk about and generate policies for this subject. Because, ... the relationship is not between equals ... first it is important that women get organized to produce solutions through which they will be able to openly talk about or share their own coping strategies and their experiences about the violence, and establish effective mechanisms to combat this issue.”

(Lawyer)

A judge, who mentioned that even though women do not apply to institutions to seek help, it is important to tell about the violence at least to their immediate social networks, emphasized that the awareness of women should be raised on measures that can prevent the experienced violence:

“First things first, they should tell that they are being subjected to violence. I mean they do not always make applications. ... They do not go to the police, doctor, law enforcement officers but at least they should tell about it to the people around them. Because once they keep silent and do not tell about it, the rest comes. I mean they should definitely share it with other people, they should seek support. Or women should be able to take some measures to prevent the violent acts of their husbands, intimate partners or whomever. I mean women’s awareness should be raised.”

(Judge)

13.1.2. Getting help and psychological support

Women generally fight alone against the domestic violence they face due to various concerns and despair. However, domestic violence against women includes actions about which women will need support in different areas. Knowing that she is not alone and being aware that she can be in solidarity will empower the woman and can lead her to combat violence. The recommendations which have been mentioned especially in the interviews conducted with the women and experts/professionals/managers generally include views that women should seek help for their struggle against violence.

Since exposure to violence also brings psychological breakdown, the recommendation of providing psychological support for the victims of violence has been mentioned both by women and the experts/professional/managers. Nevertheless, psychological support is not a service that could be given to people without their demand. Therefore, concerning psychological support, the importance of being encouraging and supportive without being insistent should not be overlooked.

The fact that the victims of violence who have sought help from an institution for combating violence have dwelled on psychological support demonstrates the importance of this issue. The words of a 20-year-old woman with secondary school education, who especially emphasized that violence was not being told to other people, clearly reveal the need concerning this subject: ***“Psychological help, if not anything she needs that. Because sometimes you cannot talk about certain things with people, even if they are your best friends.”***

Similar to the narrations of victims of violence who have utilized psychological support in the institutions to which they have applied, experts from different professions have also stated psychological support among the priority needs of the victims of violence. A district governor implicitly mentioned that in violent environments women lose their strength for combating violence and emphasized the importance of women being in a safe environment.

A police officer, who stated, ***“It is impossible for women not to experience psychological problems”***, expressed that victims of violence definitely needed psychological support. Furthermore, s/he recommended that this support be provided without delay.

“Every woman who has made an application within the scope of 6284 needs psychological support. I mean it shouldn't be marked as no [in the form filed during the application], it should always be marked as yes ... Women definitely need psychological support. I mean, in

big cities everybody already needs psychological support and on top of that she experienced violence. ... when women come in to apply for the first time ... when they are completing the paperwork, their psychological states should be examined first by, I don't know, a family health expert or by a psychologist, they should listen to the women first then move on with the judicial procedures, not before."

(Police officer)

Regarding the situation of providing support for the victims of violence during their thorny combat, a lawyer, who emphasized that the support should not be limited only to psychological support, stated that women should be morally and materially supported in order for them to reach a point where they do not feel lonely, gain their self-confidence and become more powerful. Furthermore the lawyer stated that the victims of violence should combat violence with the help of an expert and that getting help from an expert does not necessarily have to be an institutional or legal step, it could also be mere consultancy. The lawyer explained the importance of the method by which the women are convinced to get the help of an expert with these words:

"Without forcing, by encouraging them, not with a judgmental attitude but by being supportive, understanding and ... It is very important to approach them by ... thinking that "I could be a victim of violence one day, I could also be exposed to violence one day", because ... just like in every trauma the victims of violence blame themselves first. They justify the violence that they have experienced, and the perpetrators of violence. They start to rationalize the violence. "He beat me because I did this". I mean to begin with, that ... solidarity, that support is very important. We need to accept as a whole that she did not deserve the violence, nobody deserves it, and we need to build our language, our point of views on this understanding."

(Lawyer)

Another lawyer, broadening the scope of the people that can get help, defended that all sorts of support services should be provided for all the victims of violence. The lawyer explained that the individuals should not feel like they are alone during their struggle against violence and that the support services would be beneficial in this sense:

"Whoever the victims of violence are, men, women, children it doesn't matter, I think that all of the people should receive the necessary support. Financial support, moral support, psychological support, educational support I mean ... they should not feel alone."

I think that they should be able to say, "I have the state behind me, or non-governmental organizations"; they should be able to say that "there are places where I can apply when I become a victim".

(Lawyer)

The need to seek help, if not from the institutions but from their immediate social networks is clearly seen in the below-mentioned narration. A woman who has constantly been subjected to physical and psychological violence throughout her marriage explained her expectation for help from her immediate social network with these words:

"My expectation from my family was like this, I always wanted them to come to my house, they didn't come. He said to me stay away from your family, stop seeing them, the support that I expected from my family was like this, I always wanted them to come and see me, always be around ... they would have understood ... they would have seen how terrible he was, what kind of a family I was in, I always wanted them to visit, and see for themselves, they didn't believe a thing that I told them. And the support that I expected from my girlfriend was like this, I said to myself she is getting an education, ... she would bring me books, I would read them I really liked that, we talked, I liked our conversations, It relaxed me mentally. I mean how should I put it, it relaxed me. When I told about the incidents she wouldn't have malicious intensions. You know like this will happen, that will happen..."

(36 year old, primary school graduate)

Another way resorted to prevent domestic violence is to remove the victims of violence from the violent environment or suspend the perpetrators of violence. Providing a safe shelter for the victims of violence or suspending the perpetrators of violence from the shared residence are among the implementations within the scope of the current legislation. A district governor, who stated that, above all, the victims of violence should be taken away from the environment where there was a psychological pressure caused by violence, explained his/her recommendation with these words:

"First of all, she should be taken away from the psychological thing of violence, you know, both physically and mentally ... first she should be taken away from that atmosphere and should be brought to safety, now I don't know whether it will be a women's shelter or another institutional structure, she should be rescued from that place."

(District governor)

The district governor, who mentioned that s/he was in the practical side of the issue and that **“whether they are the victims of violence or not, women are the backbone of the family”**, stated that the awareness of women should be increased and that concerning this issue, the responsibility relied on the non-governmental organizations: **“First their awareness should be increased. They should learn about their rights, as to where and how they can apply ... from the non-governmental organizations. They should first know that they have security. If they know, if they know what to do then she will find her way...”**. The district governor mentioned the importance of being aware of one’s rights and of the ways of making an application, laying the responsibility on women: **“If the women are perfectly aware of these things, then they can protect their children, protect the unity of the family and themselves, am I wrong? That’s why women are in the center”**.

Establishing women’s police stations are among the recommendations made to help women reach institutional support for combating violence. This recommendation is based on the fact that women do not easily choose to make an institutional application. A social service expert recommended that **“women police stations should be established. That’s why there is a need for interim mechanisms before the legal processes regarding women”** pointing out that women take step toward the legal process with difficulty. Furthermore, the same social service expert also recommended that the phone numbers that women should reach be at easily accessible points: **“Everywhere, they should be in places where women can reach them. Something can be done for the GSM operators too ... You know, how they can be effective for this purpose or ... I don’t know something can be done. Women should be able to reach them. They can send every woman text messages.”**

13.1.3. Economic independence of women

Regarding the combat with violence against women, economic independence of women is an important factor in enabling women to make a difference in their status within the family and society by empowering themselves. Many recommendations regarding this subject have been mentioned by experts/professionals/managers and also by the young men who have participated in the focus group discussions. However, very few of the victims of violence who have received institutional support have made recommendations on the economic independence of women. It seems that there are two reasons why women have not mentioned the economic independence of women as a recommendation for preventing violence. One of these factors is the fact that not many of the women have participated in the labor force and the other is the internalized tendency within society that women, especially married women, should not work outside the house.

Some of the men who have participated in the focus group discussions and in-depth interviews emphasized the importance of women becoming self-sufficient by gaining their economic independence in order to combat violence against women. Furthermore, as mentioned for every problematic area, increasing the awareness of men and women has been recommended. The tendency to consider women's economic independence as a factor that prevents violence increases with increasing educational levels of the interviewed individuals. For example; a high school graduate focus group participant young men, who has been married for more than 3 years, stated that receiving formal education would significantly contribute to women's participation in the labor force and expressed that women should have an income of their own:

“... I mean it is important that women, too, receive education ... when women gain their economic independence ... they definitely can stand on their own two feet. I mean women do not have economic independence, they are housewives and financially dependent on their husband. There are many women who are being exposed to violence and endure it just because they do not want to leave their children out in the open. ... I think that women should gain their economic independence.”

(Married for more than 3 years, focus group with high school and above education)

In Turkey, where the participation of women in the labor force is less than half the amount of men's participation in the labor force due to the impact of the gender based division of labor and the patriarchal structure, the recommendations of the experts regarding the combat against violence focus on women's participation in the labor force. A lawyer mentioned the necessity of supporting women's participation in the labor force with these words:

“I think that women should be effectively supported ... in the labor force, because I think that as they gain ... their economic independence, as they figure out who they are, the violence incidents will decrease ... I think that the government should support women in every way to help them ... gain their ... identities.”

(Lawyer)

A police officer, who mentioned giving vocational education and increasing the job opportunities for women, which has been highlighted as important for women's economic independence by the experts/professionals/managers, stated that ***“because women do not have their economic independence they have to stay in the women's shelter ... with their children”*** and that women were left with no choice to return home to violence because they could not

earn their livelihood on their own. The police officer stated that not having an occupation was the biggest obstacle before women's struggle against violence: **"... [for women] occupation is very important ... but a guaranteed occupation ...these women should be given courses that guarantee a job ... and women ... should also take place in the work force, at least in order not to be subjected to violence."** A police officer, who stated that it would be more functional for women who had passed the school age to find a job through courses, recommended that the government take responsibility regarding this issue and emphasized the importance of education for girls:

"You can't make 35-40 year old primary school graduate women complete their education first through open-high-school and then open university just like that. Because these are also processes, ... these are long durations. ... What we can do now for an uneducated person with a certain age in a fast, hurried manner is to provide them with jobs through İş-Kur, to give them courses and provide jobs for them ... the state finding them jobs... I mean not like teaching them the job and then telling them, ok here is your certificate, now you know the job good bye, but they should provide them with courses which guarantee jobs ... if women have jobs, ... if they gain their economic independence ... if these women are told, right in the primary school "you have to gain your economic independence" then it won't reach this far."

(Police officer)

A doctor, who highlighted the importance of equality between men and women, explained the consequences of women being dependent on their husbands with the following words: **" ... when women are seen in the second place, when they are not considered equals with men, when they do not have equal life conditions with men, when the conditions which enable women to stand on their own two feet are not created for them, when they are forced to be dependent on their husbands, the road for violence has already been paved for them"**.

For women, the cost of not having an income of their own is giving up their lives and being forced to endure a life with difficulty by being dependent on someone. A lawyer, who listed the things women can do for their combat against violence, stated that even though there were legal measures that could be taken for the victims of violence, in reality it was very difficult to practice these and these measures also brought along financial problems with them: **"... but in practice, these are very difficult to implement, people are facing serious economic problems"**.

“... legally there are many things that they can do, I mean they can file for divorce, receive alimony, material and moral indemnities, from the ... directorates they can get financial support, support for employment ... file for criminal action, make a complaint to the prosecutor's office, get protection orders and so on ... to ensure economic independence, find a job...”

(Lawyer)

In practice, it is not always easy for women to work in order to earn their livelihoods. On top of social pressures, the participation of a woman, who lives in a traditional structure where it is not appropriate for women to work outside their homes, in the labor force can be hindered when the woman is not equipped for the job. A social service expert reminded the fact that it was not always easy to find an income-generating job which would ensure women to stand on their own two feet and stated that this should not be overlooked: **“We talk about jobs but if most of the victims of violence are not working, if they are coming from traditional backgrounds it is not easy for them to participate in the labor force that fast”.**

13.1.4. Recommendations which lay the responsibility of combating violence on women

In the interviews, opinions that are formed in line with the patriarchal point of view and the principles of this system have also been mentioned for the prevention of violence against women. These opinions, which bare the traces of a perspective that does not consider men and women to be equals and which is based on an approach that suppresses women, pave the way for violence. In the family structure, which includes roles and responsibilities that differ according to gender and are unequal, women are expected to “obey” the father, husband and other male members of the family. Such behaviour is among the recommendations made especially by the imprisoned men for preventing or combating violence against women. The recommendations such as women being “obedient”, refraining from behaviors that will bother men and women being more amenable have been presented to women who have suffered from violence as the behaviors which will eliminate violence. Men have recommended that since the use of cell phones and social network sites like “Facebook” by women bothers men, women should be more carefull regarding this issue and stay away from these virtual environments.

Another recommendation for eliminating violence is women becoming more understanding toward men, learning how to behave, especially during arguments. A focus group participant man with below high school education, who is not married and not in a relationship, recommended that women should

take the responsibility of not creating a violent environment and defusing the tense environment:

“... I mean they can make programs aimed at ladies ... inform ladies, inform ladies on how to behave during an argument. Like “be like this, stay silent when your husband is talking, if you are talking then your husband should keep silent”. ... In the house the smallest things turn into arguments, they argue and argue finally the man beats her.”

(Single/not in a relationship, focus group discussion with below high school education)

Just like the aforementioned example which reflects the views of the patriarchal system, the responsibility of the violence experienced by women can also be laid on women. As defined by a lawyer, violence against women is an outcome of the patriarchal system:

“The codes of the patriarchal system are the equivalent of the inequality between men and women in the men’s world, I mean, men see women as their own property or something that they dominate, so it is a form of violence used to discipline, suppress women, sometimes to let off their own anger, to strengthen their power. ... This is directly a system issue, violence reveals itself as a result of the information that we obtained from the gender roles imposed on us by the patriarchal system as of our birth, it reveals itself as the indicator of that authority, that power.”

(Lawyer)

The recommendations made for combating violence differ according to the views of the individuals on the family. Concerning the views which defend that family should be protected at all times and the unity of the family should not be destroyed, the recommendations reach the point of saying that violence against women cannot be solved by punishment or laws. For example; a focus group participant law enforcement officer expressed his opinions centered on the patriarchal point of view, which were based on the idea that family should not be dissolved and that women can abuse the Laws, with these words:

“The traditional structure formed over many years has already entered the mentality transformation process ... well with the empowerment of women in the society and with the change in the men’s views toward women through this mentality transformation, I think that this issue can be solved outside the laws. I mean I don’t really think that the laws are that effective, I mean, since I take place in the implementation process, ... when I look at the individuals who have applied to the police station, I never think that we are solving

the problem, on the contrary, I have seen that sometimes we are destroying the family and that this issue was abused. ... You know I witnessed people that say their husbands inflicted violence on them just to calumniate their husbands, you know, that their husbands raped them, there are very interesting things."

(Married for more than 3 years, focus group discussion with high school and above education)

This narration of a law enforcement officer reveals that a person who is responsible for providing support for the victims of violence, within his patriarchal perspective, is worried about destroying the family. The possibility of reflecting this point of view to the provided services is an obstacle on the combat against violence.

13.2. Opinions on combating violence against women: At the societal level

Examining the combat with domestic violence against women through societal or cultural perspectives, it is seen that the expressed opinions focus on gender equality. Being a society that is sensitive to gender equality, which is the backbone of the combat with violence against women, and the mentality transformation necessary to ensure this have been mentioned by almost all of the experts/professionals/managers working in this field. Most of the focus group participant men have also made recommendations related to gender equality trainings.

13.2.1. Mentality transformation: being a society sensitive to gender equality

The research findings reveal that education, which ensures personal development and shapes the behaviors of the individuals, is also an important social process for the prevention of domestic violence against women. The education of both men and women gain importance concerning this subject. Especially gender equality trainings become indispensable for combating violence.

The main approach of most of the experts is taking steps for eliminating the mechanisms that produce violence. Giving trainings on gender equality, which are expected to lead to mentality transformation, and executing these trainings starting from the early ages come in the first place among the recommendations of the experts. It has been stated that the awareness of gender equality can only be built by educating people. Furthermore, it has been emphasized that the information given in these trainings should be internalized and not memorized, and the laws and rules should be reflected in daily life. These trainings should be aimed at making the individuals gain identity as individuals.

In the views of a lawyer, there is a hope that a gradual, long-term training on gender equality, which starts from the primary school and focuses on being a human being, can break down the prejudices in the society:

“If we can establish gender equality trainings for children who have just started primary school, if we can educate these children in a way that they can understand, appropriate to their age ... I think that a psychological pedagogic training should be given which teaches that men and women are humans, we are one, we are equal, we are not different from each other ... the different treatment among ... girls and boys is ... wrong, that they should approach a subject not by discriminating men and women but see them as human beings. ... I think that we can break down the prejudices in people’s minds ... the most important solution is definitely including long-term gender equality trainings in primary education, I think that it should be gradual.”

(Lawyer)

The same lawyer, who highlighted the importance of the format of the gender equality trainings, recommended that this training be a basic course but different from the classical curriculum pattern, they be more integrated with life and enable the individuals to internalize the contents of the trainings:

“... I don’t think that it should be given as a basic course ... the citizenship course ... is being offered like that, but generally it is based on memorizing and is empty inside, I think that these courses/ trainings should be thought with plays, drama, dynamic activities and in a way that children can ... internalize it and I think that this training should continue in the secondary school and high school.”

(Lawyer)

Similarly, another lawyer mentioned that children could be educated starting from the early ages with these words: ***“I don’t think that violence is something treatable, except for exceptional cases. It is a behavioral pattern. So, we have to prevent the formation of these patterns and surmount the perspective that has strict, determining gender roles”***. The lawyer exemplifies how this can be done: ***“... for example ... you know how they were teaching us how to be citizens, in my opinion, they can teach them to be non-abusive people, that infliction of violence has serious consequences and sanctions and that there is a deterrent mechanism.”***

A police officer, who emphasized the importance of the education given to the children especially in the family, stated that establishing laws were not solely enough for preventing violence and that this should be supported with the education given to the children in their families. The police officer believes that education starts during childhood and in the family:

“... Where does primary education starts first? At home. They must have parental discipline. A person whose mother and father use alcohol will definitely be bad. They are raised badly in that culture. Especially girls. That internet! Children learn everything from there. You should pay attention to your children. You should raise them to be well-behaved ... Establishing laws, giving punishment are not the solutions, a man hurts his wife, then he goes to jail but when he is released, he still has the same mentality. That's why education is important. Violence starts in the family; people who have been subjected to severe verbal, physical violence also inflict violence themselves. You can only overcome this with education.”

(Police officer)

In order to prevent violence against women, individuals should reach a certain awareness level to change the point of view that normalizes violence by going through an educational process. In a focus group conducted with single men who have below high school education, two young men, who mentioned the importance of education, have also had similar approaches toward education:

A: I mean if he is inflicting violence then all the blame lies with him. I mean the circumstances that created his tendency toward violence could be taken into consideration. I think both women and men should be educated very well.

C: Now, as A. mentioned, because people do not have sufficient education, they do the things imposed on them by the society. You can beat women, I mean you can. Men act based on this mentality. When the necessary education is provided, women won't get beaten.”

(Single/not in a relationship, focus group discussion with below high school education)

The focus group participants with higher educational levels agree on the fact that the upbringings of men are more effective than laws and that there is a need for mentality transformation for combating violence.

A lawyer, who wishes the trainings on gender equality to not be limited to students, and it is considered in a wider range and also offered for the employees working in different fields, thinks that violence can not be eliminated if this training is not provided **“to the police officers, judicial authorities through women's organizations”**. A doctor approached the equality between men and women from an upper structure and mentioned that this should be stated within the country's policy: **“First of all, the decision makers of this country should utter the words “women and men are equal” out loud. As long as this does not happen, as**

long as this dependent relationship remains as a hierarchal relationship, women will always be victims at home, in public places". Similarly a judge stated that **"the legislation, the law settle the existing situations. So for that, the politics will determine what should exist."**

In contrast to some experts who believed that aggravated punishments would prevent violence, some experts emphasized education more than the punishments. For example; while a lawyer stated, **"I think that severe sanctions should be imposed against the violence culture which occurs in every layer of the society, we should impose such sanctions that people should be afraid to hurt, insult, beat one another"**, a prosecutor expressed that **"change does not come with punishment, education is very important for every layer of the society"**.

A social service expert mentioned that the mechanisms from which women could seek help alone were not enough for combating violence and that there was also need for the policies which would transform society's perspective:

"Essentially, the social policies related to the male-dominant social structure which nourishes violence should change. As long as women are still defined with motherhood and are confined to the family, as long as they are seen as the primary element that men possess, the panic buttons or other things like that alone will not be enough. ... and I think that these are necessary too."

(Social service expert)

As a power beyond women, the social pressure intertwined with gender inequality is an important obstacle for women wanting to escape from violence. The power of social pressure is clearly demonstrated in the example presented below:

"Within these walls, a woman waits for the most severe measures to be taken against her husband. Then these measures will be executed, in fact ... according to her, maybe these measures are executed more harshly ... The next day the same woman (this is not a joke) ... says that they are reunited with her husband and waits here all day for the measures taken against her husband to be removed ... what is this? This is also a situation sourced from the violence, in inverted commas, of her husband, it's backing down because of the violence of the family ... again we come to gender. "A man is the husband, he can beat, insult and love you; this is not something to get angry with". The father, mother and brothers say "My girl, all of us got beaten by our husbands" or "all of us have beaten our wives, look we are still married". So they give up after that kind of a pressure."

(Judge)

A judge, who mentioned that violence against women should be perceived as a social phenomenon, stated **"... we have taken the measures, we established the law, the result? There are no results"** and expressed that the solution was to adopt a perspective based on gender equality:

"... how should this training be, I mean, okay, it should be included in the primary education curriculum ... for educating the current students; including primary school, secondary school, you know high school and even university students ... okay let's say that starting from 2014, we will include this kind of a lesson for all grades. But what about university graduates or people who don't go to universities; these people should somehow ... at least in their neighborhood also be educated. I mean the district governorships ... should hold meetings in each of their neighborhoods. Up until now ... these were all on non-governmental organizations. ... they go ... and organize training programs for the women and men living in that neighborhood, well I don't really know if they give trainings for men but they do for women ... where is the state in this? The state only takes part in the implementation process of the legislation. Even that is very notional ... of course there are people who work for this I don't want to be unfair to them, but when I said there is no state I was talking about the system. But there are few numbers of people and they are giving all they can."

(Judge)

The same judge, who mentioned in his comment about the necessity of men receiving training and how they are not being educated, explained that the patriarchal structure was an obstacle in front of this, as well:

"Women were being educated in some places, then it stopped. Furthermore men were never educated. Why, because men cannot tolerate education ... this comes from the patriarchal structure. Because of this, it is difficult to educate men ... then again we end up with something on gender equality."

(Judge)

Along with the opinions that emphasize the importance of women's empowerment and awareness, educating men on this subject has also been mentioned in the focus groups. A university graduate, married focus group participant emphasized that men had more responsibility regarding this issue, stating that as long as men do not change, success cannot be achieved in preventing violence against women:

“Well the solution is men. ... If men are not educated, women’s education ... women are already the victims of violence ... if men are not educated, if we do not prevent the violent acts of men and if we do not warn the people around us, no matter what we do, no matter how educated we are the violence won’t end ... the men should be educated not the women.”

(Married for more than 3 years, focus group with high school and above education)

A university graduate married focus group participant expressed that regarding violence against women, the problem is related to masculinity and it is the state who should fix this situation:

“... the problem is based on masculinity ... this situation is directly related to the state. ... We cannot impose any sanctions ... It is the state who should ensure this, if they can overcome this impunity culture, we can somewhat prevent this problem; but as I said before the state should play an active role in this.”

(Married for more than 3 years, focus group with high school and above education)

Concerning the issue of providing education to convicted men, a man who participated in anger management trainings within the scope of his probation was pleased with the training program. He believes that these kinds of trainings will be very beneficial for men and expressed that these sorts of institutions would have a positive impact on the combat against violence. A 46-year-old secondary school graduate man, who participated in the anger management training within the scope of his probation, thinks that the training program in which he participated will be effective for making men more patient and consequently preventing them from inflicting violence:

“I mean, patience is the most important thing for them. I mean, no matter what happens, when the incident ... ends up in violence they will be considered wrong even if they were right, I mean they should not keep silent but they should act wisely. They should talk wisely ... no matter what happens they should convince them logically. Because it is the most rational way, because men can be absolutely right but if they inflict violence than they will end up being wrong.”

(46 year old, secondary school graduate)

13.2.2. Awareness trainings on violence against women

For the elimination of violence against women, the importance of the awareness trainings on this issue has been mentioned by most of the experts. A psychologist believes that the subjects related to violence against women should be included in the curriculum:

“...to talk about violence against women more, to inform people, raise their awareness, to determine what is violence and what is not, to talk about it ... maybe to include this subject ... in all of the curricula. I mean a serious overhaul should be undertaken for the curriculum. I mean like the language that supports gender inequality should be removed from the language or all the curricula...”

(Psychologist)

In the in-depth interviews, a manager mentioned that various efforts for building awareness of violence against women were being at the institutional level; however these efforts were not yet at the desired level. A district governor, who has emphasized that awareness was essential and without that perception all of the measures to be taken would be insufficient, expressed his/her opinions related to this subject with these words:

“Society’s awareness should be increased, in fact it has already started, the activities to raise society’s awareness. There are many activities conducted for raising awareness by the Ministry of Family, the Ministry of Interior, other ministries, non-governmental organizations, European Union projects and other projects, aimed at the society. But they are not enough; they should be improved ... without being aware of the subject, without getting to the core of the issue, other measures will not be ... enough, they will be insufficient.”

(District governor)

Concerning the violence occurring within the family, apart from women and children, other family members also get affected by this violence. Considering the fact that the family and close relatives can also be victimized by the violence in the severe violence incidents, a lawyer recommended that the government and the non-governmental organizations also provide support for them:

“They can lose their jobs too, they can be excluded from their normal daily life struggles and activities ... they go through such a severe trauma ... I think that all of the family members should be provided with support and they should be given a good psychological training, I think that through trainings they should be informed about necessary communication techniques, necessary psychological

methods on how to ... approach the victims of violence in their family, so that they can treat the victim of violence ... well."

(Lawyer)

In the families where there is violence against women, the victims of violence can be victimized by their own families, especially by the male members of the family. Another lawyer, who highlighted the importance of educating the family within this context, emphasized the necessity of eliminating the biased view that marginalizes the victims of violence. The lawyer also pointed out to the need for mentality transformation in order to build this awareness:

"If a victim of violence, a young lady, a woman is being insulted because of the violence that she experienced by the male family members, then she is being marginalized ... the family members, men are prejudiced against women who have been raped, harassed, have been exposed to violence; I think that these prejudices should be overcome, that every family member should be trained on this issue..."

(Lawyer)

For combating domestic violence against women, it is important that violence is not accepted by the society. Along with the criminal sanctions, infliction of violence should also be condemned by the society. A lawyer, who believes that, along with the criminal sanctions, societal and social sanctions will be effective for preventing violence, maybe more effective than the criminal sanctions, mentioned the following:

"If they do not have any problems with their mental faculties then they will avoid these behaviors if they see that there are consequences and sanctions. They will [know] that they should stay away from it, that these will have some consequences, most importantly it will have societal and social sanctions ... So, I think that if the perpetrators of violence ... know that this will not be approved by society they will refrain from doing it, because the acceptance of society is very important."

(Lawyer)

The same lawyer, who believes that the reason for the domestic violence impasse is the societal acceptance of it, explained that the infliction of violence should have a social toll for the perpetrators:

"If we start from the point of view 'It's a matter between the husband and wife, it should not be interfered with'... if the perpetrator of

violence [knows that] he will not be approved of, he will be excluded, that he will pay a social price for doing this ... Maybe that man will not stop inflicting it right away but other men will refrain from inflicting it. Well the main aim of the punishment and sanction is the deterrence."

13.2.3 The way violence is presented in the media and the legitimization of violence in the media

Since media makes domestic violence against women known to society, it has been frequently mentioned during the interviews and is thus included in this section. In the in-depth interviews conducted with the experts and in the focus group discussions and in-depth interviews conducted with men¹, most of the participants have expressed their opinions on the media.

As regards combating violence against women, cooperation concerning the responsibility areas of the media is indispensable. In the sub-clause 3 under the Article 16 of the Law No. 6284, provisions have been made on the airtime of and on the informative materials to be broadcast by the Turkish Radio and Television Corporation, the private television channels and radios which have national, regional and local broadcasts. Furthermore, it has been decreed that these materials will be prepared by the Ministry of Family and Social Policies, seeking the opinions of the universities, relevant professional organizations and non-governmental organizations.

In this section, the opinions expressed by the experts/professionals/managers on media are presented. In these interviews, in which the focus has been on the tone of the media, the views differ. It is seen that the way violence against women is presented by the media and the language used by the media is the common concern of the interviewed individuals. There are different views on whether the news of violence should be displayed or not. For example; a judge mentioned that the news of violence should be covered by the media but the media should be careful with the tone:

"It's a knife edge ... people should know about this; because otherwise it is ignoring it. ... You know how it is not appropriate to talk about something shameful but in some way it should be known. So for that reason presenting these news items are a good thing; but the way of presentation of these news items is important too. I mean like he beat her and got away with it, you know he beat his wife and he was released. I mean it is wrong to present these news items like this. But is this the case? It is. ... I mean a perception like "you can beat your wife and then go to the court house and you will be released, nothing will

¹ For the opinions of men on media, see Chapter 11.

happen to you”, this should not be created. However, these incidents should somehow be displayed and should be known.”

(Judge)

A doctor expressed his opinions on the media regarding the issue of domestic violence against women by emphasizing the way media presents these news items: **“the way a victim of violence is presented in the media ... They cover these news items in a manner to create a prejudice. Their headlines are aimed at that. They use these traumatized women as show material, they judge them, humiliate them ... I mean I think the media is horrible.”**

Regarding the way these news items are presented, a judge, who has similar concerns with the experts presented above, stated that some adjustments should be made for the media:

“The way the media presents these news items is very wrong. I mean I saw many divorce suits that said you will end up like Münevver. Because ... how she was killed, they showed it on the televisions. The place where he bought the saw ... of course they have to inform us, but ... There should be a limitation for the way these news are presented. Because it encourages people, it sets an example.”

(Judge)

A district governor who agrees on the impact of the media and who suggests that the media should exhibit a more responsible manner of broadcasting mentioned that attention had to be paid to the way these incidents are presented:

“Media should not do these extreme things, they set a bad example. You know like he shot his wife... in the street. They should not display those images. The media should have a responsibility like that ... they show even the smallest details, that much is not necessary ... They encourage some psychopathic things ... other than that, of course, the media has a significant function.”

(District governor)

A lawyer mentioned that the language used to express the violence was very important: **“The language should be focused on the person who inflicted the violence, not the victims, it should point out the perpetrator, a language that exposes the perpetrator and disgraces that person should be used”**. Furthermore s/he continued with this example: **“it should not be something like ‘Insane husband took life!’, it should be stated that he is a criminal...”**. The same lawyer suggested that a language which justifies, approves, legitimizes and rationalizes violence should definitely not be used while broadcasting the news:

“Violence does not have “buts”, “reasons”. ... Because this subconsciously gives ... very serious messages. I mean the fact that a husband could say “I will make you end up like Ayşe Paşalı” demonstrates that the Ayşe Paşalı incident ... empowers men and not women. However, that decision was a very significant improvement for women. He was sentenced to aggravated life imprisonment ... but the society did not receive a deterrent message. Why? Because the way this incident was displayed, the representation of this news, this incident was not aimed at that. The women received the message “if I do this I will be killed.”

(Lawyer)

A police officer, with an unrealistic radical view, stated that all of the news related to violence against women should be removed. In fact the below mentioned experience of the police officer which has an influence on this view, demonstrates the reflection of the way media displays violence against women in society and the points where this issue can reach:

“They are encouraging and directive. In ... there was a man to whom we made a notification through the gendarmerie, that man went to his child who was a student in ... and said “do you see the news ... see I am going to kill your mother like that, just like this you are going to watch the bloody images of your mother on TV”. They were divorced 5 years ago. ... We brought that man here, and talked with him. He said to me ‘Look those people also murdered their wives, if the woman leaves her house there is something else behind it’. Of course the kids get more influenced by TV.”

(Police officer)

13.3. Opinions on combating violence against women: At the institutional level

The opinions on combating domestic violence against women at the institutional level have mostly been mentioned by the experts/professionals/managers working in the field of violence against women. Therefore, this section mainly includes the problems encountered by the experts/professionals/managers during the implementation of Law No. 6284 on the Protection of the Family and the Prevention of Violence against Women and their opinions regarding this subject.

The opinions are presented under the headings of protective and preventive cautionary decisions. The opinions and recommendations on the protective cautionary decisions mostly focus on providing temporary protection, providing

shelter for the victims of violence and their children, changing the identity and concealing the personal information. The opinions on preventive cautionary decisions generally focus on the suspension of the perpetrator from the residence and the allocation of the residence to the protected person and on the treatment of alcohol or drug or stimulant addiction. Furthermore, experts have also expressed their opinions on the preventive imprisonment decision issued within the scope of the Law in cases of the violation of the cautionary decisions. The problems encountered in the administrative procedures during the implementation of the cautionary decisions and the points mentioned by the police officers who receive the majority of the applications regarding domestic violence against women are also dwelled upon.

The opinions and recommendations on the operation of ŞÖNİM affiliated to the Ministry of Family and Social Policies as per Law No. 6284, which provides services for preventing violence and monitoring cautionary decisions as well as, services for the victims of violence and the perpetrators/potential perpetrators of violence are presented under a separate title. Various problems encountered by the experts/professionals/managers during their duties on combating violence against women have also been mentioned in the interviews. Within this context, the opinions on the impossibilities, in-service trainings and institutional operation are presented under separate titles.

13.3.1. Opinions on Law No. 6284

It is seen that Law No. 6284, which was prepared based on the measures stated in the Istanbul Convention and was published in the Official Gazette and came into force on March 20, 2012, has been in operation for a very short time at the time of the research. The Law came into force a short time ago and authorized the law enforcement chiefs, for emergency situations, and the administrative chiefs to issue cautionary decisions, as well as introducing new implementations such as temporary protection and covering of health expenses, support services for the victims and the perpetrators of violence and the obligation to report and responsibilities for the media. Within this context, mostly experts/professionals/managers mentioned various problems that they encountered.

13.3.1.1. Protective cautionary decisions

In this section, among the protective cautionary decisions in Law No. 6284 the opinions on three of the most frequently mentioned cautionary decisions in the interviews are presented. These are as follows: "providing temporary protection upon the request of the victim of violence or ex-officio, if there is a life threatening danger for the person"; "providing an appropriate shelter to the person and if necessary to the person's children in the vicinity or in some other location" and "changing

the identification and other related information and documents of the protected person", which are among the decisions issued by the administrative chiefs.

13.3.1.1.1 Opinions on the temporary protection cautionary decisions

With the decisions issued in case of a life threatening situation for the victims of violence, upon the request of the victims or when deemed necessary by the administrative chiefs, women can be taken under temporary protection. From the narrations of the experts, it is understood that during the implementation of the legal regulations, there are problems with "close protection". Among the mentioned problems, it has been stated that the law enforcement agencies will be understaffed to meet the close protection demands. A police officer expressed his opinions on the quantitative impossibility of implementing the temporary protection decision and on seeking the opinions of those who are involved in the implementation while preparing the Law with these words:

"In theory it is very good ... 6284, but there are many hindrances to the implementations. In practice ... ok it is academically very good, there have been efforts ok, but they are not asking the field ... In the Law 6284 ... there is close protection ... but at the moment it is not working ... you know, there is an institutional explanation for it. It is said that in Turkey there are nearly 15 million married women. If 1 percent of these women demand close protection, our police force will fall into pieces. They will fail."

(Police officer)

A judge who stated that the police force was not fully staffed for this task, expressed that as a professional active in the implementation, the police might not be able to meet the demands even though the protection decisions were issued. The same judge, who also stated that it was difficult for women to walk around with a guard, mentioned the difficulty of this kind of a protection when the physical environment is considered:

"For example when you say close protection, the police say: We are fed up with these because ... you never know what will happen and where it will come from. There are specific examples, especially in the slum areas or detached houses ... they say we sit in the living room or stand in front of the door. After a certain amount of time, you know because they are generally women, the victims of violence, they get tired of it too ... it is not comfortable to walk around with a police officer or have the officer stand in front of your door. I mean, it also suppresses freedom. There are people who want it. On the other hand, since the police are not fully staffed for this implementation,

they say “we cannot provide close protection” ... “You issue close protection decisions; but we provide protection upon calls”. I mean the court issued the decision but the police say ... “we don’t have officers, what can we do”.”

(Judge)

A police officer, who stated that women were pleased with the cautionary decisions, explained the satisfaction of the majority of the victims of violence, at least for the cases that she was responsible for, giving percentages. From the interviews conducted with the police officers, it is understood that this police officer fulfils her duty with more sensitivity and with delicacy. It is seen that the fact that this police officer is a woman makes the difference.

“Generally the cautionary decisions concerning ladies come from ... article 5 of 6284. 60 percent of these suspension decisions serve the purpose. Other than that, article 10a of the Protection Services Regulation also serves the purpose for ladies and there is an ease to it. If the cautionary decisions of the ladies that I’m responsible for end we can extend them; I call them after 10, 20 days and ask about them. Most of them say ‘God bless you’. 60-70 percent of these implementations work; but 25-30 percent of the individuals are ignorant. They do not follow these decisions, they do not accept them.”

(Police officer)

13.3.1.1.2. Opinions on the cautionary decision on providing shelter

The opinions and recommendations on the protective cautionary decision for providing shelter to the victims of violence and, if necessary, their children, generally focus on women’s guesthouses/shelters. Many experts stated that the primary aim was to save women from the negative physical and mental conditions that they were in. The recommendations focus around three subjects. The first one is the indispensable role of women’s guesthouses/shelters for the combat with violence against women. The second one is related to the duration of the stays in the women’s guesthouses/shelters. Another recommendation is on establishing conditions that enable the participation of women staying in these institutions in social life during their stay.

A lawyer stated that because the social and economic conditions of women did not enable them to live on their own, they were forced to live in the same house even though they were being subjected to violence. This lawyer emphasized the importance of the women’s shelters/guesthouses. Moreover, s/he explained that since women mostly did not have economic independence, security or support,

and since they did not have anywhere else to go other than women's shelters/guesthouses, without these institutions the combat against violence would not be a real one:

“... if there were mechanisms where women could stay when they walk out of the door ... where they could receive socio-economic support then we wouldn't be talking about women killings this much, shelters are very determinative. Just because most of the women do not have anywhere else to go, they can't get out of that oppressive environment called family home ... Because they do not have a place to live, security, money, education, job, family support, nothing and if you do not provide shelter opportunities for these women, you can combat with violence all you want, but ... you can neither eliminate nor really combat it.”

(Lawyer)

A social service expert, who recommended increasing the number of the women's shelters/guesthouses, making it easier to reach these places and ensuring that these places have good conditions, expressed that women's predicaments should be taken into consideration and that women's shelters/guesthouses were very important for women:

“The women who come to the shelters ... are really very very lonely, extremely desperate. For these women, I mean for women who are deprived of all kinds of social support mechanisms, shelters are crucial. ... The number of these places should be sufficient. The victims of violence should be able to reach these services with ease. Because it is already difficult for women. It is very difficult for the victims of violence to express themselves, to apply to necessary places. It is very important to ensure the accessibility to these places, to facilitate it and increase their numbers. I mean, with all their desperation, women should not go to those places and encounter a horrible environment. I mean women should not be forced to go back to their homes. That's why it's very important.”

(Social service expert)

This situation mentioned by the social service expert, points out to the problems encountered by women during the implementation of the cautionary decision on providing shelter. The narration of a police officer who did not have direct information on women's shelters/guesthouses reveals that even though s/he did not see for him/herself, s/he reflects his/her negative prejudices toward the women's shelters/guesthouses in her/his work:

“I have not personally seen them but the conditions in the shelters are bad ... The women come to us and say ‘I want to go to a women’s shelter’. But she will be disappointed when she goes there. That’s why we ask her whether she went to a shelter before, I ask them whether they know about the conditions, whether they can stay there with their children.”

(Police officer)

Concerning the cautionary decision on providing an appropriate shelter to the person and, if necessary, to the person’s children in the vicinity or in some other location, a social service expert, who emphasized that women are not able to live at their homes, once more expressed the importance of the women’s shelters/guesthouses from this perspective. The reasons such as women not having an income and property of their own, not knowing their rights and their homes being close to the houses of their husbands’ families decrease women’s possibilities of living in their homes. When the impossibilities of women are considered, the importance of taking shelter in the women’s guesthouses/shelters comes to forefront once more. The narration of the social service expert clearly demonstrates this situation:

“But of course it’s not only about the shelters ... right now the main aim is to ensure the protection of the women at their own homes. The main aim is to ensure this but it is not enough on its own. We know that most of the women cannot stay in their own homes. Since women are poorer especially when it comes to property, since they don’t own any property, many women are in this position, when their husbands kick them out of the house, women feel obliged to leave their homes. But legally it is not like that. Legally it doesn’t matter who owns the house. Women can stay in their houses no matter what. The family house can be allocated to the women by the court. However, many women do not know about these things, that’s why they leave their homes. Generally the houses are very close to their husbands’ family so even if the family homes were to be legally allocated to the women it would not be possible for them to stay there. I mean in these situations ... there are many women who are deprived of social support, who are desperate. That’s why shelters are very important. I mean staying in the family home is not sufficient.”

(Social service expert)

Although in the Regulation on the Opening and Operation of Women's Guesthouses² the length of stay is limited to 6 months, this time can be extended after the evaluations on women's conditions. Nevertheless, regarding the length of stay in the women's shelters/guesthouses, a lawyer emphasized that there should not be an upper limit to staying in the women's guesthouses.

"... although the law introduced some good provisions ... the length of stay in the shelters or the length of financial aid is limited ... I think that these limitations stated in the law are wrong and that they should be evaluated according to each case ... there shouldn't be any upper limits for staying in the shelters ... maybe the woman went through a very severe trauma and would need the support of the state for a year."

(Lawyer)

Among the recommendations it has been stated that the regulations on the women's shelters/guesthouses should ensure that women staying in the shelters are not isolated from social life. The same lawyer stated that the shelter opportunities provided by the women's shelters/guesthouses should be aimed at keeping women in social life:

"I think that these houses should not be isolation houses, the perpetrators of violence should be isolated not the victims. The victims of violence should entirely be involved in social life ... this should be supported by the state, various occupations or hobbies can be established."

(Lawyer)

A lawyers who preferred to use the word "sanctuary" instead of women's guesthouses/shelters, complained that the locations of these places easily become known in society and emphasized the importance of the control mechanisms of non-governmental organizations for the women's shelters/guesthouses. Another problem mentioned by the lawyer is the practical difficulties encountered in the women's guesthouses/shelters for the women staying with their children.

"... all I can say about the sanctuaries is that the conditions are very bad. First of all the fact that they are calling those places guesthouses and not sanctuaries ... is a problem all by itself. Because women literally seek sanctuary from those places, to save their lives, to

² In Article 14, paragraph one of the second section of the Regulation on the Opening and Operation of Women's Guesthouses dated January 5, 2013, numbered 28519, "the length of stay in the guesthouses is 6 months starting from the women's first admissions to the First Step Center" and in the second paragraph it is stated, "the length of stay can be extended after the evaluations on the women's recovery processes. The extension period is determined by the evaluation committee, seeking the opinions of the social service expert and if there are children the child development expert".

survive, they take sanctuary because they have nothing else to do. We are very incompetent regarding sanctuaries, they are easily exposed, they become known very easily. We are all familiar with the incidents of women being murdered in front of the sanctuaries and we witnessed incidents where the police officer calls the sanctuary and say “she was staying with you right, her husband came in and he wants to reunite with her”. ... Secondly the capacity is very low. Most of the arrangements on women staying with their children are very obstructive...”

(Lawyer)

From the in-depth interviews conducted with women, it is understood that most of the women who have used institutional application mechanisms and who have stayed in the guesthouses affiliated to the Ministry or in the shelters of the municipalities in different provinces are pleased with these institutions. Nevertheless, regarding this positive view, the contribution of the sense of security that the women feel in the women's shelters/guesthouses should be noted.

13.3.1.1.3. Opinions on the cautionary decision of changing the identity and other information and documents

Concerning the combat with violence against women, as per the Article 4ç of Law No. 6284, if a life threatening danger is detected for the protected persons and other measures to prevent this danger are inadequate, the decision to change the identification and other related information and documents of the protected persons come to the forefront. Even though this protective cautionary decision, which is issued based on the informed consent of the protected persons, has been executed at a lesser extent, the experts/professionals/managers have dwelled on these decisions in the interviews.

A judge, who had issued this decision before, stated that this decision was very important and that it should be executed with attention due to the individuals who could abuse this right. Although, in the below mentioned narration, the judge explains that there is a problem caused by the manner in which the article had been written, the related paragraph of Law No. 6284 does not include an expression such as, “without seeking evidence or documents” [see Article 4(ç)]:

“... about that subject ... in my opinion, there is a problem with the way the article was written. It says without seeking evidence or documents. I mean the change of identification is a very serious decision. The identity cannot be changed without requiring any evidence or documents ... maybe the person is a culprit, a murderer ... will change their identity in order to run from the law. They can

be terrorists or I don't know a fraudster, they can have other reasons ... I don't issue it without any research. I do my research, whether they have criminal records or not ... Is there really a life threatening situation ... or are they using this for another purpose, we should know that."

(Judge)

A doctor stated that changing the identity alone was not the solution: **"change of identity ok ... but that woman really needs a job, income and shelter in order to stand on her own two feet ... As long as these are not provided for her, the woman can feel like, by changing her identity she is being fully disconnected, like she is severing the solidarity ties"**. The doctor stated that it was essential to provide the conditions for women to stand on their own two feet. With an administrative perspective, saying **"maybe changing the identity is effective for a certain point but ... it seems to me that it is not a comprehensive solution"** a district governor mentioned the difficulties or potential difficulties that might be caused in women's life by changing the identity:

"Since many things are attached to it, when their identities are changed women go through difficulties. For example, they have difficulty in registering their children into school. We encounter this. Because everything is attached to the identity and the identity to the residence, to civil registration. ... There are many people who come to us about this issue. We register the children with a verbal order. It's not just this, the same problem is encountered in other official procedures, there are problems in using all kinds of civil rights, economic rights ... how can they solve this? It needs coordination at a high level ... Adjustments should be made with lawyers ... academicians, because this issue also concerns civil rights."

(District governor)

13.3.1.2 Preventive cautionary decisions

In this section, the opinions on two of the most frequently mentioned preventive cautionary decisions and on preventive imprisonment stated in Law No. 6284 are presented. These are "suspension from the residence and allocation of the shared residence to the protected persons", "treatment of the perpetrators of violence in case of an alcohol and drug addiction" and "preventive imprisonment" issued in case of a violation of cautionary decisions.

13.3.1.2.1. Opinions on the cautionary decision related to the suspension of the perpetrators and allocation of the shared residences to the protected persons

The preventive cautionary decision on the suspension of the perpetrator of violence from the shared residence or vicinity and the allocation of the shared residence to the protected person can be issued by judges. Some experts stated that there were certain problems encountered during the implementation of this cautionary decision. The reason why the suspension of the perpetrator of violence from the residence is not always practical, is the fact that women do not have economic independence. Since women do not have their own income to support themselves and their children, the suspension decision cannot be properly implemented. A lawyer expressed his/her opinions on this issue by adding the situation where women did not have a women's shelter/guesthouse they could go to with these words: ***“you can issue legal orders in order to prevent violence all you want, if women do not have healthy shelter conditions that they can go to when they leave their homes, if a public economic resource cannot be allocated for them ... if a social support system is not established for them to build their own lives, then the orders that you issue have no effect.”***

The Article 5 paragraph 4 of Law No. 6284 states that “if the perpetrator of violence, at the same time, is the provider of or contributor to the family's livelihood, the judge may decide on a temporary alimony, taking into consideration the living standards of the victim even without request, provided that no decision on alimony has already been rendered as per the provisions of Law no. 4721”. Nevertheless, it has been mentioned that the fact that women do not have economic independence and even if they receive alimony, the fact that the amount of the alimony is not enough for women to support themselves cause women to let the perpetrator back into the house the moment they experience financial problems, despite the suspension decision. As an individual who is active in the implementation, the narrations of a police officer who mentioned this problem are striking. From the below mentioned narration it is understood that the victims of violence do not know about their rights concerning this issue:

“I mean you have a suspension decision, why did you let the man back in? ... They say ‘what can I do the child has expenses, needs, then the rent’. We say why did you let him in the house, by taking him in you put a burden on yourself. I mean we don’t question the reason why they have let him in, we say you let the man in, he again inflicts violence, we ask them, ‘you have a suspension decision, why did you let him in’ ... And she, rightly, says ... ‘I have rent, water and electricity bills, my child has expenses’. I mean the state should

support them and in fact they should make the suspect recourse the amount, it should be done for the entire process, I mean if you distress these women and you deprive them of their homes then you should pay the rent. Oh the alimony. It is interesting but that really doesn't work here."

(Police officer)

Another police officer criticized the length of the suspension decisions being inadequate at times: **"And also the judges issue the suspension decision for a maximum of 6 months. Sometimes these durations are not enough and in my opinion these are just formalities"**. Although the first-time cautionary decisions are issued for a maximum of 6 months, in the Law it is stated that when deemed necessary the cautionary decisions can be extended³. It is seen that a professional working for the combat with violence against women has a lack of information concerning this subject.

The issue of perpetrators of violence not having somewhere else to live other than their homes due to financial incapability has also been mentioned in the interviews. A police officer, who explained the views of men on this subject, stated that men perceive the cautionary decision of suspending the perpetrators of violence from the shared residence as a punishment. Although one of the aims of Law No. 6284 is to create a deterrent effect to eliminate violence against women, it is understood that the perceptions of men on this subject are different.

"The plaintiff says, 'I didn't go before the court why did they issue a cautionary decision'. He says 'What kind of a cautionary decision is this, not being able to enter my house for one month is a punishment for me, I can't live outside of my house even with a salary three times more than mine'."

(Police officer)

Similarly, a police officer, who thinks that women who have economic difficulties are again the ones who are victimized by the suspension decision, mentioned the problems encountered during the implementation of the suspension decision.

"In my opinion it stimulates violence. Why? Well, the man somewhat has a house to live in ... a social life. All of a sudden you disqualify that man. You disqualify him but you are not the one to blame, he blames the woman. Because she is the plaintiff, the complainant. He blames her, he even tells us, that he will commit a crime."

(Police officer)

³ Law No. 6284 article 8 paragraph 2.

According to the views of the police officer, the suspension decision might lead some men to inflict violence again. In addition to this, the fact that the shelter opportunities are being taken away from the individuals without offering any other shelter options to live in has been mentioned as a factor that impels men to blame the women.

13.3.1.2.2. Opinions on the treatment of the perpetrators of violence in case of an alcohol, drug or stimulant addiction

As a preventive cautionary decision within the scope of the Law No. 6284, judges may adjudicate the perpetrators to have a medical examination and treatment including in-patient treatment in case of alcohol, drug or stimulant addiction. The experts/professionals/managers mentioned their recommendations regarding the problematic areas encountered during the implementation of this decision. For example; a lawyer recommended that the treatment not be short term:

“In the Law No. 6284 and in other regulations concerning this ... there are good provisions, but we cannot see them in practice ... the perpetrators of violence who are alcohol, drug addicts should definitely be under the supervision of public institutions and organizations; these people should be provided with long term treatments because the treatment of this addiction is a separate process, you can’t treat their addiction by giving a short treatment in AMATEM then discharge them from there and send them back to the difficult life conditions.”

(Lawyer)

On the other hand, a district governor explained the problems encountered during the implementation with these words: ***“... the problem is, when they don’t want it, and they usually don’t, then there is a problem ... they don’t accept that they are sick, let’s say that they don’t want to go to AMATEM, let’s say they don’t want psychological treatment ... I don’t know how this problem should be handled”***. Even though s/he did not have any recommendation regarding this issue, the district governor stated that the below mentioned problems should be dwelled on.

“... you take them, the police take them there, to the health institution ... says he is over 18 ... without his will we cannot force him to get treatment, they let him go ... there are many complaints about this issue ... There are no sanctions. He is left on his own. I mean the required steps are being taken until that point, but there are no results. Some of them run away from there. It is not a prison you cannot hold him there. ... He can’t be treated by force. Therefore

there is an impasse when it comes to that; I don't know how it can be fixed..."

(District governor)

13.3.1.3. Opinions and recommendations on the cautionary decision of preventive imprisonment

The judges think that "preventive imprisonment" stated in Article 13 of Law No. 6284 on the Protection of the Family and the Prevention of Violence against Women and is issued for the individuals who act contrary to the cautionary decisions is vague in terms of quality; and that the pleadings of the individuals should be taken and a unity should be ensured for its implementation. The narration of a judge highlights the problems encountered during the implementation:

"There is also a problem with the preventive imprisonment. I mean sentencing them to prison without taking their pleadings is against human rights. Even if they inflicted violence, it is against human rights. The perpetrators also have human rights ... there is no uniformity. That's why there are big differences among the implementations ... there are problems for us judges ... I think that if there is a unity in the implementation it will be better"

(Judge)

Similarly, another judge expressed that the preventive imprisonment was not compatible with the basic principles of law. While mentioning the rights of the perpetrators of violence, the judge emphasized the contradiction created by this implementation by referring to its detriment to the victims of violence:

"The Law 6284 established something called preventive imprisonment to be issued when cautionary decisions are violated. That is preventive imprisonment; but the quality of this imprisonment is very vague. I don't know who came up with it. ... There is no such think as this, I mean you can't deprive people of their freedom without giving them an opportunity to defend themselves; but there is also a harm caused by the individuals who issued this cautionary decision."

(Judge)

While the judges expressed their concerns about preventive imprisonment, the professionals who work in close contact with the victims of violence approached preventive imprisonment differently. For example, a police officer complained that in the cases that s/he was responsible for preventive imprisonment had not been issued: ***"I'm irritated with this situation. In 80 percent***

of the cautionary decisions this decision was not issued. For the first violation a preventive imprisonment decision should be issued up to 3 days and for the second violation it is between 3 and 10 days. Up until now nothing was done for the violations made against my ladies [the victims of violence that the officer is responsible for]."

13.3.2. Recommendations on the operation of ŞÖNİM

In this section, the opinions of the experts/professionals/managers on ŞÖNİM, which was established within the scope of Law No. 6284, are presented. Regarding this institution, a lawyer pointed to the application processes and emphasized that women should be in contact with one single institution and with experts in this field. The lawyer stated that the victims of violence should not have to tell about the incidents that they experienced over and over again. Furthermore, the lawyer also mentioned that the main demand of the women's organizations was that both the legal aid and the social and economic support were received through this institution. While mentioning that the regulation should be adjusted accordingly, the lawyer highlighted the problems that s/he spotted in the regulation regarding ŞÖNİM:

"The demand of the women's organizations was the one-step issue. I mean, the women should apply to places that they can reach with ease and from there all of the procedures are carried from a single institution. ... But now it's like this; as per the Law you can directly apply to the Violence Prevention and Monitoring Centers ... ŞÖNİM has to execute the necessary procedures for you. However, in all of the situations that we saw or witnessed whenever a woman applies to ŞÖNİM, she is first referred to the police. So, I mean if you send the woman that came into your center back to the police, then that means this mechanism is not working."

(Lawyer)

Furthermore, related to the ŞÖNİM example, a judge mentioned that other institutions like police stations also had similar deficiencies and that this affected the service quality. Moreover, s/he stated that although the number of places for application had been increased and the options for making applications had multiplied for the victims of violence, no improvement had been observed in service quality. The judge expressed that the application process should also be a training process for the victims and the perpetrators of violence and emphasized the importance of experts within this context:

"The application channels are the biggest problems in Turkey ... they are not qualified. Ok, the applications can be made from all

the police stations, all hospitals, prosecutor's offices, from all courts I mean family courts. I mean you can find a variety regarding this subject. ... but, the applications are not effective. ... when there is an application, the police brings in both the victim and the perpetrator. There are no social service experts, psychologist or a person who has been trained for this field ... this process is also a training process. Starting from the moment of application, it is a training process for both the victims and the perpetrators. Either on not inflicting violence, or for the victims on increasing their knowledge on coping strategies. Now there is no such thing.

(Judge)

Another judge mentioned that the processes were hindered because the documents prepared in ŞÖNİM were not at the desired level. The judge made recommendations on facilitating adjustments for improving the reporting and the conveyance of the notifications. However, the notifications for the women staying in the guesthouses should be conveyed through ŞÖNİM or, in places where ŞÖNİM does not exist, through Provincial Directorates of the Ministry of Family and Social Policies, for the safety of women. Therefore, the adjustment suggested by the judge regarding this issue is considered to be unsuitable.

“ŞÖNİM also demands protection for the victims. For example the reports coming from ŞÖNİM are very inadequate and superficial ... I can't send notifications about the divorce suits to the women staying in women's guesthouses. They say she is in a guesthouse, we can't give her address. I mean they need to get the notification and inform me about the address, they should be helpful for the conveyance of the notifications. Maybe the victim of violence wants to be divorced from her husband but I can't send her the notification and then the case is prolonged. There are problems concerning that issue. Of course ŞÖNİM is a new institution ... when they become more settled I think that it will be different ... I mean they prepare reports and all but they are very superficial. We receive very simple reports.”

(Judge)

In the interviews, regarding Ankara ŞÖNİM, it has been recommended that these centers be in places where women can easily reach them. Furthermore, the experts emphasized that the implementations which would require the victims and the perpetrators of violence to be in the same place should be avoided.

13.3.3. Problems encountered during the services on combating violence

In this section, the problems encountered by the experts/professionals/managers who provide services for combating violence against women are presented under the following groups; recommendations on lack of resources, on the need for in-service training and on institutional operation.

13.3.3.1. Lack of resources

The interviews reveal that police stations are the most frequently applied institutions by women who have been subjected to domestic violence. Since the law enforcement officers, who frequently encounter violence cases, communicate with the victims and the perpetrators of violence the most, the necessary resources to carry out their duties gain importance. The most frequently mentioned problem by the police officers is them using their own cell phones to perform their duties. The narrations presented below expressed by different police officers clearly demonstrate the situation:

“It’s our private phone and frankly we don’t want to give that number. We don’t have a phone that we can use for work. I mean they don’t even give us an unlimited phone.”

(Police officer)

“The biggest problem for me is calling men from my private phone; because then it causes many problems. They call me at night, they call me when they are drunk, they threaten me. It will be easier if the institution gave us a line. Since they don’t give us phones, we, have to use our own phones. They call us and say ‘I’m at this place, I will sign the documents but come alone’ ... Because the psychological statuses of the people that we work with are bad and we experience problems with our spouses, people call us even after we come home. Instead of calling 155, they call me in the middle of the night.”

(Police officer)

“We communicate with the victims and the plaintiffs entirely through our own means. We have to give our own cell-phone numbers. It is not possible for us to call other phones outside from the landline at the station. We pay for it from our own pockets. We don’t have a fund for postal service expenses. Me and my friend [showing the colleague that s/he works with in the same room] call people from our private phones. Leave aside the economic aspect, after work hours our family lives get adversely affected by this.”

(Police officer)

The police officers also complained about the lack of resources regarding the setting where they make their interviews and the police cars, as well as the inadequate number of personnel. The lack of resources has been expressed with these words **“we cannot provide adequate service here. Because of the workload and not having enough personnel we cannot do a good job”**. Furthermore, the small spaces have also been mentioned. The complaint about the setting was expressed with these words: **“the interviews are conducted here in this two square meter area” or “If our friend is going to interview a woman then we leave them alone. Sometimes the women are even afraid of the people who are their witnesses, sometimes they don’t want to share some information before others”**. The problems regarding the police cars are among the problematic areas that have been stated in all of the interviews. This deficiency which hinders the officers from carrying out their duties properly and under desirable conditions was explained with these words: **“There is no personnel or cars to personally go to the individuals”**. In the more detailed narrations, the problems encountered during the conveyance of women to the women’s guesthouses/shelters have been expressed clearly:

“Due to the lack of resources, we experience difficulties during the conveyance to the shelters. There is no personnel or cars. If we go there and come back it’s at least 100 km. Then how are we going to carry out the patrol till the morning?”

(Police officer)

“They say take them with public transportation. Why would I do that? There is a risk of security. Our friends are obliged to travel with the women and their children as the only officer. What if they can’t protect them in the public transportation, what will happen then? It’s God who protects the citizens and us.”

(Police officer)

Regarding the lack of resources and difficulties experienced by the police officers while performing their duties, another police officer also expressed the problems related to police cars and telephones: **“... when the women or men go through problems they call us, a team goes to their houses; but they might not be able to reach there in time. If we have an institutional phone, if our unit has a police car and for example if I work with three officers instead of one everything would be much easier”**. A prosecutor, who mentioned the lack of personnel in the police, expressed the workload of this institution, referring to the number cautionary decisions of protection:

“...in the police, the work is hindered regarding life safety. It is difficult for them to provide protection for the victims of violence. Last year 9200 protection cautionary decisions were issued ... the police says how am I going to protect them. ... I sometimes call them, they say to me which one are we going to protect. We don't have enough personnel they say.”

(Prosecutor)

Furthermore, the workload of the family courts and the fact that there is not enough personnel in parallel with this workload are among the problems mentioned in the interviews:

“Yet nobody knows about the data that goes to the judge and the reasons behind the decision of the judge. This is the first one, the second one is they don't have physical resources. Look, right now in the family courts ... with the increase in the awareness levels ... there are nearly five times more applications compared to the previous years. ... So there are five times more applications than normal but, have the numbers of the personnel increased? No ... The work keeps going but there are no additional personnel. Therefore ... this leads to delays in the decisions of our normal courts, in other procedures. The court is not working as expected. ... I mean the problem is not solved by legal amendments or establishing laws. In my opinion the establishment of legislation constitutes 5 or 10 percent of it. That's why courts experience problems regarding applications.”

(Judge)

13.3.3.2. In-service training: The training of professionals working in the field of combating violence

Article 16 paragraph 5 of Law No. 6284 titled the inter-agency coordination and training for the prevention of violence, it is stated that the public institutions / organizations and professional organizations with public institution status should ensure that their personnel and members attend educational courses prepared and coordinated by the Ministry on human rights for women, and the equality of women and men; for the effective application of this Law.

The necessity of in-service-trainings on the topics related to domestic violence against women and especially on gender equality has been mentioned in all of the interviews conducted with the experts/professionals/managers. In Article 11 of Law No. 6284, it is stated that regarding the services mentioned in the Law, the law enforcement duties should be carried out by personnel who have been trained on women's and children's human rights and on the equality between

men and women and who have been assigned by the related law enforcement units. However, the narration of a police officer, who in the beginning worried about making mistakes, points to the problems regarding in-service training. The police officer expressed his experiences, saying, **“During the first three months I was scared of not knowing what I was doing, making mistakes. You know like would something bad happen to women because of me”** and continued, **“Also trainings are very important. There should be trainings for me for our teams”**.

The narration of a police officer, who emphasized the need for police officers specialized in the field of domestic violence against women as stated in Law No. 6284, highlights the importance of in-service training:

“You know there is a police unit for children, a prosecutor for children; for the family there are prosecutors of 6284, but no police officers. In my opinion there should be police officers specialized in this field. Every unit should have trainings from experts, I don’t know, maybe Ministry officials, or through prosecutor’s office or maybe academicians, where they give briefings and classes ...”

(Police officer)

Another police officer, who emphasized the importance of experience along with the trainings, stated that he did not receive training on gender equality but his experiences had been more useful while the carrying out the duty: **“Of course there were trainings. We participated in a 3-day training given by provincial directors and psychological counselors; but the contributions of our 18 years of experiences are very important. In my opinion they are beneficial. I didn’t receive trainings on gender.”** Another police officer stated that heuristic approaches should not be used for a subject that concerned human life:

“This should be carried-out fully by an expert team. In fact some of our colleagues working in other units do not even know how we do things around here. There can be no heuristic approaches because it’s human life we are talking about. But the person who will be assigned here will not have any expertise in this field, so that person will have to learn things by trial-and-error. There are problems regarding the expertise of the personnel.”

(Police officer)

A psychologist, who mentioned the trainings, emphasizing their quality, expressed the need for trainings:

“You have touched upon the most problematic area for us. We have been working here for 9 years and we received a couple of

trainings; but we received our first training only 4-5 years after we started working here, and that was thanks to our constant demands. One time we received training on gender equality but it was not enough. ... it was very inadequate in terms of trainers, content, time. The trainings of the experts who work in the court should definitely be so much better."

(Psychologist)

On the other hand, a prosecutor stated that s/he did not receive any training in this field and that s/he gained experience by herself/himself: ***"No we did not receive any training. We have been working for two years it is our own experiences. We came here directly with the Law. We gained experience on our own, but of course these things depend on the conscience of a person ..."***

The need for trainings in the field of violence against women which has been stated by most of the people working on combating violence against women is important for highlighting that it is necessary to continue the trainings in this field and that the professionals need these trainings.

13.3.3.3. Institutional operation

In order for the steps taken at the institutional and legal level toward the elimination of domestic violence against women to be productive, the operation of the established system should not be disrupted. Article 16 of the Law includes clauses related to institutional coordination for the prevention of violence against women, and it is stated that in order not to disrupt the operation process of the cautionary decisions, cooperation between the public institutions and organizations taking part in the implementation of the Law should be ensured and these institutions and organizations should provide assistance to each other regarding the issues that are under their area of responsibility. Within this context, it is emphasized that inter-institutional cooperation should be supported and that the grounds for effectively combating violence should be established by increasing the cooperation between public institutions, private organizations and non-governmental organizations. Along with these opinions expressed by the experts/professionals/managers, there have also been opinions which recommend that non-governmental organizations cooperate and plan joint projects and these projects be supported by the public.

The experts, professionals and managers working on combating violence against women mentioned the defects and contradictions in the operation of the new mechanism which has been established with Law No. 6284. A judge stated that the problems could not be solved by just by making legal amendments and compared the number of articles in the laws: ***"For example; Law No. 4320 only***

had two articles, and it was being implemented either this way or that way. Now the Law No. 6284 has 30 something articles, and it is more or less implemented the same way. So I mean it is not necessary to increase the number of articles for the activities conducted to prevent violence." The judge mentioned that in order for the judges to render a decision, they needed necessary data and adequate personnel to carry out the procedures without delay:

"After all, if the judges are the decision makers and if they cannot obtain necessary information then there is a flaw. For an effective application, one, they should be professionals, two, those people should take their jobs seriously, identify the situation as clearly as possible, moreover, there should be a place where all of these applications are collected and there should be an officer who will provide information for the ... courts when the family courts request a cautionary decision."

(Judge)

While mentioning the problems regarding coordination, a district governor expressed his/her opinions on how the police can properly carry out their duties:

"The police ... should be in coordination with other units ... the social service centers should execute this coordination. Among the districts and maybe among the provinces this uniformity, coordination is not fully achieved. Therefore those things do not translate into practice."

(District governor)

A judge, who made one of the recommendations that will facilitate the operation, recommended that the domestic violence form be improved and one single standardized form be used throughout the country:

"For example there is a domestic violence form. I think that this form should be improved to enable risk analysis and that one type of form should be used throughout the country. I mean that form is filled out but I see it in the documents that we receive, the writing is small and it's not possible to read it. I mean it is not very healthy, I know that the police are also trying to improve that."

(Judge)

A judge, who mentioned that domestic violence against women should not be considered only from the point of view of public order, recommended that in every police station there be an expert like a social service expert, psychologist that can offer consultation services. Apart from this recommendation, the judge mentioned that adding social, economic, demographic information in the forms

filled out in the police stations would be more functional for the judges to render a decision:

“As long as this issue is considered a public order problem it will not be solved, I mean the state should internalize it first. ... Nothing happens when a police officer takes a three line long statement and then fills out a form as a mere formality; because in the documents transferred to the courts we don't see the... I mean we cannot fully understand. ... Who are those people? But those forms include sections such as educational levels of the individuals, their income statuses, and how many children they have, information related to their life standards, you know for the judge to understand the situation and how are the judges supposed to issue a decision specific to the incident? They should have information; but it is not enough, why?”

(Judge)

Another district governor remarked that the system operated slowly: ***“what are the duties of the police, the gendarmerie, the social service experts, sequentially, everybody knows what to do. But it proceeds slowly, the structuring is not complete yet, but when it is it will be good”*** Another police officer's opinions are as follows:

“Sometimes we receive protection demands by call. We ask our colleagues to check on the women in their homes but then because of the social pressure women do not want the police to show up at their doors frequently. Since they don't want the police they sign the documents as ‘I don't have any safety risk’. Then when the same persons demand for a cautionary decision they say I hesitated because of my neighbor.”

(District governor)

A lawyer, who stated that the inspection of the non-governmental organizations was indispensable, recommended that the operation be ensured by regular monitoring and a reporting and permanent training mechanism be established for the experts from every profession working in this mechanism. For example; the narration of the same lawyer on the women's guesthouses and shelters points out the importance of the examination of the non-governmental organizations for the prevention of violence against women:

“... The shelters affiliated to the municipalities are relatively more connected with civil society, they are relatively better ... the

fact that the shelters affiliated to the Ministry are not in any of the mechanisms of civil society ... Let me put it this way in some situations the shelters can turn into open prison conditions. It is not a service to make women who are obliged to stay in shelters go through that obligation with such difficulty."

(Lawyer)

As stated in Article 16 of the Law No. 6284 related to inter-institutional cooperation for combating violence against women, inter-institutional collaboration and cooperation are very important to accelerate and improve the functionality of the services within this context.

13.4. Discussion

In this section, the views and opinions expressed during the in-depth interviews and focus group discussions for the elimination of violence have been addressed under three titles; opinions on combating violence against women at individual, societal and institutional levels. Furthermore, the opinions and recommendations on the operation of ŞÖNİM and the problems encountered by people working for combating violence have also been presented.

Among actions that can be taken at the individual level for combating violence, not hiding the violence and revealing the perpetrators of violence are especially recommended by the victims of violence who have applied to institutions. The necessity of victims of violence to receive help and psychological support are among the recommendations of not just women but also of professionals such as police officers, lawyers, social service experts who work in close contact with the victims of violence, as well as of governors. The recommendation of women gaining economic independence, which plays an important role in the empowerment of women, for combating violence against women has been mentioned by young men who participated in the focus groups along with many experts/professionals/managers. On the other hand, there have also been people who lay the responsibility of the combat against violence on women and who have argued that the problems can be solved by women maintaining their traditional roles. These recommendations have mostly been mentioned in the focus group discussions with men and in in-depth interviews conducted in prison.

As stated in the 2008 research, among the opinions on combating violence against women, the opinions that point out the actions to be taken at the societal level start with the importance of being a society that is sensitive toward gender equality which is indispensable for combating violence against women. The necessity for the mentality transformation in order to achieve this has been mentioned by almost all of the individuals working in this field. Another

recommendation is continuing the awareness raising trainings on violence against women. Most of the experts, who mentioned that the support for violence by the society should be broken and who expressed negative opinions on the impact of the media on this issue, criticized media's way of presentation of violence and the legitimization of violence. They also recommended that the activities aimed at the media be increased.

The opinions on the actions that can be taken at the institutional level are mostly related to issuing and implementing, protective and preventive cautionary decisions issued under Law No. 6284 which have been generally mentioned by the experts/professionals/managers. Concerning the preventive and protective cautionary decisions, the problem of issuing many of these decisions at the same time in a standardized manner without evaluating the specific conditions of the individuals in detail is among the most important problems. Regarding the problems encountered during the implementation of the protective cautionary decisions, the temporary protection decision, shelter decision and the cautionary decision on changing the identity and other information and documents have been the focus. Not having enough police officers for implementing temporary protection decisions and the fact that the cautionary decisions are not being implemented even though they have been issued are among these problems. Concerning the decision on providing shelter, the capacity, physical conditions, the quality of the personnel and the confidentiality of the women's guesthouses affiliated to the Ministry and the women's shelters affiliated to the municipalities and non-governmental organizations have been the focus. Concerning the protective cautionary decision related to changing the identification and other information and documents, it has been stated that this decision alone is not sufficient and there is a need for inter-institutional cooperation.

Regarding the preventive cautionary decisions issued with regard to the perpetrators of violence, opinions on the following decisions have been mentioned: i-) suspension of the perpetrator from the shared residence immediately and allocation of the residence to the protected person; ii-) prevention of the perpetrator from using alcohol, drugs or stimulants in places where the protected people are present or from approaching the protected people and whereabouts while under the influence of these substances; iii-) to ensure that the perpetrator has a medical examination and treatment, including in-patient treatment, in case of an addiction and iv-) preventive imprisonment in case of acting contrary to the cautionary decision. Regarding the preventive cautionary decision of suspension from the shared residence, problems caused by not providing a place for the men and by women being forced to take their suspended husbands back into their common residence due to women's economic inadequacy have been

stated. Concerning the preventive cautionary decision of ensuring the treatment of the perpetrator in case of alcohol, drug and stimulant addiction, not having a sanction in cases of perpetrator's refusal and not having adequate institutional infrastructure for the treatments have been criticized. It has been stated that there have been problems related to the implementation of preventive imprisonment issued in case of a violation of cautionary decisions and to the monitoring of cautionary decisions.

The experts who drew attention to the application process to ŞÖNİM, criticized ŞÖNİM for referring women to police stations, *since it is expected that women be in contact with one single institution*. It was recommended that the reporting in ŞÖNİM be improved. Another mentioned issue regarding ŞÖNİM is on selecting a location that women can reach with ease and safety.

The problems related to the lack of communication and to inter-institutional coordination, as well as the organization of trainings for raising the awareness and knowledge of the personnel working in this field were mentioned in the 2008 research. Similarly, in this research, concerning the combat against violence, *the opinions on the resources and capacities of the individuals and the institutions, the need for in-service trainings for different professionals working in this field and the importance of the inter-institutional collaboration and cooperation* have been expressed as the problems encountered by the people working for combating violence, as well as the problems encountered during implementation.

Chapter 14

Conclusion and Recommendations

İlknur Yüksel-Kaptanođlu

Alanur avlin

Banu Akadlı Ergöçmen

Chapter 14. Conclusion and Recommendations

İlknur Yüksel-Kaptanoğlu, Alanur Çavlin and Banu Akadlı Ergöçmen

The Research on Domestic Violence against Women in Turkey was conducted using quantitative and qualitative research methods with the aim of revealing the current status of domestic violence against women, which is a violation of human rights, and the status of the combat against this violence in the country with its different dimensions. This research is a follow-up of the nationwide research conducted in 2008 with the same title, especially on the basis of the quantitative results. The research results establish a rich source of information which can provide a basis for data-based policies, strategies and programs to be executed for effectively combating violence against women. Including this research in the Official Statistics Program will enable to unveil the different aspects of this issue in an informative and directive manner, allowing individuals who provide services and/or conduct academic research in this field to use the survey data.

In the first section of this chapter, the essential results among the findings of the Research on Domestic Violence against Women in Turkey are summarized and evaluated. For this evaluation, the changes between the results are examined, presenting the picture portrayed by this research with that of the research conducted six years ago, whenever necessary. In the second section of this chapter, the recommendations of the research team which have been revealed in light of the research results and which are aimed to strengthen the combat with domestic violence against women are presented.

14.1. Overview of the research results

Violence against women is still widespread

The first result of the Research on Domestic Violence against Women in Turkey is that throughout Turkey, the violence experienced by women is still widespread. Women, whether their marriage or relationships continue or not, are generally being subjected to violence by men who are closest to them. These men include their husbands or fiancées/betrothed/boyfriends in the first place and are followed by their fathers, brothers and relatives. The research findings are similar in patterns with the findings of the research conducted in 2008. The following findings are among the mutual findings of the two researches: women experience violence from their fathers and this violence is continued by their husbands; women experience violence mostly from their family members, especially the men closest to them.

Violence is always very close to women:

Violence against women by husbands/intimate partners

Among the women interviewed in the research, 38 percent of ever-married women reported having been subjected to lifetime physical and/or sexual violence by their husbands or intimate partners. Physical violence is the first form of violence that comes to mind among the forms of violence that women experience by their intimate partners. For nearly one out of every ten women, physical violence also continues during pregnancy.

Overall, the prevalence of physical violence has not changed much within the last twenty-year period. The prevalence of physical violence, which was found to be 36 percent in this research, was 39 percent in the 2008 research, 35 percent in another research¹ conducted around the same time and 34 percent in the research² conducted in 1994. The physical violence within the last 12 months which was found to be 8 percent according to this research, was 10 percent in the 2008 research.

Throughout the country, 12 percent of ever-married women reported being subjected to lifetime sexual violence by their husbands or intimate partners. Thirty-eight percent of women have experienced either physical or sexual violence in their lifetime. This situation points out that, just as was observed in the 2008 research, physical and sexual violence are mostly experienced concomitantly. Five percent of women have been subjected to sexual violence within the last 12 months (7 percent in the 2008 research).

Forty-four percent of ever-married women reported having been subjected to acts of emotional violence/abuse such as threatening, swearing, being insulted and humiliated by their husbands or intimate partners. The prevalence of lifetime emotional violence/abuse and emotional violence/abuse within the last 12 months are the same with the findings of the 2008 research (For both researches 44 percent and 25 percent, respectively).

The results of the 2014 research reveal the importance of marriage and the age at first marriage for the experienced violence. Among the ever-married women aged 15-59 interviewed in the survey, 26 percent were married before completing the age of 18. Half of the women who were married before the age of 18 are being subjected to physical and/or sexual violence and nearly one-fifth of them are being subjected to sexual violence. These results clearly demonstrate that women who are married early experience violence more prevalently.

¹ Altınay and Arat (2008). The Research on Violence against Women in Turkey. İstanbul. Punto Publishing.

² The Republic of Turkey, Institution for Family Research. (1994). Aile İçi Şiddetin Sebepleri ve Sonuçları [The Causes and Results of Domestic Violence] Ankara. Bizim Büro.

Divorced/separated women are another group who experience violence more prevalently. Nearly three-fourths of divorced/separated women reported being subjected to lifetime physical and/or sexual violence. These results point out that women want to end their marriages when they experience violence or ending the marriage itself might be the reason for violence. The prevalence of physical and/or sexual violence among never-married but ever-partnered women being at 7 percent highlights the existence of violence in relationships other than marriage in where the violence increases.

The daily life activities of women such as the places where they go, who they go with, the clothes they wear when they go out, the people they talk with and the things they do are controlled by their husbands or intimate partners. Women's intimate partners always wanting to know the whereabouts of women, men getting angry when women talk with other men and interfering with women's clothing are among the most common acts. Expecting women not to go to health institutions without permission and preventing women from using social network sites are controlling behaviors that, respectively, nearly one-fourth and one-fifth of the women have experienced.

The restraint of women's daily lives, "the demand of women's husbands or intimate partners for knowing the whereabouts of the women at all times" can be described as a manifestation of the patriarchy in the country. Except the decrease within the last six-year period in the controlling behavior of interference with going to the health institutions without permission (from 31 percent to 24 percent), no significant difference has been observed for the other controlling behaviors. In this research, prevention of using the social network sites is another type of controlling behavior on which information was collected.

In Turkey, nearly 3 out of every 10 women have been subjected to stalking, on which the information was collected for the first time, at least once. The most prevalent types of stalking experienced are as follows: calling on the phone (19 percent); texting, sending letters or e-mails (8 percent); following through social media (6 percent) and disturbing by showing up in work place or where the woman lives (6 percent). The survey results reveal that the perpetrators of common stalking behaviors by persons other than intimate partners are mostly strangers. It is seen that stalking behaviors that contain threats such as threatening to commit suicide if the woman does not want to see him, threatening to hurt her, her children and her family are primarily perpetrated by former husbands or former intimate partners. Furthermore, it is observed that current husbands or intimate partners also perpetrate these stalking behaviors.

Violence against women by people other than husbands/intimate partners

Women are being subjected to different forms of violence not just by their husbands or intimate partners but also by people around them including their immediate social networks. Emotional violence/abuse is the most prevalent form of violence and abuse perpetrated by people other than husbands or intimate partners. Emotional violence/abuse after the age of 15 (22 percent) is followed by physical violence (14 percent) and sexual violence (3 percent) which has been reported at a lesser extent. Women's participations in education and labor force are very important for their empowerment and their combat against violence. Almost one-third of women have stated that their education has been prevented at some point in their lives and one-tenth of women have stated that they have been prevented from participating in the labor force after the age of 15 or forced to quit their jobs. Women's families hold the first place among those who prevent their participation in education or the labor force. First the fathers, and then the mothers are responsible for these impeding decisions that affect women's lives.

Nine percent of women have been exposed to childhood sexual abuse. Strangers (38 percent) are in the first place among the perpetrators of sexual abuse before the age of fifteen. Male relatives (29 percent) other than fathers, step-fathers, younger brothers, older brothers, grandfathers, paternal uncles and maternal uncles are in the second place.

Violence affects women's health negatively

While the different forms of violence which affect women throughout their lives, limit women's lives and deprive them of their rights to make decisions on their own lives, they also adversely affect their physical and mental health. Injuries come in the first place among the adverse effects of violence on women's physical health. One-fourth of women exposed to violence have been injured at least once. Six out of every 10 injured women have been injured 3 times or more. The fact that almost half of these injuries were severe enough to require treatment reveals that violence poses a great threat to women's physical health. Although the proportion of women's injuries has not changed much over the last six years, there is a difference in the proportion of women who have been injured severe enough to require treatment (41 percent in the 2008 research, 47 percent in the 2014 research). This result is important for revealing the adverse effects of violence on women's physical health.

Women exposed to violence experience mental health problems such as feeling bad compared to the past, having suicidal thoughts and suicide attempts, along with problems related to their physical health. One-third of women who have experienced physical and/or sexual violence reported having thought

about committing suicide at any point in their lives. This proportion is one out of ten for women who have never experienced violence. Similarly, suicide attempts are 5 times more prevalent among women exposed to violence (15 percent) than among women who were not (3 percent). These results imply that there might be a relationship between women's exposure to violence and suicidality. The results of the qualitative research also remarked the importance of psychological support for victims of violence.

Violence also affects children and men

The research results show that witnessing and/or experiencing violence in the family affect children, men and women in different ways. When the behaviors of children aged 6-14 are observed, it is seen that certain behaviors like introvert behavior and crying peevishly are more prevalent among children whose mothers have experienced violence.

Regarding men, their exposure to violence during childhood or witnessing their mother's exposure to violence is among the factors that may increase their tendency to inflict violence when they are adults. While one-third of all men inflict physical violence, the fact that half of the men whose mothers experienced violence by their fathers inflict violence on their wives, implies that men adopt the behaviors of their fathers. On the other hand, regarding men's violent behaviors against women, it is seen that witnessing violence in their own family has a more serious effect than their own exposure to violence in the family.

The research results show that men who have been subjected to violence in their families mistreat their children along with their wives. The impact of the family's upbringing on violence, which has been mentioned by men interviewed in the qualitative research, supports the argument that violence affects not only women, but also men in their childhood.

Reasons for violence against women

The results of the research reveal that problems with the man's family, reasons related to the man and economic problems are among the most common reasons for violence mentioned by women. Problems related to themselves and the children are also among the reasons for violence mentioned by women.

Even though the reasons stated by men and women for violence against women, which was justified in various ways, differ; according to the information obtained from the qualitative research, men explain violence as a method used in cases of disobedience against them and, regarding this issue, they blame women, conditions and institutions. The economic problems come in the first

place among the conditions highlighted by men and the pressures created by the responsibility of being the breadwinners have been emphasized. Although economic problems and the unemployment of men have been mentioned the most as the reasons for violence in both the quantitative and qualitative researches; the quantitative research findings reveal that there is no significant difference regarding the proportion of perpetrators of violence among men who work and do not work in a paid job. The problems related to the man's family or to children, mentioned as reasons for violence by women, have not been stated by men.

Similar to economic problems, one of the most frequently stated reasons for violence is the alcohol and drug use of men. In this regard, the opinions, which are understood to be prejudiced, have also been stated in the qualitative stage of the research. However, the quantitative research results reveal that men who use alcohol and drugs constitute a very small group and that the impact of this group on nationwide violence levels is very limited.

The majority of men who have participated in the interviews have mentioned women's behaviors which will "bring bad reputation to the honor" as a reason for violence. The issue of "honor" has been mentioned in both of the researches and has been expressed as women's betrayal. In situations related to honor, both women and men tolerate violence. Even though men's cheating is a form of emotional violence against women, women can be subjected to physical violence if they even ask the men questions about this subject. The qualitative research results reveal that men consider violence legitimate in issues related to the suspicion of betrayal and honor. Accordingly, among attitudes toward physical violence, men's suspicion of betrayal and men learning that they have been cheated on are reasons for violence that have also been supported by women in the quantitative research (18 percent and 36 percent, respectively). This result is important for highlighting that women are also sensitive to the issue of betrayal. It is striking that in case of betrayal, which has been mentioned both in the quantitative and qualitative research, it has been stated that even the murder of women can be tolerated.

The subject of suspicion of betrayal, which has been prominent in the focus group discussions, has also been mentioned by men who have murdered or injured their wives. From the narrations of imprisoned men on their opinions on the reasons for violence against women, it is seen that they do not care about violence and that they have the tendency to justify themselves by blaming the women. In this research the expression, "***I didn't kill her, it was an accident***" stated by men who have murdered their wives and the expression, "***I didn't beat her, I just slapped her occasionally***" stated by men in the 2008 research, which

revealed that the violence was disregarded and not accepted, demonstrate that in both of the researches the interviewed men have similar views.

The reasons for violence mentioned by men differ as the educational level increases. Different from the 2008 research, in this research men with higher educational levels have stated that the social structure is supporting violence against women, families are raising their children in a manner that legitimatizes violence and men inflict violence on women and children in order to protect the power they possess.

Women from all groups are under the threat of violence

When the experienced violence is analyzed according to women's background characteristics, certain differences are observed among categories such as age, education and type of residence. Nevertheless, in both of the surveys, the exposure of women from every social and demographic group to violence points out that all women might be under the threat of violence. The pattern of lifetime physical and/or sexual violence that women living in rural areas, who have no education or incomplete primary school education and who are older reported having experienced is similar to a large extent in both the 2008 and 2014 surveys. However, the regional prevalence of violence against women and the regional changes in the six year period differ.

The proportion of lifetime physical and/or sexual violence differs according to the regions. In the 2008 survey, the prevalence of physical and/or sexual violence ranged from 26 percent to 57 percent between the Western Marmara and Northeastern Anatolia regions. In the 2014 research, the regional levels range from 29 percent to 45 percent between the Eastern Black Sea and the Western and the Central Anatolia regions. One of the reasons for the difference observed in the prevalence of lifetime violence over the past six-years may be the fact that the older generation, who experienced more violence in the past has been left out of the survey sample coverage while the youngest generation has been included.

The prevalence of physical and/or sexual violence within the last 12 months has changed from 14 percent to 11 percent. This change, which is mostly observed for the regions, is pronounced in the Northeastern, the Central Eastern, the Southeastern and the Central Anatolia regions. The regions where changes are observed the most are the regions with the highest violence prevalence in the 2008 survey. While in 2008, the prevalence of physical and/or sexual violence was the highest in the Northeastern Anatolia region, in 2014, it has been observed in the Southeastern and the Western Anatolia regions, along with the Northeastern Anatolia region.

The regional differences observed in the last 12 months being dissimilar to the regional differences observed six years ago imply that efforts executed for combating violence against women within this period, may have been more efficient in the regions with higher prevalence of violence. On the other hand, especially in the big cities, the deterioration of men's authority by poverty, unemployment and other factors that cause tension and the role of this deterioration in the augmentation of the tendency of inflicting violence may be among the reasons for the differentiation.

Women combat violence alone

From the quantitative and qualitative results of the research it is seen that women subjected to violence mostly do not tell anyone about the violence and that they try to combat it on their own. Forty-four percent of the interviewed women did not tell about the violence to anyone. In this research, in line with the results of the 2008 research, women, who have told about the violence to their immediate social networks, have told about the violence first to their own families, friends/neighbors and then to their husbands' families. As the educational level increases, women's tendency of hiding the violence decreases, and the tendency of telling their families about the violence increases. The majority of society's acceptance of violence as a normal situation has a significant impact on women not telling about the violence. Therefore, it is seen that women subjected to violence generally prefer their own strategies and that they rarely seek help from institutional mechanisms for combating violence. Telling about the violence to immediate social networks, leaving home and sometimes fighting back are among the strategies used by women for combating violence. The research results reveal that nearly 3 out of every 10 women subjected to violence fight back and leave their homes. These results show that after the past six years women are still alone in the face of violence.

Utilization of institutional mechanisms in women's combat against violence

Only 11 percent of women subjected to violence have applied to institutions. Not being able to endure the violence anymore is the most important factor which leads women to make institutional application. The fact that 7 out of every 10 women who have made institutional application have decided to make an application at the point where they could not endure it anymore is the quantitative proof that not being able to endure the violence anymore leads women to make institutional applications. Furthermore, the narrations of interviewed women who experienced violence and who applied to institutions, within the scope of the qualitative research also support this result. Most of the women that the in-depth interviews were carried out with stated that after experiencing violence for many years, they sought help from institutions that combat violence when they

reached a point where they could not endure the violence anymore. Women stated that they applied to institutions with the support of their families, especially their mothers, yet telling about the violence to their husbands' families did not help them and it did not pave the way to institutional application. Furthermore, the quantitative research results show that women's families are in the first place among the people who want to give support to women who have been subjected to violence.

Women not perceiving violence as a serious problem, being afraid that their children would be unhappy and thinking that their husbands would change, as well as not knowing where to apply and their negative perceptions regarding the institutions are among the reasons for the low levels of institutional application.

The research results show that a significant awareness has been raised for both women and men regarding violence against women. Throughout Turkey there is a considerable amount of women who are aware of the institutions that provide services for combating violence against women even though they do not seek help from these institutions in their combat against violence. The fact that the proportion of women, who have made institutional application has changed from 8 percent to 11 percent, despite the extended definition of violence and the newly established units for combating violence against women as per Law No. 6284 reveals that there has been no significant difference during the past six year period.

Legal improvements regarding the combat against violence and problems faced during the implementation

There have been legal improvements regarding the combat with violence against women in the period between the two researches. The ratification of the Council of Europe Convention on Preventing and Combating Violence against Women and Domestic Violence (Istanbul Convention); Law No. 6284 on the Protection of the Family and the Prevention of Violence against Women, which is based on the Istanbul Convention and other legal regulations in effect, coming into force and the establishment of Violence Prevention and Monitoring Centers (ŞÖNİM) as stated in article 14 of Law No. 6284, where the services and activities are defined, are the primal steps taken for combating violence against women.

Not only the women and the men, but also the professionals/experts/managers who work in this field mentioned the problems encountered during the implementation of the protective and preventive cautionary decisions taken under Law No. 6284, which is one of the important achievements regarding the prevention of violence against women. Issuing many cautionary decisions at the same time without considering women's specific conditions has been frequently

stated by women and experts. However, men regard these decisions not as a way to combat violence but as an obstacle for them.

Problems encountered during the operation of ŞÖNİM have been, specifically, mentioned by professionals who work in this field. The bureaucratic relationship of ŞÖNİM with other institutions slowing down the services to be provided for the victims of violence and standardizing the document types in order to improve the quality of service delivery and correctly inform the judicial process are among the problems revealed by the content analysis. The recommendations of the research results on the newly established ŞÖNİM, which still has pilot schemes, provide some feedback for the effective operation of these centers which are expected to play an important role in this field.

Information on institutions that combat violence and satisfaction with the institutions

Police stations/police and women's guesthouses/shelters are the most widely known institutions that provide services in the field of violence against women. Regarding the applications made to the police, women's statements not being taken (81 percent), and women not being alone during the statement taking process (18 percent another police officer, 14 percent their family, 3 percent their husbands) are among the problems encountered during the application process. Referral of women subjected to violence to another institution/organization by the police is the most common implementation (40 percent). However, the fact that 27 percent of the applications resulted in women's reconciliation with their husbands points out that there are still problems in this field.

The Violence Prevention and Monitoring Centers which started to provide services in 2012 and which are still operative as a pilot scheme in certain provinces are the least known institutions.

Women being aware of their rights

For the combat with violence against women, it is important that women are aware of their rights and know that inflicting violence is a behavior which requires a penalty. It is evident that apart from the laws and conventions that directly combat violence, the adjustments made in other laws for ensuring gender equality will contribute to women's awareness of their rights and their combat against violence.

According to the research results, more than 80 percent of women have heard about the articles of law in the Turkish Civil Code related to the legal age of marriage, type of marriage and division of property. On the other hand, 6 out of every 10 women reported not having heard about the provision which decrees

that women do not need the permission of their husbands in order to work. Among the implemented cautionary decisions under Law No. 6284, suspension from the residence, temporary protection and shelter decisions are known the most.

Role of the media in making violence visible and in the combat against violence

The media, especially the television, plays an important role in the field of violence against women. Women reported having heard about the provisions of legal regulations and the cautionary decisions taken under Law No. 6284 primarily from the television/radio. A similar situation applies for all the men interviewed within the scope of the qualitative research. In the interviews with men, it has been stated that the frequent media coverage of violence against women creates an increasing impact on violence. While more widespread media coverage of violence contributes to making violence visible, the way that the violence is presented in the programs, the language used and the display of the victims of violence are problematic.

The information that forms the opinions of both the men and the women are primarily attained from the media. However, the programs are not always prepared by people that are sensitive toward this subject and this can cause misperceptions. This situation becomes concrete in cases where men, despite their lack of information on Law No. 6284, have expressed negative comments on the Law. The opinions expressed by men on Law No. 6284, which have been formed with the influence of media and their immediate social networks highlight that Law No. 6284 has a deterrent effect and that most of the men are intimidated by the Law.

14.2. Recommendations that evaluate the research results

The results of the Research on Domestic Violence against Women in Turkey point out the fact that in order for the combat against violence to be more effective, some subjects should be dwelled on and/or researched.

The recommendations in this section are presented under three titles. In the first group, recommendations regarding the legal regulations and the operations of the institutions that are under the responsibility of the public are presented. The second group includes recommendations on activities to increase the awareness of gender sensitivity and of violence against women which are likely to be executed by all shareholders. The last group of recommendations is on further studies and further analysis, including the evaluation of the research results. The research recommendations aim to enhance the already achieved improvements in the field of violence against women and consequently eliminate violence against women.

In order for the recommendations to succeed, the cooperation and coordination of various institutions and organizations that work in the field of violence against women are necessary. In this section the issue of which institutions are to realize these recommendations is not covered.

14.2.1. Recommendations regarding the areas of responsibility of public institutions/organizations

Recommendations regarding awareness of Law No. 6284

- The research results reveal that a certain level of awareness has been built regarding violence against women. Nevertheless, it is seen that women are less aware of Law No. 6284 as compared to other articles of law. Women's awareness of this Law will strengthen them in the face of violence. Considering the low levels of institutional application made by women subjected to violence, it is expected that the implementation of activities related to the promotion of Law No. 6284 will be beneficial.
- Media is in the first place among the institutions that raise awareness of violence against women. It is important that media professionals, especially professionals who work for television channels are informed on Law No. 6284. Therefore, workshops which will ensure the dissemination of correct information on the Law in the programs prepared by these professionals are recommended.
- The research results indicate that many groups do not have sufficient information on the laws that combat violence against women. Therefore, training programs that convey information on Law No. 6284 and on the grounds of this law, especially for young women and men with different educational and social and economic levels are recommended.
- Since it is observed that Law No. 6284 is not fully known by the law enforcement personnel, either, it is seen as a necessity and is recommended that training programs for law enforcement personnel be continued.

Recommendations regarding the implementation of Law No. 6284

- Creating environments which will enable the active participation of experts from different professions to develop solutions for the prevention of the problems encountered during the implementation of Law No. 6284 are recommended.

Recommendations regarding the operation of ŞÖNİM

- It is recommended that the pilot scheme of ŞÖNİM, which is still ongoing in 14 provinces and which aim to operate with a one-door system for the combat against violence be evaluated before they become operative throughout

the country. It is considered that carrying out these evaluations in settings, such as workshops, which enable active participation with the participation of experts and non-governmental organizations that work in this field will enhance the functionality of the implementations executed in ŞÖNİM.

- The analysis results, which are based on the application files in Ankara ŞÖNİM, point out the necessity of the re-organization of the reports. The condition assessment reports and the social investigation reports should be filled out using a standard language that does not include value judgment. In addition, it is recommended that an individual-oriented approach is used during reporting, instead of an approach that is based on family relationships.
- The social network analysis carried out through the official letters between ŞÖNİM and other public and private institutions reveals that there is an intense bureaucracy regarding the communication between ŞÖNİM and the other institutions. It is recommended that efforts be made for reducing the bureaucracy in order to accelerate the operation of ŞÖNİM.
- In the case of providing psycho-social support for men in ŞÖNİM, it is not suitable to have both the victims of violence and the perpetrators of violence in the same environment. Therefore, it is recommended that alternative approaches to this subject be developed and the content of the training/ support programs regarding men be standardized.

Recommendations regarding the institutions that provide services for violence against women

- It is evident that women's background characteristics like their educational attainments or their participation in the labor force have a positive impact on their combat against violence. However, the existence of reliable institutions that they can apply to when they experience violence will increase the strength of women for their combat against violence and will help combat violence more effectively. Therefore, it is recommended that the number of institutions such as women consultancy centers and women's guesthouses/ shelters be increased and that the quality of the personnel of these institutions be improved. The personnel working in different regions and being equipped with the qualifications to meet regional needs are other important issues for improving the quality of provided services.
- It is recommended that a situation assessment be carried out to reveal the specific needs of the regions/provinces for combating violence, the institutional possibilities in the regions/provinces, the positive implementations for combating violence against women, as well as the errors caused by the implementation.

Recommendations for the support of women who have higher risks of being subjected to violence

Although the research results show that women from every social and demographic group can be exposed to violence, it is seen that certain groups of women are at a higher risk of being subjected to violence than the others. Concerning the proportions of physical violence exposure within the last 12 months, young women are being subjected to violence more prevalently; and both for lifetime violence and violence within the last 12 months, divorced/separated women experience violence more prevalently.

- It is recommended that training programs be developed to raise the awareness of young women, who are married and/or have children, on gender equality and to increase their knowledge regarding the coping strategies with violence. Creating settings that will ensure the active participation of experts working in this field are recommended for the development of these programs.
- Divorced/separated women are being subjected to the most severe violence and these women lose their lives the most due to domestic violence. Conducting studies that aim to learn the needs of these women, as well as creating settings that will ensure the active participation of experts from different professions are recommended in order to plan and provide the necessary support mechanisms by taking the recommendations of previous studies into consideration.

Recommendations on organizing training programs on gender equality and violence against women

- Training programs on gender equality and violence against women aimed at various groups (employees of public institutions/organizations, representatives of non-governmental organizations, professionals working in this field) continue. Evaluating the impact of all the trainings related to gender equality and violence against women carried out by different institutions and organizations, reorganizing the trainings in light of this evaluation and reviewing the target groups are recommended.
- It is recommended that men be included as one of the target groups of the training programs and that these programs be organized not just for the perpetrators of violence, but also for men with different age and educational levels.
- It is recommended that issues on gender equality and violence against women be included in all grades of education within the scope of formal education.

14.2.2. Research and further analysis recommendations

Research recommendations

Nationwide violence against women surveys

- It is important to conduct surveys on violence against women at the national level and to continue with this survey series started in 2008. For future studies, it will be beneficial to update and use the same methodology and questionnaires. The surveys should cover the last 12 months prior to the survey in order to yield the current prevalence of violence. The time intervals between the researches should be assessed according to the changes in the current legislation on violence against women or to the event of new regulations coming into force. It is recommended that, in light of the results of this assessment, the surveys be conducted in time intervals that will not exceed 10 years.

Qualitative research recommendation

- It is recommended that qualitative studies which aim to understand the underlying causes of regional difference of violence prevalence obtained from the two cross-sectional surveys and to reveal the factors that affect violence against women within the context of social change be continued.

Recommendation on a nationwide survey regarding the attitudes of men toward violence against women

- Although extensive data on the perspectives of women toward violence and on the experiences of women regarding violence has been collected, in the studies interviews are generally carried out with women and information on men is indirectly obtained from the women. It is recommended that Turkey-wide quantitative surveys targeting only men for enabling the evaluation of the issue of violence against women from a different perspective be conducted.

Recommendations for further analysis

Lifetime violence experienced by women

- The majority of women are being subjected to violence during their childhoods, adolescence or adulthood by different people. It is recommended that further analysis be conducted considering the differentiation of violence in the life cycle during the childhood period (0-14 age), adolescence period (15-24 age) and adulthood period (25 age and above). In these further analyses, it would be beneficial to analyze the relationship between violence and the following subjects: childhood sexual abuse; prevention of education; witnessing mothers' exposure to violence, formation of marriages; exposure to controlling behaviors; and prevention of working.

Early marriages

- Since early marriages are still an important problem of the country, it is recommended that the data of the Researches on Violence against Women conducted in 2008 and 2014 be analyzed in detail. In these analyses, it is recommended that the relationship between information on the formation of early marriages, age and educational differences between the spouses, the person who made the decision of early marriage, the marriage types of early marriages, the person who carried out the marriage ceremony, as well as the different forms of violence and coping strategies with violence be analyzed using advanced statistical methods in addition to descriptive analyses.

Characteristics of abusive/non-abusive men

- Information on their last intimate partners or husbands was obtained from the women who were interviewed within the scope of the quantitative research. In the qualitative research, focus group discussions with young men and in-depth interviews with imprisoned men were carried out. It is recommended that studies in which the data of the quantitative and qualitative researches will be assessed jointly be conducted with the aim of revealing the points of differentiation among abusive/non-abusive men.

Detailed analysis of divorced/separated women's exposure to violence

- Considering the high risk of violence faced by divorced/separated women as the group of women who experience violence the most, it is recommended that the forms of violence, the profiles of the perpetrators of violence and the coping strategies of these women be analyzed in detail.

The change in the combat against violence between 2008-2014

- It is recommended that studies that aim to analyze the data of the two researches on violence against women conducted in a six-year interval from different aspects in detail be carried out.

Analysis of the results of the 2008-2014 researches in terms of regional difference

- It is recommended that along with the qualitative studies that aim to understand the regional difference of violence prevalence observed in the surveys conducted in 2008 and 2014, further analyses which approach this differentiation beyond the descriptive level be carried out.

Comparison of the results of the 2008-2014 studies with the studies conducted in other countries

- It is recommended that comparative studies be conducted for the results of the 2008 and 2014 researches on violence against women with the studies conducted in other countries especially in terms of basic forms of violence.



ANNEXES

- A. RESEARCH ORGANIZATION**
- B. ANNEXES OF THE CHAPTERS**
- C. SURVEY QUESTIONNAIRES**



ANNEX A.

RESEARCH ORGANIZATION

Annex A1
Research Team

Annex A1. Research Team

Key experts		
Assoc. Prof. Dr. İknur Yüksel-Kaptanoğlu	Project Coordinator Demographer Responsible for the qualitative and quantitative components of the project, preparation of reports, questionnaire design, data analysis, report writing	Hacettepe University Institute of Population Studies
Assoc. Prof. Dr. Alanur Çavlin	Quantitative Research Coordinator Demographer Responsible for the quantitative research, questionnaire design, field coordinator, data analysis and report writing	Hacettepe University Institute of Population Studies
Prof. Dr. Banu Akadlı Ergöçmen	Qualitative Research Coordinator Demographer Responsible for the qualitative research, focus group moderation, qualitative data analysis, report writing Financial and administrative responsible (as of October 22, 2014)	Hacettepe University Institute of Population Studies
Experts		
Prof. Dr. Ş. Armağan Tarım	Operations Researcher Financial and administrative responsible (September 30, 2013-October 16, 2014)	Hacettepe University Institute of Population Studies
Prof. Dr. İsmet Koç	Demographer Training of the field personnel, data analysis and report writing	Hacettepe University Institute of Population Studies
Prof. Dr. Ali Çağlar	Sociologist Support to qualitative research analysis	Hacettepe University Department of Political Science and Public Administration
Assoc. Prof. Dr. A. Sinan Türkyılmaz	Demographer Sample and quantitative research design and technical coordination, training of the field personnel, data analysis and report writing	Hacettepe University Institute of Population Studies
Assoc. Prof. Dr. Mehmet Ali Eryurt	Demographer Questionnaire design, training of the field personnel, data analysis and report writing	Hacettepe University Institute of Population Studies
Assist. Prof. Dr. Hüseyin Tunç	Operations Researcher Training of the field personnel, data processing support and preparation of tabulations for data analysis	Hacettepe University Institute of Population Studies
Assist. Prof. Dr. Onur Alper Kılıç	Operations Researcher Training of the field personnel and field study technical support	Hacettepe University Institute of Population Studies
Instr. Dr. Pelin Çağatay Seçkiner	Demographer Data processing responsible, data entry, data analysis and report writing	Hacettepe University Institute of Population Studies
Res. Assit. Tuğba Adalı	Demographer Sample and quantitative research design and technical coordination, training of the field personnel, data analysis and report writing	Hacettepe University Institute of Population Studies
Res. Assit. Ayşe Abbasoğlu	Demographer Data analysis and report writing	Hacettepe University Institute of Population Studies

Research Assistants		
Faruk Keskin	Mathematician Field personnel (Team Leader)	Hacettepe University Institute of Population Studies
Zehra Yayla	Mathematician Data processing support personnel	Hacettepe University Institute of Population Studies
Melike Saraç	Mathematician Data processing support personnel	Hacettepe University Institute of Population Studies
Fatoş Erciyas Özkan	Business school graduate Field personnel (Team Leader)	Hacettepe University Institute of Population Studies

Project Assistants		
Hilal Arslan	Sociologist Qualitative research (field organization, interview, data analysis), Quantitative research (field organization, data analysis, tabulation)	BIGSSS, Jacobs University Bremen, PhD. candidate
Pınar Karababa Kayalığıl	Sociologist Qualitative research (field organization, interview, data analysis), Quantitative research (field organization)	METU Department of Sociology PhD. candidate
Akya Akarsu	Translator Translation of the report from Turkish to English	Bilkent University Department of Translation and Interpretation
Ceyda Başak Sayılğan	Political Scientist Qualitative research (field organization, interview), focus group organization	Hacettepe University BSc, Political Science and Public Administration

Annex A2
Research Personnel

Annex A2. Research Personnel

Quantitative Research Field and Data Entry Personnel			
Route 1: Kars-Iğdır-Ağrı-Erzurum-Bingöl-Tunceli		Route 7: Edirne-Tekirdağ-İstanbul	
Name	Surname	Name	Surname
Devrim	Ceylan	Mustafa	Polat
Elçin	Aksakal	Esra	Doğan
Fadime	Güleriüz	Ayşe	Kalkan
Esin	Epli	Kasım	Aslan
Özge	Sever	Hamide	Kayadelen
Ersin	Polat	Merve	Yıldız
Baran	Narın	Fatoş	Özkan Erciyas
Selda	Bozbiyık		
Route 2: Diyarbakır-Mardin-Batman-Siirt-Şırnak-Hakkâri-Van-Biçlis-Muş		Route 8: Sinop-Samsun-Ordu-Giresun-Gümüşhane	
Name	Surname	Name	Surname
Bahar	Sarıoğlu	Hatice	Yapıntı
Gurbet	Tayfun	Mehmet	Taner
Beycan	Soybelli	Gizem	Yıldız Akansoy
Ayşegül	Balkan	Murat	Kuru
Nesrin	Seyyar	Serra Mina	Tatlıoğlu
Taner	Altepe	Ceren	Yıldız
Muhammed	Gün	Aydan	Kaya
Yılmaz	Demiray		
Gizem İrmak	Sel		
Veysel	Moray		
Route 3: Kırıkkale-Çankırı-Kastamonu-Karabük-Bartın-Zonguldak-Bolu-Düzce-Sakarya		Route 9: Elazığ-Erzincan-Bayburt-Trabzon-Rize-Artvin-Ardahan	
Name	Surname	Name	Surname
Fatma	Şipal	Tuğba	Aliyazıcıoğlu
Selin	Saraçoğlu	Saliha Elvan	Boran
Şerife	Ayhan	Muzaffer Sevdâ	Tunaboylu
Erdi Murat	Özgen	Zuhal	Çam
Ceyda	Aköz	Selami	Aydoğan
Çağatay	Kamberoğlu	Havva	İldeş
Gizem	Demirer	Can	Turgay
Route 4: Kırklareli-İstanbul-Kocaeli-Yalova		Route 10: Afyon-Kütahya-Eskişehir-Bilecik-Bursa-Çanakkale	
Name	Surname	Name	Surname
Tuğgen	İpek	Negar	Vaezzadeh
Faruk	Keskin	Ecla	Çakır
Burcu	Değirmencioğlu	Cihan	Eligüznel
Funda	Başak	İzzeddin	Altsoy
Ekin	Taş	Burcu	Yılmaz
Yasemin	Temelat	Nihan	Damarlı
Kasım	Aslan	Ece Serap	Demircioğlu
Route 5: Muğla-Aydın-Denizli-Isparta-Antalya-Konya-Karaman		Route 11: Malatya-Adıyaman-Gaziantep-Kahramanmaraş-Osmaniye	
Name	Surname	Name	Surname
Mehmet	Şen	Gizem	Sönmez
Damla	Çimen	Azer Ebru	Muflu
Dilara	Parlar	Gözde	Babaoğlu
Ceyda	Ferit	Hüseyin Ömür	Bolat
Neslihan	Uras	Safiye	Olgun
Ahmet	Yılmaz	Şule	Akın
		Esra	Soğancı
Route 6: Balıkesir-Manisa-İzmir		Route 12: Sivas-Tokat-Amasya-Yozgat-Çorum	
Name	Surname	Name	Surname
Anıl	Altun	Merve Hazal	Gedik
Alev Oral	Erarslan	Gülşah	Güler
Fatma Duygu	Ünal	Aslı Elif	Sakallı
Dilay	Aydoğan	Berçin	Uluz
Mehmet	Sandık	Engin	Düz
Esin	Alp	Hulusi Ersin	Ertaş
Ebru	Tönel	Ceren	Can
Bilge	Hasdemir		

Route 13: Kayseri-Nevşehir-Niğde-Aksaray-Kırşehir	
Name	Surname
Ali Can	Anay
Eda	Aydın
Halime	Zorlu
Hilal	Zorlu
Onur	Ekmekçi
Gökçe	Temur
Route 14: İçel-Adana-Hatay-Şanlıurfa	
Name	Surname
Songül	Arslan
Duygu	Erol
Necla	Baştaş
Yasemin	Yıldırım Çolakoğlu
Ebru	Güteryüz
Route 15: Ankara	
Name	Surname
Belkis	Korkmaz
Begüm	İşcen
Buket	Kılıçer
Zelal Deniz	Demir
Elnaz Yousefi	Ardebili
Pınar	Şengül
Kübra	Köse

Data Entry Personnel	
Name	Surname
Abdurrahman	Acar
Ahmet Ertan	Çölgeçen
Ahmet Recai	Açıkgöz
Ali Aykut	Fidancı
Anıl	Altun*
Ayşe	Yiğit
Beycan	Soybelli*
Büşra	Satı
Ceyda	Aköz*
Çağatay	Kamberoğlu*
Çağlar	Duman
Deniz	Baş*
Dilek	Koç
Doğuhan	Esgin
Efe Can	Göksaran
Elnaz Yousefi	Ardebili*
Eren	Güvendik
Ersin	Polat*
Evin	Karakeçili
Gizem	Sönmez*
Gülsüm	Çelik
Kadir	Gürhan*
Kübra	Ercan
Mehmet	Sandık*
Onur	Ekmekçi*
Özer	Ertaş
Safiye	Olgun*
Sinan	Songürcü

Qualitative Study Field Personnel

Name	Surname
Aslıhan Burcu	Öztürk
Ceyda Başak	Sayılgan
Gamze	Göker
Gökhan	Topçu
Hilal	Arslan*
Pınar	Karababa Kayalığıl*

* Also worked in the field research

Annex A3
Selected Provinces and Field Study Routes

Annex A3. Research on Domestic Violence against Women in Turkey, Selected Provinces and Field Study Routes

Annex Table A3.1 Research on Domestic Violence against Women in Turkey, Selected Provinces			
Region Name	12 Region Code	Province Name	Province Code
İstanbul	1	İstanbul	34
West Marmara	2	Balıkesir	10
West Marmara	2	Çanakkale	17
West Marmara	2	Edirne	22
West Marmara	2	Kırklareli	39
West Marmara	2	Tekirdağ	59
Aegean	3	Afyon	03
Aegean	3	Aydın	09
Aegean	3	Denizli	20
Aegean	3	İzmir	35
Aegean	3	Kütahya	43
Aegean	3	Manisa	45
Aegean	3	Muğla	48
East Marmara	4	Bilecik	11
East Marmara	4	Bolu	14
East Marmara	4	Bursa	16
East Marmara	4	Eskişehir	26
East Marmara	4	Kocaeli	41
East Marmara	4	Sakarya	54
East Marmara	4	Yalova	77
East Marmara	4	Düzce	81
West Anatolia	5	Ankara	6
West Anatolia	5	Konya	42
West Anatolia	5	Karaman	70
Mediterranean	6	Adana	1
Mediterranean	6	Antalya	7
Mediterranean	6	Hatay	31
Mediterranean	6	Isparta	32
Mediterranean	6	İçel	33
Mediterranean	6	K.maraş	46
Mediterranean	6	Osmaniye	80
Central Anatolia	7	Kayseri	38
Central Anatolia	7	Kırşehir	40
Central Anatolia	7	Nevşehir	50
Central Anatolia	7	Niğde	51
Central Anatolia	7	Sivas	58
Central Anatolia	7	Yozgat	66
Central Anatolia	7	Aksaray	68
Central Anatolia	7	Kırıkkale	71
West Black Sea	8	Amasya	5
West Black Sea	8	Çankırı	18
West Black Sea	8	Çorum	19
West Black Sea	8	Kastamonu	37
West Black Sea	8	Samsun	55
West Black Sea	8	Sinop	57
West Black Sea	8	Tokat	60
West Black Sea	8	Zonguldak	67
West Black Sea	8	Bartın	74
West Black Sea	8	Karabük	78

Region	12 Region Code	Province	Province Code
East Black Sea	9	Artvin	8
East Black Sea	9	Giresun	28
East Black Sea	9	Gümüşhane	29
East Black Sea	9	Ordu	52
East Black Sea	9	Rize	53
East Black Sea	9	Trabzon	61
Northeast Anatolia	10	Ağrı	4
Northeast Anatolia	10	Erzincan	24
Northeast Anatolia	10	Erzurum	25
Northeast Anatolia	10	Kars	36
Northeast Anatolia	10	Bayburt	69
Northeast Anatolia	10	Ardahan	75
Northeast Anatolia	10	Iğdır	76
Central East Anatolia	11	Bingöl	12
Central East Anatolia	11	Bitlis	13
Central East Anatolia	11	Elazığ	23
Central East Anatolia	11	Hakkâri	30
Central East Anatolia	11	Malatya	44
Central East Anatolia	11	Muş	49
Central East Anatolia	11	Tunceli	62
Central East Anatolia	11	Van	65
Southeast Anatolia	12	Adıyaman	2
Southeast Anatolia	12	Diyarbakır	21
Southeast Anatolia	12	Gaziantep	27
Southeast Anatolia	12	Mardin	47
Southeast Anatolia	12	Siirt	56
Southeast Anatolia	12	Şanlıurfa	63
Southeast Anatolia	12	Batman	72
Southeast Anatolia	12	Şırnak	73

Annex Table A3.2 Quantitative Research Fieldwork	
Team No	Provinces
1	Kars, Iğdır, Ağrı, Erzurum, Bingöl, Tunceli
2	Diyarbakır, Mardin, Batman, Siirt, Şırnak, Hakkâri, Van, Bitlis, Muş
3	Kırıkkale, Çankırı, Kastamonu, Karabük, Bartın, Zonguldak, Bolu, Düzce, Sakarya
4	Kırklareli, İstanbul, Kocaeli, Yalova
5	Muğla, Aydın, Denizli, Isparta, Antalya, Konya, Karaman
6	Balıkesir, Manisa, İzmir
7	Edirne, Tekirdağ, İstanbul
8	Sinop, Samsun, Ordu, Giresun, Gümüşhane
9	Elazığ, Erzincan, Bayburt, Trabzon, Rize, Artvin, Ardahan
10	Afyon, Kütahya, Eskişehir, Bilecik, Bursa, Çanakkale
11	Malatya, Adıyaman, Gaziantep, Kahramanmaraş, Osmaniye
12	Sivas, Tokat, Amasya, Yozgat, Çorum
13	Kayseri, Nevşehir, Niğde, Aksaray, Kırşehir
14	İçel, Adana, Hatay, Şanlıurfa
15	Ankara

Annex A4

Sample Coverage and Sample Weights

Tuğba Adalı

Ahmet Sinan Türkyılmaz

Annex A4. Sample Coverage and Sample Weights

Tuğba Adalı and Ahmet Sinan Türkyılmaz

Sample Coverage and Response Rates

In this section, response rates¹ of the household and women interviews and the reasons for non-response in the Research on Domestic Violence against Women in Turkey are presented. For the 518 clusters in the sample design of the survey, the target sample size is 15,072 households. Out of 13,403 households which were visited and found eligible for the interview, 11,274 were interviewed. Accordingly, the household level response rate is 84 percent. Household members not being at home (7 percent), vacant dwellings/addresses (6 percent), or household members not being at home during the whole period of the survey (3 percent) are among the main reasons why the interviews could not be conducted. The proportion of households that refused the interviews is 6 percent (Annex Table A4.1).

Keeping the response rates at high levels in big cities and especially in metropolises is one of the important difficulties faced during the fieldworks. In order to overcome this difficulty, great importance was attached to re-visiting the selected households that could not be reached at the first visit. In terms of type of residences and regions, it is observed that, as expected, the response rates in rural areas are higher. While Northeast Anatolia has the highest response rate with 92 percent, İstanbul has the lowest. When compared with the response rates of different national sample surveys and especially of the Research on Domestic Violence against Women in Turkey 2008, the national and regional response rates are high and consistent².

In the interviewed households, 13,310 women in the 15-59 age group were identified as eligible for the interview. These women were asked about their background information such as age, marital status and education. In order to make women feel comfortable when answering the questions and to increase the reliability of the answers, it was aimed to interview

¹ The household response rate is calculated for completed households as a proportion of completed, household not present or no competent respondent, postponed, refused, dwelling not found and partly completed. The eligible woman response rate is calculated for completed interviews as a proportion of completed, not at home, postponed, refused, partially completed and "other." The overall response rate is the product of the household and woman response rates.

Using the number of households falling into specific response categories, the household response rate (HRR) is calculated as:

$$\frac{C}{C + HP + P + R + DNF + PC}$$

Women response rate (EWRR), belongs to the number of all women divided by the number of women for which interview was completed:

$$\frac{WC}{WC + WNH + WA + WP + WR + WNE + WPC + WO}$$

² T.C. Başbakanlık, Kadının Statüsü Genel Müdürlüğü. (2009). [T.R. Prime Ministry, General Directorate on the States of Women in Turkey] 'de Kadına Yönelik Aile İçi Şiddet. [Violence against Women in Turkey] Ankara: T.C. Başbakanlık Kadının Statüsü Genel Müdürlüğü Yayınları

only one woman from every household for safety and confidentiality reasons. Out of 13,310 women, 8,960 women were selected by the Kish method (Table 2.2). Interviews were successfully completed with 7,462 women and the proportion of refusal is 4.4 percent for the survey. For the interviews conducted with women, the response rate is 83 percent (Annex Table A4.1). Similar with the pattern for households, the response rate of women in urban area is lower than the response rate of women in rural areas. In addition to this, at the regional level, the highest response rate is in the Southeast Anatolia. While there are no significant differences concerning the rates in the regions other than İstanbul and the Western Anatolia region which includes Ankara, the response rate is below 80 percent for these two regions.

Annex Table A4.1 Response categories and rates by region and type of residence, Turkey 2014

	Type of Residence		NUTS-1 Region											Total		
	Urban	Rural	Istanbul	West Marmara	Aegean	East Marmara	West Anadolıa	Mediterranean	Central Anadolıa	West Black Sea	East Black Sea	Northeast Anadolıa	Central East Anadolıa		Southeast Anadolıa	
Household																
Questionnaire completed (C)	70.7	83.6	69.8	77.8	72.2	74.8	67.8	74.2	77.8	75.4	72.5	81.5	75.1	78.1	74.6	
Household not present during visit or no eligible person in the household for interview (HNP)	7.7	4.3	10.8	5.6	6.1	9.8	7.9	7.2	4.3	5.6	7.9	2.6	4.8	5.3	6.7	
All members of the household absent during the time of the research (HA)	2.9	2.7	0.3	3.6	4.2	0.9	2.8	2.5	2.9	2.5	4.4	4.1	4.0	2.1	2.8	
Postponed (P)	0.1	0.0	0.0	0.2	0.1	0.1	0.3	0.2	0.1	0.1	0.0	0.0	0.1	0.1	0.1	
Refused (R)	7.9	2.1	10.4	4.4	7.0	5.5	12.0	7.6	4.0	5.6	3.2	2.2	5.5	5.6	6.2	
Dwelling empty (DE)	6.7	5.4	4.4	6.6	6.2	5.7	6.7	4.6	7.8	8.2	10.0	5.8	4.0	5.0	6.3	
Address not a dwelling (DV)	1.2	0.9	0.7	0.9	2.1	1.1	0.3	1.5	1.2	1.4	0.5	1.0	0.7	2.3	1.1	
Dwelling destroyed (DD)	0.9	0.2	1.6	0.3	0.2	0.5	1.4	0.2	0.6	0.4	0.8	0.5	1.1	0.3	0.7	
Dwelling not found (DNF)	1.4	0.5	1.1	0.3	1.4	1.3	0.2	1.2	1.2	0.5	0.6	2.1	3.7	0.7	1.2	
Interview partly completed (PC)	0.2	0.1	0.8	0.2	0.1	0.1	0.5	0.1	0.0	0.1	0.0	0.1	0.2	0.1	0.2	
Other (O)	0.2	0.2	0.1	0.1	0.3	0.1	0.1	0.6	0.2	0.1	0.1	0.1	0.7	0.4	0.2	
Total	100.0	100.0	100.0	100.0	100.0	100.0	100.0	100.0	100.0	100.0	100.0	100.0	100.0	100.0	100.0	
HH number	10,570	4,514	1,505	1,265	1,344	1,395	1,171	1,232	1,264	1,456	1,264	1,104	1,136	948	15,084	
Household response rate (HRR)	80.2	92.3	75.2	87.9	83.0	81.7	76.4	81.9	89.1	86.4	86.1	92.1	84.0	86.9	83.9	
Woman																
Questionnaire completed (WC)	81.8	86.7	77.8	87.2	87.7	83.5	72.0	80.7	83.4	85.6	81.7	87.9	83.1	88.0	83.3	
Woman not at home during visits (WNH)	7.0	5.5	9.9	4.5	4.1	8.8	12.1	7.6	5.4	4.3	9.5	3.7	4.3	5.1	6.6	
Woman absent during the time of the research (WA)	2.3	2.6	1.0	3.4	2.4	1.2	2.3	2.4	3.8	2.7	2.0	3.2	2.9	1.6	2.4	
Postponed (WP)	0.6	0.1	0.7	0.6	0.1	0.5	2.7	0.4	0.0	0.4	0.1	0.1	0.1	0.1	0.5	
Refused (WR)	5.6	1.6	6.7	2.6	3.5	3.4	8.0	5.7	4.7	4.3	3.3	2.5	5.5	1.9	4.4	
Woman not eligible for interview (WNE)	1.1	1.7	1.2	0.7	1.0	0.8	1.2	1.3	1.9	1.9	1.9	0.9	1.5	1.0	1.3	
Interview partly completed (WPC)	1.3	1.2	2.4	0.6	1.1	1.7	1.7	1.1	0.7	0.5	1.0	1.3	1.7	1.0	1.2	
Other (WO)	0.4	0.5	0.3	0.4	0.0	0.1	0.2	0.7	0.1	0.4	0.4	0.4	0.9	1.0	0.4	
Total	100.0	100.0	100.0	100.0	100.0	100.0	100.0	100.0	100.0	100.0	100.0	100.0	100.0	100.0	100.0	
Number of women	6,203	2,757	890	727	706	831	603	748	743	840	694	758	752	668	8,960	
Women response rate (WRR)	81.8	86.7	77.8	87.2	87.7	83.5	72.0	80.7	83.4	85.6	81.7	87.9	83.1	88.0	83.3	

Calculation of the Sample Weights

As mentioned earlier, the sample plan of the Research on Domestic Violence against Woman in Turkey is not a self-weighted one. In order to reach adequate numbers of observation in certain sample strata, sample units were selected in higher numbers that would be targeted as a result of proportional allocation. The following describes the procedure for calculating the weights used in the analysis of the survey results. Different weights were calculated for each cluster; the reason of this can be explained as follows: 1) the different probabilities of selection at the cluster level, 2) the disproportionate allocation of the sample size and 3) the differentiation of response rates in each strata.

The main component of the weight given to any cluster is the inverse of the sample ratio used for determining the sample size in the stratum that the cluster belongs:

$$W_{hi} = 1 / f_{hi}$$

f_{hi} , the sampling fraction of cluster i in stratum h , is the product of probabilities of selection at each selection stage in the given cluster:

$$f_{hi} = P_{1hi} * P_{2hi}$$

where P_{1hi} is the first stage probability of sample selection of i^{th} block for the h^{th} strata and P_{2hi} is the household probability of selection in the same block (second stage probability of selection).

Since the address information is not possible to observe physically in villages that are not connected to a municipality, listing was carried out. Therefore, another selection stage arose for these kinds of clusters. After these villages were selected by TURKSTAT (first stage), lists of 48 households were created using the listing method (interim stage). In the final stage, from these lists, selections of 24 households were performed just like other rural clusters. The impact of this process on the sample weight was also taken into consideration.

For considering the impact of non-response for the household and individual interviews, a second weight component was calculated. The DHS Program approach was adopted for the calculation of the factor of non-response effect³. The adjustment factor for the household non-response is equal to the inverse of:

$$R_{hn} = W_{hi} * \text{Completed households} / W_{hi} * \text{Eligible households for interview.}$$

The number of eligible households is the sum of the number of households where interviews were completed, households that were not present or where there were no competent respondents, households where interviews were postponed,

³ Details can be found in DHS Sampling and Listing Manual: http://dhsprogram.com/pubs/pdf/DHSM4/DHS6_Sampling_Manual_Sept2012_DHSM4.pdf Döküman

households where the interviews were not completed, households where the interviews were refused, and households where the dwelling could not be found by the fieldwork teams.

Similarly, the adjustment factor for non-response in the women's questionnaire is equal to the inverse value of:

$$R_{wh} = W_{hi} * \text{Completed women questionnaires} / W_{hi} * \text{Eligible women for interview}$$

If there were more than one eligible woman in the household, one of them was selected using the Kish method. Therefore, this selection procedure should also be reflected in weighting procedure. Accordingly, the reciprocal of the fraction that is, the proportion of eligible women selected for the interviews and the total number of women aged 15-59 in each stratum were included in the weighting factor.

$$R_{wk} = \text{Eligible women for the interview} / \text{Total number of women aged 15-59}$$

The sum of unadjusted weights of the Research on Domestic Violence against Women in Turkey which were obtained by multiplying the two components mentioned above, were standardized by equalizing them to the total number of completed household interviews. A similar standardization procedure was followed in obtaining the sample weights of women data.

For the Research on Domestic Violence against Women in Turkey, a series of additional analyses were also conducted. These analyses were conducted in relation with the calculation of sample weights in order to test the possible impact of age distribution of the sample on levels of violence. For this purpose, the sample weight was calibrated trying different methods in a manner that will give the age distribution of certain base populations. In the first calibration, nationwide age distribution of the Address Based Population Registry System (ABPRS), and in the second calibration age structures for each NUTS 1 region were used (Annex Table A4.2). Estimates of physical and sexual violence were recalculated using the two different calibrated sample weights (Annex Table A4.3 and Annex Table A4.4). The findings obtained from the aforementioned sample weights were also evaluated for the educational level of women (Annex Table A4.5). In all of the above mentioned tables, the findings of the Research on Domestic Violence against Women in Turkey 2008 are also presented for comparison purposes. Along with this, the proportion and number of women who were selected at the regional level, as well as the response rates of the 2008 and 2014 researches are also presented in Annex Table A4.6, Annex Table A4.7 and Annex Table A4.8. The response rates are not affected by the sample weights since they were calculated unweighted.

Annex Table A4.2. Comparison of the age structures of the Researches on Domestic Violence against Women in Turkey: Percentage distribution of all and ever-married women aged 15-59 by five-year age groups, NUTS 1 regions and Turkey, Turkey 2014														
Age Group	2014 Survey													
	2008 Survey		Uncalibrated weight		Calibration by age and region ¹			Overall age calibration for Turkey ²			2008 Survey		2014 Survey	
	All women	Ever-married women	All women	Ever-married women	All women	Ever-married women	All women	Ever-married women	All women	Ever-married women	Number of all women	Number of ever-married women	Number of all women	Number of ever-married women
Istanbul	15-19	13	1	8	1	11	1	12	2	69	3	57	3	5
	20-24	14	13	9	6	12	9	12	9	84	63	60	63	38
	25-29	18	20	13	14	14	15	13	14	146	131	90	131	79
	30-34	14	16	21	23	15	17	17	20	122	117	144	117	135
	35-39	11	14	14	15	13	15	12	14	109	105	96	105	89
	40-44	9	11	12	14	11	14	11	14	83	82	84	82	81
	45-49	10	12	10	12	9	12	9	12	91	90	69	90	69
	50-54	6	8	6	7	8	9	6	7	57	57	45	57	42
	55-59	5	6	6	7	6	6	7	8	44	43	47	43	45
		11	1	6	1	11	1	9	1	71	7	35	7	4
West Marmara	20-24	11	8	7	5	11	8	10	7	85	57	47	57	27
	25-29	11	12	11	11	11	12	11	12	115	111	70	111	62
	30-34	11	13	14	15	12	14	12	13	133	130	89	130	82
	35-39	12	13	12	14	12	14	11	13	135	134	77	134	75
	40-44	13	15	15	17	11	14	14	16	125	123	95	123	94
	45-49	11	13	13	14	11	13	12	14	109	107	85	107	82
	50-54	13	15	14	15	11	13	13	15	113	113	88	113	85
	55-59	8	9	7	8	10	12	8	9	77	77	48	77	48

Annex Table A4.2 (continued). Comparison of age structures of the Researches on Domestic Violence against Women in Turkey: Percentage distribution of all and ever-married women aged 15-59 by five-year age groups, NUTS 1 regions and Turkey, Turkey 2014

Age group	2014 Survey											
	2008 Survey		Uncalibrated weight		Calibration by age and region ¹		Overall age calibration for Turkey ²		2008 Survey		2014 Survey	
	All women	Ever-married women	All women	Ever-married women	All women	Ever-married women	All women	Ever-married women	Number of all women	Number of ever-married women	Number of all women	Number of ever-married women
Aegean												
15-19	12	1	7	1	11	2	11	2	85	6	41	7
20-24	11	7	8	5	11	7	11	7	85	47	50	27
25-29	12	13	11	12	12	13	11	12	129	118	72	65
30-34	12	14	15	16	13	15	12	14	136	131	91	86
35-39	11	13	14	16	12	14	13	15	131	127	88	85
40-44	11	13	13	14	11	13	12	14	111	109	81	77
45-49	10	12	11	13	11	13	10	12	111	110	72	71
50-54	11	14	11	12	10	12	11	13	101	101	69	67
55-59	10	12	9	10	9	10	9	11	100	99	55	53
15-19	10	3	8	0	11	1	12	1	63	15	53	3
20-24	14	10	6	4	12	9	9	6	103	60	44	26
25-29	14	14	12	13	13	14	12	13	133	117	81	77
30-34	15	17	15	17	14	16	12	14	158	151	102	102
35-39	11	12	14	16	12	15	13	15	119	114	99	97
40-44	13	15	11	12	11	13	10	12	121	119	81	76
45-49	10	12	14	16	10	12	12	15	105	101	96	95
50-54	8	9	10	11	9	11	9	11	75	75	68	66
55-59	7	8	10	11	8	10	11	13	70	70	70	70
West Anatolia												
15-19	13	3	7	1	12	2	11	2	97	19	30	4
20-24	15	12	9	7	12	9	13	10	117	78	41	26
25-29	14	15	13	13	13	14	12	13	164	144	53	47
30-34	12	15	17	19	13	16	14	16	149	145	72	70
35-39	13	15	14	15	12	14	12	14	159	155	61	58
40-44	10	12	13	14	11	13	12	14	118	113	57	55
45-49	9	10	13	14	10	12	11	14	104	101	54	54
50-54	8	10	9	10	9	11	9	10	90	89	39	37
55-59	6	7	6	7	7	9	6	7	71	71	27	26

Annex Table A4.2 (continued). Comparison of age structures of the Researches on Domestic Violence against Women in Turkey: Percentage distribution of all and ever-married women aged 15-59 by five-year age groups, NUTS 1 regions and Turkey, Turkey 2014

Age group	2014 Survey													
	2008 Survey		Uncalibrated weight		Calibration by age and region ¹		Overall age calibration for Turkey ²				2008 Survey		2014 Survey	
	All women	Ever-married women	All women	Ever-married women	All women	Ever-married women	All women	Ever-married women	Number of all women	Number of ever-married women	Number of all women	Number of ever-married women	Number of all women	Number of ever-married women
East Black Sea														
15-19	14	2	7	0	13	1	11	1	105	10	37	2	10	2
20-24	12	10	8	4	12	7	12	6	109	72	46	20	72	20
25-29	11	13	11	11	11	13	10	11	134	122	58	51	122	51
30-34	12	15	17	18	11	14	13	16	148	142	91	85	142	85
35-39	11	12	14	16	11	13	13	15	139	130	80	75	130	75
40-44	12	14	12	13	11	14	11	13	124	119	68	65	119	65
45-49	11	13	11	12	11	13	10	11	114	111	63	60	111	60
50-54	10	11	12	14	10	13	11	14	98	96	70	68	96	68
55-59	8	10	9	11	10	13	10	12	75	72	54	54	72	54
Northeast Anatolia														
15-19	20	3	12	1	18	2	18	2	156	23	82	8	23	8
20-24	17	16	13	11	16	14	18	15	173	118	89	59	118	59
25-29	14	18	14	15	14	16	13	15	194	181	92	83	181	83
30-34	14	17	17	20	13	16	13	16	200	195	113	108	195	108
35-39	11	15	11	13	10	13	9	12	173	169	74	70	169	70
40-44	8	10	13	15	9	12	11	14	116	113	84	82	113	82
45-49	6	8	9	11	8	10	8	10	78	76	60	59	76	59
50-54	6	8	7	8	7	9	6	8	70	70	45	44	70	44
55-59	4	5	4	5	6	8	4	6	55	55	27	27	55	27
Central East Anatolia														
15-19	23	5	14	1	18	1	20	2	196	27	84	5	27	5
20-24	18	18	13	8	16	10	17	11	183	124	83	37	124	37
25-29	15	19	15	17	14	16	14	17	233	206	97	81	206	81
30-34	13	17	14	18	13	18	11	16	222	201	91	87	201	87
35-39	9	12	13	17	10	14	11	16	152	143	83	79	143	79
40-44	7	10	11	14	9	13	10	14	105	100	70	68	100	68
45-49	6	8	10	12	8	10	8	11	79	78	60	57	78	57
50-54	5	7	5	7	7	9	5	7	67	65	31	31	65	31
55-59	3	5	4	6	6	8	4	6	50	50	26	26	50	26

Annex Table A4.2 (continued). Comparison of age structures of the Researches on Domestic Violence against Women in Turkey: Percentage distribution of all and ever-married 15-59 aged women by five-year age groups, NUTS 1 regions and Turkey, Turkey 2014													
2014 Survey													
Age group	2008 Survey		Uncalibrated weight		Calibration by age and region ¹		Overall age calibration for Turkey ²		2008 Survey		2014 Survey		
	All women	Ever-married women	All women	Ever-married women	All women	Ever-married women	All women	Ever-married women	Number of all women	Number of ever-married women	Number of all women	Number of ever-married women	
Southeast Anatolia													
15-19	20	7	13	2	19	3	19	3	203	57	74	10	
20-24	17	15	15	12	16	14	19	17	194	138	88	56	
25-29	18	21	18	19	15	17	16	19	280	251	104	89	
30-34	14	17	17	20	14	18	13	17	242	231	98	93	
35-39	11	14	14	17	11	14	12	15	196	192	82	78	
40-44	7	9	9	11	9	11	8	10	108	106	55	50	
45-49	6	8	7	8	7	9	6	8	97	94	40	38	
50-54	4	5	5	6	6	8	5	6	48	48	31	30	
55-59	3	4	3	4	4	6	3	4	48	48	16	16	
Turkey	14	2	8	1	13	2	13	2	1,314	212	664	65	
20-24	14	11	9	6	12	9	13	9	1,469	982	705	412	
25-29	14	16	13	14	13	14	13	14	1,970	1,778	968	862	
30-34	13	15	17	19	13	16	13	16	1,954	1,874	1,174	1,119	
35-39	11	13	13	15	12	14	12	14	1,720	1,662	987	941	
40-44	11	13	12	14	11	13	11	13	1,381	1,347	904	874	
45-49	9	11	11	13	9	12	10	12	1,196	1,164	812	792	
50-54	8	10	9	10	9	10	9	11	976	971	711	692	
55-59	6	8	7	8	8	10	7	9	815	808	537	530	

¹ Findings obtained from the calibration of sample weights by five-year age group regional population of women obtained from ABPRS 2013.

² Findings obtained from the calibration of sample weights by five-year age group Turkey-wide population of women obtained from ABPRS 2013.

Annex Table A4.3. Percentages of lifetime physical and sexual violence obtained from the Researches on Domestic Violence against Women in Turkey: ever-married women aged 15-59, NUTS 1 regions and Turkey, Turkey 2014

	2014 Survey													
	2008 Survey						Overall age calibration for Turkey ²							
	Uncalibrated weight			Calibration by age and region ¹			Physical %			Sexual %				
	Physical %	Sexual %	Unweighted denominator for physical violence	Physical %	Sexual %	Unweighted denominator for sexual violence	Physical %	Sexual %	Physical %	Sexual %	Unweighted denominator for physical violence	Physical %	Sexual %	Unweighted denominator for sexual violence
Istanbul	36.7	11.2	691	36.3	12.9	691	35.7	13.2	35.7	12.9	583	35.7	12.9	580
West Marmara	24.6	8.7	859	29.7	11.6	859	29.9	11.6	29.9	11.5	557	29.9	11.5	559
Aegean	31.3	13.9	848	37.0	12.0	848	36.6	12.0	36.8	12.1	538	36.8	12.1	538
East Marmara	36.5	12.8	822	30.3	10.6	822	30.2	10.8	30.7	10.8	612	30.7	10.8	612
West Anatolia	42.2	15.5	915	42.2	15.0	915	41.7	14.3	41.6	14.5	377	41.6	14.5	377
Mediterranean	41.6	15.9	964	36.5	11.8	964	36.8	12.3	36.8	12.1	529	36.8	12.1	529
Central Anatolia	49.5	22.8	887	42.8	9.9	887	41.6	9.6	41.7	9.5	531	41.7	9.5	529
West Black Sea	42.9	17.5	779	34.3	9.9	779	34.1	9.8	34.3	9.7	607	34.3	9.7	606
East Black Sea	38.0	17.6	874	26.8	9.9	874	26.7	9.6	27.0	9.9	480	27.0	9.9	480
Northeast Anatolia	53.2	29.5	1,000	38.6	16.2	1,000	38.5	16.5	38.0	16.1	540	38.0	16.1	540
Central East Anatolia	47.1	19.7	994	32.2	10.9	994	32.0	11.1	31.3	10.6	470	31.3	10.6	471
Southeast Anatolia	47.7	19.7	1,165	32.5	11.4	1,165	32.4	11.5	31.8	11.3	460	31.8	11.3	460
Turkey	39.3	15.3	10,798	35.5	12.0	10,798	35.4	12.1	35.3	12.0	6,284	35.3	12.0	6,281

¹ Findings obtained from the calibration of sample weights by five-year age group regional population of women obtained from ABPRS 2013.

² Findings obtained from the calibration of sample weights by five-year age group Turkey-wide population of women obtained from ABPRS 2013.

Annex Table A4.4. Percentages of physical and sexual violence within the last 12 months obtained from the Researches on Domestic Violence against Women in Turkey: ever-married women aged 15-59, NUTS 1 regions and Turkey, Turkey 2014

	2014 Survey															
	2008 Survey				Uncalibrated weight				Calibration by age and region ¹				Overall age calibration for Turkey ²			
	Last 12 months physical %	Last 12 months sexual %	Unweighted denominator for physical violence	Unweighted denominator for sexual violence	Last 12 months physical %	Last 12 months sexual %	Last 12 months physical %	Last 12 months sexual %	Last 12 months physical %	Last 12 months sexual %	Last 12 months physical %	Last 12 months sexual %	Unweighted denominator for physical violence	Unweighted denominator for sexual violence		
Istanbul	8.1	4.7	691	691	7.5	5.7	7.5	5.7	5.8	5.8	5.8	581	579			
West Marmara	6.0	4.3	859	859	8.9	3.7	9.8	3.9	3.7	3.7	3.7	552	588			
Aegean	5.3	4.1	848	848	8.7	5.5	9.2	5.4	5.4	5.4	5.4	536	538			
East Marmara	7.2	5.8	822	822	5.4	4.0	6.1	4.2	4.1	4.1	4.1	611	611			
West Anatolia	11.6	6.5	915	915	10.1	5.6	10.0	5.5	5.6	5.6	5.6	376	376			
Mediterranean	11.9	6.5	964	964	9.1	5.3	10.1	5.5	5.4	5.4	5.4	526	529			
Central Anatolia	13.5	11.0	887	887	10.6	3.4	10.5	3.2	3.2	3.2	3.2	518	523			
West Black Sea	7.9	6.7	779	779	8.3	4.3	9.0	4.4	4.2	4.2	4.2	603	605			
East Black Sea	6.5	7.8	874	874	6.5	5.6	7.0	5.3	5.5	5.5	5.5	477	479			
Northeast Anatolia	17.8	19.4	1,000	1,000	8.3	8.3	8.3	8.3	8.3	8.3	8.3	538	539			
Central East Anatolia	14.6	12.1	994	994	7.1	5.3	7.2	5.4	5.3	5.3	5.3	458	469			
Southeast Anatolia	19.2	13.0	1,165	1,165	7.9	7.2	7.5	6.8	6.9	6.9	6.9	450	457			
Turkey	9.9	7.0	107,98	107,98	8.2	5.3	8.4	5.3	5.3	5.3	5.3	6,226	6,263			

¹ Findings obtained from the calibration of sample weights by five-year age group regional population of women obtained from ABPRS 2013.

² Findings obtained from the calibration of sample weights by five-year age group Turkey-wide population of women obtained from ABPRS 2013.

Annex Table A4.5. Comparison of the educational levels of interviewed women in the Researches on Domestic Violence against Women in Turkey: Percent distribution of all women aged 15-59 by educational level, NUTS 1 regions and Turkey, Turkey 2014

	No education/Primary incomplete									
	2014 Survey					2014 Survey				
	2008 Research	Uncalibrated weight	Calibration by age and region ¹	Overall age calibration for Turkey ²	2008 Research	Uncalibrated weight	Calibration by age and region ¹	Overall age calibration for Turkey ²	2008 unweighted denominator	2014 unweighted denominator
Istanbul	14.1	13.2	13.3	13.1	46.0	38.8	36.4	35.5	805	692
West Marmara	8.2	9.5	9.2	9.4	55.1	51.8	47.2	49.1	963	634
Aegean	12.9	10.1	9.6	9.8	42.3	45.6	41.9	42.6	989	619
East Marmara	14.5	10.1	9.0	9.6	50.1	46.0	41.2	43.0	947	693
West Anatolia	9.3	9.7	9.3	9.1	41.1	37.7	34.4	35.0	1,069	433
Mediterranean	15.9	14.0	12.5	13.6	41.9	40.1	35.5	37.0	1,151	603
Central Anatolia	24.4	14.2	13.5	13.6	43.6	43.4	40.2	39.4	988	620
West Black Sea	14.7	12.4	11.4	12.1	50.0	48.8	44.3	43.8	919	719
East Black Sea	22.2	14.2	13.6	13.9	37.1	45.0	39.4	41.3	1,046	567
Northeast Anatolia	36.1	34.1	33.2	31.9	37.0	39.6	36.4	36.4	1,215	666
Central East Anatolia	44.0	36.8	36.4	34.5	30.0	30.2	28.2	27.5	1,287	625
Southeast Anatolia	45.1	36.9	35.8	34.4	29.3	31.6	29.2	29.2	1,416	588
Turkey	18.7	16.1	15.7	15.6	42.8	40.9	37.4	37.6	12,795	7,459

Annex Table A4.5 (continued). Comparison of education levels of interviewed women in the Researches on Domestic Violence against Women in Turkey: Percent distribution of all women aged 15-59 by educational level, NUTS 1 regions and Turkey, Turkey 2014

	High school and above										
	Secondary school										
	2014 Survey		2014 Survey		2008 Research	2014 Survey		2014 Survey		Overall age calibration for Turkey ²	2008 unweighted denominator
Uncalibrated weight	Calibration by age and region ¹	Overall age calibration for Turkey ²	Uncalibrated weight	Calibration by age and region ¹		Overall age calibration for Turkey ²	Uncalibrated weight	Calibration by age and region ¹			
Istanbul	15.4	18.4	21.1	22.0	24.4	29.6	29.2	29.4	29.4	805	692
West Marmara	15.5	14.1	18.5	16.8	21.2	24.6	25.1	24.8	24.8	963	634
Aegean	16.6	13.3	16.5	16.0	28.2	31.0	32.0	31.6	31.6	989	619
East Marmara	14.0	19.2	24.2	22.9	21.4	24.7	25.6	24.5	24.5	947	693
West Anatolia	16.6	16.1	19.8	19.3	33.0	36.5	36.5	36.6	36.6	1,069	433
Mediterranean	14.2	17.8	23.8	21.5	27.9	28.1	28.2	27.9	27.9	1,151	603
Central Anatolia	16.7	18.9	21.9	22.8	15.3	23.5	24.3	24.2	24.2	988	620
West Black Sea	16.7	16.0	20.1	20.4	18.6	22.8	24.2	23.8	23.8	919	719
East Black Sea	17.2	16.0	20.2	18.7	23.5	24.8	26.7	26.2	26.2	1,046	567
Northeast Anatolia	13.5	15.5	19.5	20.4	13.5	10.8	10.9	11.2	11.2	1,215	666
Central East Anatolia	13.5	16.4	18.6	20.5	12.5	16.6	16.8	17.5	17.5	1,287	625
Southeast Anatolia	12.5	17.3	20.6	21.4	13.1	14.2	14.4	15.0	15.0	1,416	588
Turkey	15.2	16.9	20.4	20.5	23.3	26.1	26.4	26.3	26.3	12,795	7,459

¹ Findings obtained from the calibration of sample weight by five-year age group regional population of women gathered from ABPRS 2013.

² Finding obtained from the calibration of sample weight by five-year age group Turkey-wide population of women gathered from ABPRS 2013.

Annex Table A4.6. Comparison of the response rates of interviewed women in the Researches on Domestic Violence against Women in Turkey: Percent distribution of all women aged 15-59 by regions, Turkey 2014

	2008 Survey			2014 Survey		
	Number of selected women	Number of interviewed women	Response rate	Number of selected women	Number of interviewed women	Response rate
Istanbul	1,018	805	79.1	890	692	77.8
West Marmara	1,101	963	87.5	727	634	87.2
Aegean	1,153	989	85.8	706	619	87.7
East Marmara	1,106	947	85.6	831	694	83.5
West Anatolia	1,204	1,069	88.8	603	434	72.0
Mediterranean	1,291	1,151	89.2	748	604	80.7
Central Anatolia	1,169	988	84.5	743	620	83.4
West Black Sea	1,102	919	83.4	840	719	85.6
East Black Sea	1,252	1,046	83.5	694	567	81.7
Northeast Anatolia	1,375	1,215	88.4	758	666	87.9
Central East Anatolia	1,489	1,287	86.4	752	625	83.1
Southeast Anatolia	1,594	1,416	88.8	668	588	88.0
Turkey	14,854	12,795	86.1	8,960	7,462	83.3

Annex Table A4.7. Comparison of the response rates of interviewed women in the Researches on Domestic Violence against Women in Turkey: Percent distribution of all women aged 15-59 by five-year age groups, Turkey 2014

	2008 Survey			2014 Survey		
	Number of selected women	Number of interviewed women	Response rate	Number of selected women	Number of interviewed women	Response rate
15-19	1,596	1,314	82.3	842	664	78.9
20-24	1,756	1,469	83.7	895	705	78.8
25-29	2,228	1,970	88.4	1,168	968	82.9
30-34	2,170	1,954	90.0	1,375	1,174	85.4
35-39	1,989	1,720	86.5	1,160	987	85.1
40-44	1,622	1,381	85.1	1,064	904	85.0
45-49	1,406	1,196	85.1	951	812	85.4
50-54	1,157	976	84.4	852	711	83.5
55-59	930	815	87.6	650	537	82.6
Turkey	1,4854	1,2795	86.1	8,960	7,462	83.3

Annex Table A4.8. Comparison of response rates of interviewed women in the Researches on Domestic Violence against Women in Turkey: Percent distribution of all women aged 15-59 by educational status, Turkey 2014

	2008 Survey			2014 Survey		
	Number of Selected women	Number of interviewed women	Response rate	Number of selected women	Number of interviewed women	Response rate
No education/primary incomplete	3,421	2,912	85.1	1,618	1,367	84.5
Primary school	6,136	5,475	89.2	3,583	3,128	87.3
Secondary school	2,001	1,713	85.6	1,512	1,240	82.0
High school and above	3,255	2,675	82.2	2,235	1,726	77.2
Don't know	0	0	0.0	6	0	0.0
Total¹	14,813	12,775	86.2	8,954	7,461	83.3

¹ May not exactly coincide with the total of Turkey due to missing data in the education variable.



ANNEX B.

ANNEXES OF THE CHAPTERS

Annex B1

Combating Domestic Violence against Women: Institutions and Organizations that Provide Services for the Victims of Violence

Annex B1. Combating domestic violence against women: Institutions and organizations that provide services for the victims of violence

A. MINISTRY OF FAMILY AND SOCIAL POLICIES

▪ Provincial Directorates of the Ministry of Family and Social Policies

Throughout Turkey, provincial directorates and, if any, district directorates affiliated to the Ministry of Family and Social Policies, provide guidance and counseling services for combating violence against women. Direct applications of victims of violence or applications of their immediate social networks are accepted, and they are referred to relevant institutions and organizations by social service experts in the wake of their applications.

▪ Violence Prevention and Monitoring Centers (ŞÖNİM)

As per Article 14 of Law No. 6284 on the Protection of the Family and the Prevention of Violence against Women, it is decreed that Violence Prevention and Monitoring Centers (ŞÖNİM) shall be established. The operation, as well as the services and activities to be performed by these centers are regulated with the related law¹. The idea that the reasons, existence and outcomes of violence could be combated from one source in a multi-directional manner revealed the necessity of establishing ŞÖNİM.

These centers include expert personnel, and female personnel are preferably employed. ŞÖNİMs are centers that aim to provide support and monitoring services for the elimination of violence and for the effective implementation of preventive and protective cautionary decisions. The centers which operate with a one door system on a 24/7 basis, provide effective and rapid service delivery worthy of human dignity and are focused on the economic, psychological, legal and social empowerment of women. The work on the regulation which will determine the operation procedures and principles of the centers continues.

ŞÖNİMs were established in 14 pilot provinces (Ankara, Adana, Antalya, Bursa, Denizli, Diyarbakır, Gaziantep, İstanbul, İzmir, Malatya, Mersin, Samsun, Şanlıurfa, Trabzon). The criteria of province selection included the population density of these provinces, availability of women's guesthouses and First Step Centers, having a high prevalence of domestic violence according to the data and having adequate safety infrastructure. The duties of these centers are to raise

¹ T.C. Aile ve Sosyal Politikalar Bakanlığı Kadının Statüsü Genel Müdürlüğü [T.R. Ministry of Family and Social Policies Directorate General on the Status of Women] (2013). 6284 sayılı Ailenin Korunması ve Kadına Karşı Şiddetin Önlenmesine Dair Kanun [Law No. 6284 on the Protection of the Family and the Prevention of Violence against Women], İstanbul Sözleşmesi [İstanbul Convention] (11.05.2011), 6284 Sayılı Ailenin Korunması ve Kadına Karşı Şiddetin Önlenmesine Dair Kanuna ilişkin uygulama yönetmeliği [Regulation for the Implementation of Law No. 6284 on the Protection of the Family and the Prevention of Violence against Women], Kadın Konukevlerinin Açılması ve İşletilmesi Hakkında Yönetmelik [Regulation on the Opening and Operation of Women's Guesthouses]. Ankara: KSGM.

awareness and provide guidance services for the elimination of violence; to provide support and consultancy services for the victims; to provide rehabilitation for the perpetrators of violence; and to develop measures that will ensure the integration of the victims of violence into society. In ŞÖNİMs, professionals such as psychologists, social service experts, sociologists, child development specialists and health care personnel, as well as administrative staff work for effective service delivery. Furthermore, personnel from relevant institutions and organizations that provide services for combating violence such as police officers, nurses, lawyers and educators also work in ŞÖNİMs as part time/full time personnel and the support needed by the victims is provided from one source with cooperation.

In Articles 15 and 16 of Law No. 6284 on the Protection of the Family and the Prevention of Violence against Women, the services to be provided for the protected individuals and the perpetrators of violence in the ŞÖNİM are given under three titles²:

- 1- Services regarding the prevention of violence and monitoring of cautionary decisions,
- 2- Services regarding the victims of violence,
- 3- Services regarding the perpetrators/potential perpetrators of violence.

Services regarding the prevention of violence and the monitoring of cautionary decisions

As a component of services, a databank is being built by collecting data on the preventive and protective cautionary decisions, preventive imprisonment and on their implementation, and a registry is being made of the cautionary decisions. Furthermore, shelter, temporary financial aid, medical, judicial assistance services and other services provided for the protected individuals are being coordinated. In necessary situations, applications are made for cautionary decisions to be issued and implemented. Programs related to the elimination of violence as per Law No. 6284 are also being prepared and implemented. Other services for the prevention of violence are as follows; to popularize the call center, which was established under the Ministry in compliance with the objectives of this Law, to ensure the monitoring of the applications and to cooperate with non-governmental organizations who strive for the elimination of violence.

Services regarding the victims of violence

The following support services are provided for the victims of violence; shelter, temporary financial aid, guidance and consultancy services, monitoring temporary protection decisions issued in case of a life-threatening situation,

² KOZA-Şiddet Önleme ve İzleme Merkezleri [KOZA Violence Prevention and Monitoring Centers] (2012, December). <<http://www.kadininstatusu.gov.tr/tr/19459/KOZA-SIDDET-ONLEME-VE-IZLEME-MERKEZLERI>> (July 6, 2014).

day-care aid, legal support, medical support, support for employment, scholarships for children and educational support.

Victims of violence can make use of these services through institutions, the applications of third parties or individual applications. These applications are evaluated by professionals in a secure environment and in private meetings. As a result of these evaluations, the individuals who are found to have suitable conditions to be placed in guesthouses and individuals who are identified to be in life-threatening danger are directly placed in guesthouses. In cases where there is no guesthouse/not enough capacity in the guesthouse in the province, or the individuals are found to have unsuitable conditions to directly be placed in guesthouses, an appropriate social service model is determined after referring these individuals to the First Step Centers.

Apart from the medical checkup, all of the services regarding the victims of violence are provided in the centers. The victims of violence are prioritized during the preparation of medical report and treatment processes at health care institutions.

For women who are not in need of shelter, appropriate referrals and consultancy services are provided and the information of these women are documented and recorded on the databank. For women who are identified as having needs other than shelter, applications for protective cautionary decisions are made ex-officio, or upon the request of the protected person, or by the law enforcement officers or the Ministry. If a cautionary decision is not issued, then appeals to the court can be made through the lawyers of ŞÖNİM/Provincial Directorate of the Ministry of Family and Social Policies.

Services regarding the perpetrators/potential perpetrators of violence

The services provided regarding the perpetrators of violence are as follows: preparation of detailed social investigation reports on the perpetrators of violence, preparation of reports on the impacts of the issued cautionary decisions on the individuals upon the request of judges; referral of the perpetrators of violence to training and rehabilitation programs upon the request of a competent authority; ensuring that the perpetrators of violence receive examination or treatment from health institutions and monitoring of these, as well as referral of the perpetrators to self-improvement and vocational courses.

The services for establishing and implementing "Anger Management and Awareness Raising Programs on Violence" continue within the scope of preventive, educational, constructive, guiding and awareness-raising social service activities regarding the perpetrators of violence.

The services provided both for the victims and the perpetrators or potential perpetrators of violence and the services for the prevention of violence and for monitoring the cautionary decisions are operated through the coordination of the psycho-social support, legal support, educational support, medical support and call center support units which are planned to be established within ŞÖNİM.

Along with the personnel of the Ministry of Family and Social Policies, personnel from the Ministry of Health, Ministry of Interior, Ministry of Education and Ministry of Labor, as well as representatives from bar associations, universities and non-governmental organizations also work in these centers.

■ Women's Guesthouses

Women's guesthouses are among the institutional units that combat violence. Women's guesthouses come in the first place among the mechanisms for the protection and support of the victims of violence. The services offered in the women's guesthouses are implemented within the scope of the Regulation on the Opening and Operation of Women's Guesthouses which was published in the Official Gazette No. 28519 dated January 5, 2013 and thus came into force³.

Women's guesthouses are residential social service institutions where women who have been subjected to physical, emotional, sexual, economic and verbal abuse or violence are protected from violence. Furthermore their psycho-social and economic problems are solved and they are empowered. Women and their children, if any, can stay in these institutions for a certain time during this period.

In women's guesthouses, professional examinations are made for evaluating the situations of the women, their dispute with their families and husbands, as well as for solving their problems. Furthermore, these institutions provide support for women in the fields of security, counseling, medical needs, temporary financial aid, day-care, vocational courses, group studies, as well as scholarships, social, artistic and sportive activities for the children. These supports are either provided directly or by referring the women and their children to the relevant institutions. The services for monitoring the women who leave the women's guesthouses are operated by the Provincial Directorate or by ŞÖNİM.

■ First Step Center

First Step Center is where women who have applied to the Provincial Directorates of the Ministry of Family and Social Policies or to ŞÖNİM can stay up to two

³ T.C. Aile ve Sosyal Politikalar Bakanlığı Kadının Statüsü Genel Müdürlüğü [T.R. Ministry of Family and Social Policies Directorate General on the Status of Women] (2013). 6284 sayılı Ailenin Korunması ve Kadına Karşı Şiddetin Önlenmesine Dair Kanun [Law No. 6284 on the Protection of Family and the Prevention of Violence against Women], İstanbul Sözleşmesi [İstanbul Convention] (11.05.2011), 6284 Sayılı Ailenin Korunması ve Kadına Karşı Şiddetin Önlenmesine Dair Kanuna ilişkin uygulama yönetmeliği [Regulation for the Implementation of Law No. 6284 on the Protection of the Family and the Prevention of Violence against Women], Kadın Konukevlerinin Açılması ve İşletilmesi Hakkında Yönetmelik [Regulation on the Opening and Operation of Women's Guesthouses]. Ankara: KSGM.

weeks through temporary admissions. In these centers, women's psycho-social and economic statuses are analyzed by performing preliminary observations. In cases where there are no women's guesthouses in the province/the capacity of the women's guesthouses are inadequate or the conditions of the women are unsuitable for directly placing them in the guesthouses, the victims of violence are admitted to the First Step Centers. According to the results of the preliminary observations performed by professionals, appropriate social service models/services to be provided are determined. First Step Centers are established with the aim of implementing the appropriate social service model by separating the victims of violence from women with socio-economic deprivation, especially in big cities with a high population of women.

■ ALO 183 Family, Women, Children and Disabled Consultancy Hotline

ALO 183 Hotline was put into service by the Ministry of Family and Social Policies Communication Center under the Press and Public Relations Unit in Gaziantep on September 11, 2012. This consultancy hotline is free of charge and operates on a 24/7 basis. Through this hotline, the received calls regarding women, children, disabled and elderly, martyrs' relatives and veterans are evaluated and services are provided for the individuals who called the hotline or to their immediate social networks. Within this context, the victims of violence who called the ALO 183 hotline or their immediate social networks are referred to the relevant institutions and organizations such as law enforcement officers, ŞÖNİM, family consultancy centers and women's guesthouses for psychological, legal and economic support. In cases of emergency situations such as abuse, severe violence, threats and honor killings, the calls made to the hotline are assessed and the rapid response teams in the province and the police or the gendarmerie are contacted.

B. MINISRTY OF JUSTICE

■ Family Courts

Within the scope of the law on "the Establishment of Family Courts, Duties and Proceedings" which was published in the Official Gazette dated January 9, 2003, family courts were established with one judge and at the same level of the Court of First Instance through the approval of the Supreme Council of Judges and Public Prosecutors, by the Ministry of Justice, in every city and district in which the central population is over 100.000⁴. The judges and other social service experts, psychologists and pedagogues appointed to the family courts should, preferably, be married with children, over 30 years of age, and they are expected to have a

⁴ Aile Mahkemelerinin Kuruluş, Görev ve Yargılama Usullerine Dair Kanun [The Law on the Establishment of Family Courts, Duties and Proceedings]. (January 9, 2003). Official Gazette, No. 28489. <<http://www.resmigazete.gov.tr/main.aspx?home=http://www.resmigazete.gov.tr/eskiler/2003/01/20030118.htm&main=http://www.resmigazete.gov.tr/eskiler/2003/01/20030118.htm>> (July 4, 2014).

graduate degree on family law. The duties of the Family Courts are as follows; to warn the spouses about the matters that can damage the unity of the marriage and to reconcile when necessary; to take necessary measures for protecting the economic assets of the family; to issue decisions for placing the individuals into official or private health and social service institutions, when necessary; to render decisions on maintenance for the care and supervision of the children and to take away the children whose somatic and mental developments are in danger or who are abandoned emotionally by their parents and to place them under the care of another family or in relevant official or private institutions and organizations. The primary aim of the Family Courts is to ensure mutual love, respect and tolerance between the spouses and the children and to settle the existing disputes through peaceful means.

First with Law No. 4320 on the Protection of the Family and then with Law No. 6284 on the Protection of the Family and the Prevention of Violence against Women, the Family Courts became one of the most important institutions for the combat with violence against women. For the applications made by individuals or for those referred by other relevant institutions and organizations such as the law enforcement units, chief public prosecutor's offices or the provincial directorates of the Ministry; the judges of the Family Court are the primary authorities for issuing protective and preventive cautionary decisions without seeking evidence or documents regarding the occurrence of violence⁵. The protocol "Project on the Role of the Judiciary in the Prevention of Violence against Women" was signed among the Ministry of Family and Social Policies and the Ministry of Justice in April 2009; and training programs were completed with the participation of 326 Family Court Judges and Public Prosecutors within this protocol.

▪ Chief Public Prosecutor's Office

Within the context of Law No. 4320 on the Protection of the Family, which was in force before Law No. 6284, the Domestic Violence Bureau was initiated as a pilot scheme on 27.06.2011 by the Ankara Chief Public Prosecutor's Office. The aim of the bureau was to overcome the problems regarding implementation that arose from the limited interpretation of the Law for combating domestic violence and violence against women, compared to the international conventions. This specialized bureau was responsible for investigating violence incidents that occur between (i) spouses and children who are living under the same roof or in different places, (ii) other family members (kinship or relatives by marriage) who

⁵ T.C. Aile ve Sosyal Politikalar Bakanlığı Kadının Statüsü Genel Müdürlüğü [T.R. Ministry of Family and Social Policies Directorate General on the Status of Women] (2013). 6284 sayılı Ailenin Korunması Ve Kadına Karşı Şiddetin Önlenmesine Dair Kanun [Law No. 6284 on the Protection of Family and the Prevention of Violence against Women], İstanbul Sözleşmesi [İstanbul Convention] (11.05.2011), 6284 Sayılı Ailenin Korunması ve Kadına Karşı Şiddetin Önlenmesine Dair Kanuna ilişkin uygulama yönetmeliği [Regulation for the Implementation of Law No. 6284 on the Protection of the Family and the Prevention of Violence against Women], Kadın Konukevlerinin Açılması ve İşletilmesi Hakkında Yönetmelik [Regulation on the Opening and Operation of Women's Guesthouses]. Ankara: KSGM.

live under the same roof and have the intention to live together, (iii) individuals living in the same house as spouses, (iv) individuals whose union of marriage or relationships have ended for some reason⁶. In order to spread this pilot scheme throughout the country, Circular No. 18 dated 18.10.2011 of the Supreme Council of Judges and Public Prosecutors decreed the establishment of bureaus specialized in the field of violence against women and domestic violence. As a different implementation of the bureau, the application, investigation and execution prosecutors are working together and statistical data is being kept for all of the procedures carried out in the bureau. In order to implement the cautionary decisions, as soon as possible, the decisions are submitted to the law enforcement officers as soon as they are issued by the Family Courts. During this process, in order to accelerate bureaucracy, law enforcement officers appointed from the police take the cautionary decisions from the bureau in the Courthouse once in the morning and once in the afternoon and convey them to the station. Another different operation procedure of this bureau is processing these documents separately from the other documents in the courthouse. This way, the relevant documents are directly delivered to the domestic violence bureau from the family courts. The public prosecutors working in the bureau personally handle all of the individual applications, investigations requested from the public order departments and the paperwork and take on daily shifts rather than weekly shifts, which is the usual routine in courthouses. The investigation procedures and cautionary decisions are operated by the Chief Public Prosecutor's Office both in physical environments and electronic networks through the National Judiciary Informatics System (UYAP).

▪ Women's Rights Centers of Bar Associations

Women's rights centers established independently within the bar associations, actively monitor the situations that violate women's rights and execute awareness raising activities for the public both in their provinces and throughout the country. Furthermore, these centers provide consultancy services on the impediments encountered by women in the current laws caused by gender inequality and on the legal loopholes to the relevant official institutions and organizations. These centers, which are established within the bar associations in many provinces, also take part in projects in cooperation with the local non-governmental organizations, municipalities, official institutions and organizations and strive to improve the social status of women. Within this context, lawyers volunteering in these centers provide free consultancy and training services for all kinds of problems encountered by women for merely being a woman and they take part in awareness-raising programs. Regarding the field of domestic violence against

⁶ T.C. Ankara Cumhuriyet Başsavcılığı [T.R. Ankara Chief Public Prosecutor's Office], Aile içi Şiddet Suçları Soruşturma Bürosu [Domestic Violence Bureau] (2014). <http://www.abgm.adalet.gov.tr/ppt/matra_son1.pdf> (July, 7, 2014)

women, the bar associations provide legal support for the victims of violence and to their immediate social networks. The Gelincik Project initiated by the Ankara Bar Association in April 2011 is one of the most recent and significant examples of these efforts. The aim of this Project is to ensure that women who have been subjected to physical, sexual or emotional abuse reach the lawyers of the bar associations through the Gelincik hotline (444 43 06), 24/7 and free of charge. The lawyers working at the Gelincik centers are specialized in women's and children's rights and are sensitive toward gender equality. Therefore, these lawyers can adopt an appropriate approach toward the victims of violence⁷. After the first contact with the victims of violence on the telephone, their situations are assessed; and they are brought to the Gelincik Center by car if they do not have the means with which to come to the bar association themselves. After their applications, women are provided with help on a report from the forensic medicine institution, and psychological support is provided. Then, with the consent of the women, Gelincik lawyers voluntarily undertake the responsibility of preparing the petitions for the Chief Public Prosecutor's Office and of following-up the cases submitted to the Family Court. ŞÖNİMs, which were established within the scope of Law No. 6284, and the women's rights centers of bar associations cooperate in order to provide legal support for women.

C. MINISTRY OF INTERIOR

▪ Governor's Office, District Governor's Office

The governor's office and district governor's office play an important role in the combat with domestic violence and violence against women as direct application authorities. As per Law No. 6284, in cases where delay is considered to be risky, administrative chiefs are authorized to issue certain protective cautionary decisions ex-officio or upon a request of the victims of violence or other institutions. In the law, these decisions are identified as follows: to provide shelter for the victims and their children, if any; to provide temporary financial aid, if necessary; to provide temporary protection if there is a life threatening situation; to provide day-care for the victims' children, if necessary and finally, to provide psychological, vocational, legal and social guidance and consultancy services⁸. Additionally, as per the Prime Ministry Circular dated July 4, 2006, the National Action Plan for Combating Violence against Women and the cooperation

⁷ Ankara Barosu [Ankara Bar Association]. (2011). Gelincik Projesi [Gelincik Project]. <<http://www.gelincikprojesi.com/AnaSayfa.aspx>> (2014, Temmuz 08).

⁸ T.C. Aile ve Sosyal Politikalar Bakanlığı Kadının Statüsü Genel Müdürlüğü [T.R. Ministry of Family and Social Policies Directorate General on the Status of Women] (2013). 6284 sayılı Ailenin Korunması ve Kadına Karşı Şiddetin Önlenmesine Dair Kanun [Law No. 6284 on the Protection of Family and the Prevention of Violence against Women], İstanbul Sözleşmesi [Istanbul Convention] (11.05.2011), 6284 Sayılı Ailenin Korunması ve Kadına Karşı Şiddetin Önlenmesine Dair Kanuna ilişkin uygulama yönetmeliği [Regulation for the Implementation of Law No. 6284 on the Protection of the Family and the Prevention of Violence against Women], Kadın Konukevlerinin Açılması ve İşletilmesi Hakkında Yönetmelik [Regulation on the Opening and Operation of Women's Guesthouses]. Ankara: KSGM.

protocol signed between the Ministry of Family and Social Policies and the Ministry of Interior in December, 2011, it was planned to establish local action committees for combating violence against women under the presidency of administrative chiefs in provinces and districts. These committees are comprised of officials of the institutions working in this field such as, officials from the Directorate of National Education, health departments and non-governmental organizations and aim to keep statistical data regarding the combat against violence in many provinces throughout the country and to ensure coordination among the implementations. These committees also prepare action plans specific to the provinces and districts.

▪ National Police

The Division for Combating Domestic Violence against Women became operational under the Department for Public Order on November 3, 2011. This department, which adopted a victim-centered approach as their essential principle, aims to raise the awareness and develop the sensitivity of the personnel working in the institution on violence against women. The department carries out its activities in contact with the Homicide Bureaus under the National Police in provinces and with the Public Order Bureaus in the districts⁹.

After the applications made to the police by the victims of violence either by directly calling the 155 police emergency hotline or by the referrals of other individuals or institutions, the law enforcement officers inform the chief public prosecutor and the statements of the victims and doctor reports are obtained in line with the given instructions. During the applications, the "Domestic Violence and Violence against Women Incident Registration Form" is filled out. After the risk assessment of the conditions of the victims of violence, for cases where delay is considered to be risky, protective cautionary decisions such as providing temporary protection and shelter can be issued ex-officio by the authorized law enforcement chiefs. The additional responsibilities of the law enforcement officers are as follows: to carry out crime scene investigation; to take the statements of the witnesses; to detain the suspects who have allegedly perpetrated the violence, and take their statements; to suspend the perpetrators from the shared residence, if necessary; to deal with the procedures if there is a need to place deed restriction; to report the situation to ŞÖNİM and to refer the case to the prosecutor's office.

Article 35/5 of the Regulation for the Implementation of Law No. 6284, explains how the law enforcement officials should monitor the implementation of the

⁹ Emniyet Genel Müdürlüğü Asayiş Daire Başkanlığı, Aile İçi Şiddetle Mücadele Şube Müdürlüğü Bilgilendirme Kitapçığı. [The Directorate General of Security, Department for Public Order, Division of Combating Domestic Violence against Women Booklet] <<http://www.asayis.pol.tr/SiteAssets/bulten/asayisbulten/aileicisiddet/index.html>> [2014, Temmuz 12]

preventive cautionary decisions issued in regard to the perpetrators of violence. Accordingly, the responsibilities of the law enforcement officers are as follows: to visit the residence of the protected individual at least once a week; to be in contact with the immediate social network of the individual; to ask for information from the neighborhood mukhtar and to carry out examinations around the neighborhood. In case of a violation of cautionary decisions, the police is liable to file an official report and notify the situation to the Chief Public Prosecutor's Office. For these situations, a preventive imprisonment decision is issued for the perpetrator of violence.

Based on the technical surveillance methods stated in Article 12 of the Law on the Protection of the Family and the Prevention of Violence against Women, the Ministry of Interior, Turkish National Police and the Ministry of Family and Social Policies Directorate General on the Status of Women signed the "Protocol on the Use of Electronic Support Technologies for Combating Violence against Women". Within this context, the safety button implementation became operational first in Adana and Bursa provinces. When the victims of violence push the button in case of danger, a verbal alarm that consists of the location of the victims is transmitted to ALO 155 and the closest police teams are directed to the location. The procedures regarding the change of identification, which is deemed suitable by a court order with the informed consent of the victim of violence, are carried out by the National Police Department of Public Order with the authorization of the Ministry of Interior.

Within the scope of the "Training Protocol on the Role of Law Enforcement Officers in the Prevention of Violence against Women and Procedures to be Followed", in-service trainings on domestic violence, gender equality, new legal regulations and on how to approach the victims of violence have already been given to nearly seventy thousand personnel. Most recently, a training was given through digital environment in smart classrooms for the officers working in the Directorate for Police Stations on the Regulation for the Implementation of Law No. 6284 and the implementations of law enforcement officers throughout the country on February 6, 2014. The information given in this training program and in the previous training programs was open for the utilization of the users through POL-NET.

▪ **General Command of Gendarmerie**

The Ministry of Family and Social Policies Directorate General on the Status of Women and the General Command of Gendarmerie signed the "Protocol on Increasing the Institutional Capacity of Services Offered Regarding the Combat against Violence, Collaboration and on Increasing Cooperation" on April 12, 2012. With this protocol, regarding the prevention of violence against women and combat against domestic violence, the Branch of Children and Prevention

of Domestic Violence was established in the General Command of Gendarmerie Headquarters on 16.04.2012. In the Gendarmerie Provincial Commands "Women and Children Bureaus" were established and women and juvenile crimes sergeants were appointed in the provinces, districts and in gendarmerie station commands¹⁰. The victims of violence or their immediate social networks can receive services such as, issuing cautionary decisions for temporary protection, shelter, referral to other institutions and organizations, as well as guidance and consultancy services by applying to gendarmerie stations or calling the ALO 156 Gendarmerie Hotline.

D. MINISTRY OF HEALTH

▪ Health Institutions

In the Ministry of Health and the health institutions affiliated to the Ministry, the efforts for combating violence against women are carried out in cooperation with other official institutions and organizations. Within this context, the main aims are as follows; to integrate the services for the victims of domestic violence into the basic health services; to develop the sensitivity and competence of the healthcare personnel for the diagnosis and treatment process of the victims of domestic violence; to establish registry notification and monitoring mechanisms regarding the victims of violence and to contribute to the awareness-raising activities for the society¹¹. Among the top priority areas are to recognize domestic violence against women as a health problem and to have sensitive personnel that approach the victims of violence through a gender equality awareness perspective, who can offer guidance and consultancy services necessary for providing physical, psychological and social support during the early diagnosis and treatment process of the victims of violence. In order to achieve these aims, in-service trainings on the role of the health personnel for the combat against violence and on the procedures to be executed have been given since 2009. The victims of violence can apply to the health institutions such as primary healthcare centers, family doctors or emergency rooms of hospitals that are closest to them in order to receive treatment and psycho-social support. When the victims of violence are identified as a result of their applications, the healthcare personnel is responsible for taking the violence history of the woman; carrying out medical diagnostics, treatment and follow-up; carrying out risk assessment; developing a security plan; informing the victims of violence and referring them to the protection and support services,

¹⁰ T.C. İçişleri Bakanlığı [T.R. Ministry of Interior], Jandarma Genel Komutanlığı [General Command of Gendarmerie] (JGK), Asayiş Daire Başkanlığı [Department of Public Order], Aile İçi Şiddetle Mücadele ve Çocuk Şube Müdürlüğü [Branch of Children and Prevention of Domestic Violence]. (2014). 2013 yılında meydana gelen aile içi şiddet, kadına yönelik şiddet ve çocuk suçlarının değerlendirilmesi [The evaluation of domestic violence, violence against women and juvenile crimes recorded in 2013]. <http://www.jandarma.gov.tr/asayis/Aile_Cocuk/aile_ici_siddet_2013.pdf> (2014, Temmuz 10).

¹¹ T.C. Başbakanlık, Kadının Statüsü Genel Müdürlüğü [T.R. Prime Ministry General Directorate on the Status of Women]. (2008). Kadına Yönelik Aile İçi Şiddetle Mücadelede Sağlık [Health in relation to Combating Domestic Violence against Women] Hizmetleri.<http://www.kadininstatusu.gov.tr/upload/kadininstatusu.gov.tr/mce/eski_site/Pdf/02%20KYAIS%20Mucadelede%20Saglik%20Hizmetleri.pdf> (2014, July 12).

as well as for keeping a record and making a notice. During this process, the healthcare personnel ensure that the domestic violence registration form is filled in and they notify the hospital police. They also deal with report preparations, risk assessments and with the referrals of the victims of violence to other health institutions when necessary.

E. LOCAL ADMINISTRATIONS

▪ Municipality's Women's Consultancy Centers

In the women's consultancy centers established within the municipalities, the necessary guidance and consultancy services are provided for the victims of violence or for their immediate social networks. These centers provide free psychological, legal and, in necessary situations, medical support for the victims of violence and their children. Some municipalities provide cash and in-kind help from their own budgets for the women who are in need of economic support. In general, municipality's women's consultancy centers work in contact and cooperation with the provincial and district bar associations, police departments, health departments and with ŞÖNİM, if any.

▪ Shelters of the Municipalities

Furthermore, some shelters affiliated to the municipalities provide services for women by accepting the direct applications of women who request shelter. As of the end of 2014, there are 33 operational shelters affiliated to the municipalities. In the women's shelters, which provide services on the basis of confidentiality and security, psychological and social support, financial support, if necessary and consultancy and support services for providing employment are offered for women who have been admitted to the shelters, and for their children, if any. Moreover, the personnel working in these centers refer the victims of violence to official institutions and organizations where they can receive support and they inform the victims about the legislation. Legal support services are also provided for women with the cooperation of the bar associations.

F. NON-GOVERNMENTAL ORGANIZATIONS

▪ Women's Non-Governmental Organizations

In Turkey, the combat against violence within the women's movement became visible after the 1980s through the campaigns organized throughout the country. The number of non-governmental organizations that aim to improve women's social status has increased as of the 1990s. While these non-governmental organizations conducted educational and awareness-raising campaigns regarding the prevention of violence against women, through protests, they also tried to draw attention to the implementations which were against women in the Laws and official legislation in force. In cooperation with local administrations,

official institutions and universities, these institutions provide legal, psychological and shelter support for the women and child victims of violence. As of the end of 2014, there are 3 women's shelters, with the capacity of 36, operated by women's non-governmental organizations.

Annex B2
Annex Tables of Chapter Four

Annex Table 4.1 Economic sector in which women work (by type of residence, region, age and wealth level)

Percentage of the sectors of working women in the 15-59 age group by basic social and demographic characteristics, Turkey 2014

		Sector			Total	Number of working women
		Agriculture	Industry	Service		
Type of residence						
	Urban	7.4	13.0	79.6	100.0	1,375
	Rural	74.4	2.4	23.2	100.0	876
Region						
	Istanbul	0.1	17.9	82.0	100.0	200
	West Marmara	33.4	12.7	53.9	100.0	276
	Aegean	25.3	13.3	61.3	100.0	228
	East Marmara	24.6	21.1	54.3	100.0	209
	West Anatolia	21.3	3.6	75.0	100.0	150
	Mediterranean	26.1	3.1	70.8	100.0	178
	Central Anatolia	33.8	4.4	61.9	100.0	161
	West Black Sea	46.0	4.4	49.6	100.0	258
	East Black Sea	58.7	2.1	39.2	100.0	257
	Northeast Anatolia	48.3	10.4	41.2	100.0	120
	Central East Anatolia	45.1	3.4	51.4	100.0	108
	Southeast Anatolia	30.3	4.7	65.0	100.0	106
Age						
	15-24	21.0	13.4	65.7	100.0	238
	25-34	14.9	11.7	73.4	100.0	695
	35-44	21.8	10.9	67.3	100.0	703
	45-59	45.2	6.0	48.8	100.0	615
Wealth level						
	Low	51.8	9.3	38.9	100.0	880
	Medium	22.4	15.3	62.3	100.0	436
	High	8.5	8.8	82.7	100.0	935
Total		25.2	10.2	64.6	100.0	2,251

Annex Table 4.2 Economic sector in which women work (by education, marital status and number of children)

Percentage of the sectors of working women in the 15-59 age group by basic social and demographic characteristics, Turkey 2014

	Sector				Number of working women
	Agriculture	Industry	Service	Total	
Education					
No education/primary incomplete	54.2	6.6	39.2	100.0	299
Primary school	37.5	14.5	48.0	100.0	975
Secondary school	23.9	17.7	58.4	100.0	277
High school	6.3	7.8	85.9	100.0	322
Undergraduate and graduate	0.6	1.3	98.1	100.0	377
Marital status					
Never married	15.3	8.5	76.2	100.0	292
Currently married	28.0	10.5	61.5	100.0	1,775
Widowed	(34.9)	(1.1)	(63.9)	100.0	48
Divorced/separated	9.4	12.9	77.7	100.0	136
Number of children					
0	14.2	10.2	75.7	100.0	458
1-2	20.5	10.8	68.6	100.0	1,126
3-4	39.7	10.7	49.6	100.0	536
5+	65.0	1.1	33.9	100.0	130
Total	25.2	10.2	64.6	100.0	2,251

Note: The number of observations for the percentages in parenthesis is between 25-49.

Annex Table 4.3 Working women by public/private sector (by type of residence, region, age and wealth level)

Percentage of women in the 15-59 age group working in public and private sectors by social and demographic characteristics, Turkey 2014

	Public/private sector			Total	Number of working women
	Public	Private			
Type of residence					
	Urban	19.6	80.4	100.0	1,375
	Rural	4.2	95.8	100.0	876
Region					
	İstanbul	14.7	85.3	100.0	200
	West Marmara	9.1	90.9	100.0	276
	Aegean	15.8	84.2	100.0	228
	East Marmara	11.8	88.2	100.0	209
	West Anatolia	20.3	79.7	100.0	150
	Mediterranean	20.1	79.9	100.0	178
	Central Anatolia	16.3	83.7	100.0	161
	West Black Sea	14.7	85.3	100.0	258
	East Black Sea	8.7	91.3	100.0	257
	Northeast Anatolia	9.5	90.5	100.0	120
	Central East Anatolia	16.7	83.3	100.0	108
	Southeast Anatolia	19.8	80.2	100.0	106
Age					
	15-24	11.0	89.0	100.0	238
	25-34	19.3	80.7	100.0	695
	35-44	18.2	81.8	100.0	703
	45-59	9.2	90.8	100.0	615
Wealth level					
	Low	3.7	96.3	100.0	880
	Medium	6.9	93.1	100.0	436
	High	26.9	73.1	100.0	935
Total		15.5	84.5	100.0	2,251

Annex Table 4.4 Working women by public/private sector work (education, marital status and number of children)

Percentage of women in the 15-59 age group working in public and private sectors by social and demographic characteristics, Turkey 2014

	Public/private sector			Number of working women
	Public	Private	Total	
Education				
No education/primary incomplete	0.2	99.8	100.0	299
Primary school	1.3	98.7	100.0	975
Secondary school	5.9	94.1	100.0	277
High school	13.2	86.8	100.0	322
Undergraduate and graduate	59.3	40.7	100.0	377
Marital status				
Never married	22.8	77.2	100.0	292
Currently married	14.2	85.8	100.0	1,775
Widowed	(6.1)	(93.9)	100.0	48
Divorced/separated	19.6	80.4	100.0	136
Number of Children				
0	24.1	75.9	100.0	458
1-2	17.4	82.6	100.0	1,126
3-4	5.3	94.7	100.0	536
5+	0.5	99.5	100.0	130
Total	15.5	84.5	100.0	2,251

Note: The number of observations for the percentages in parenthesis is between 25-49.

Annex Table 4.5 Occupational status of women (by type of residence, region and wealth level)
 Percentage distribution of the occupational statuses of working women aged 15-59 by basic social and demographic characteristics, Turkey 2014

	Occupational status								Number of working women	
	Employer*	Waged worker (regular)**	Salaried public officer***	Daily waged (seasonal, temporary)	Self-employed (regular)	Self-employed (irregular)	Unpaid family worker	Other		Total
Type of residence										
Urban	2.3	39.9	17.3	7.2	6.3	19.3	7.3	0.4	100.0	1,375
Rural	0.1	7.9	2.6	12.4	13.0	12.2	51.1	0.6	100.0	876
Region										
Istanbul	3.3	54.4	11.4	3.3	4.0	19.2	4.4	0.0	100.0	200
West Marmara	1.5	26.5	7.5	9.6	10.6	18.4	25.4	0.4	100.0	276
Aegean	1.4	33.6	16.0	11.6	10.4	12.5	14.1	0.4	100.0	228
East Marmara	1.4	34.6	10.8	8.2	9.5	22.9	12.1	0.5	100.0	209
West Anatolia	3.6	26.1	17.4	8.5	4.5	23.3	15.9	0.7	100.0	150
Mediterranean	1.2	29.5	15.6	13.9	10.3	11.1	17.8	0.6	100.0	178
Central Anatolia	0.0	23.2	16.3	11.7	5.5	18.5	24.9	0.0	100.0	161
West Black Sea	0.0	14.7	12.7	7.3	7.5	17.6	38.7	1.6	100.0	258
East Black Sea	0.0	17.3	7.1	5.0	9.2	8.3	53.2	0.0	100.0	257
Northeast Anatolia	0.8	5.5	7.1	8.9	20.3	31.1	24.7	1.6	100.0	120
Central East Anatolia	0.0	8.7	17.6	2.7	12.7	16.8	41.4	0.0	100.0	108
Southeast Anatolia	0.9	19.8	15.1	12.2	9.4	18.8	22.8	1.0	100.0	106
Wealth level										
Low	0.9	16.4	1.7	14.8	10.2	22.4	33.0	0.5	100.0	880
Medium	0.6	36.3	4.4	9.3	8.0	21.5	19.5	0.4	100.0	436
High	2.7	39.5	24.8	4.1	6.8	12.4	9.3	0.5	100.0	935
Total	1.7	31.4	13.4	8.6	8.1	17.4	19.0	0.5	100.0	2,251

* The ones who employ at least one person with salary or per diem in their own workplace

** The ones who regularly work for other individuals or in other institutions and who are not public officers

*** The ones who are public officers working for other individuals or in other institutions and who are Retirement Fund beneficiaries.

Annex Table 4.6 Occupational status of women (by age, education, marital status and number of children)
Percentage distribution of occupational statuses of working women aged 15-59 by basic social and demographic characteristics, Turkey 2014

	Employer*	Occupational Status						Number of Women		
		Paid worker (regular)**	Salaried public officer***	Daily waged (seasonal, temporary)	Self-employed (regular)	Self-employed (irregular)	Unpaid family worker		Other	Total
Age										
15-24	1.1	47.8	6.5	8.6	3.5	14.9	16.2	1.4	100.0	238
25-34	0.7	40.0	16.2	8.3	4.5	17.3	12.4	0.6	100.0	695
35-44	2.0	28.1	16.2	6.4	8.8	20.5	17.8	0.2	100.0	703
45-59	2.9	17.0	8.9	11.6	14.2	14.7	30.4	0.3	100.0	615
Education										
No education/primary incomplete	0.7	10.0	0.0	15.4	12.4	24.9	36.1	0.5	100.0	299
Primary school	1.7	23.4	0.3	11.9	10.9	24.4	27.2	0.2	100.0	975
Secondary school	0.7	42.2	1.9	12.3	6.4	17.9	17.9	0.7	100.0	277
High school	3.2	55.4	9.8	2.9	5.7	14.7	7.5	0.9	100.0	322
Undergraduate and graduate	1.8	33.5	56.0	0.4	3.3	1.4	2.9	0.7	100.0	377
Marital Status										
Never married	1.7	48.5	18.7	8.3	3.0	6.8	11.9	1.1	100.0	292
Currently married	1.8	27.1	12.3	9.0	9.2	19.2	21.2	0.2	100.0	1,775
Widowed	(1.1)	(16.6)	(6.1)	(9.4)	(17.9)	(28.0)	(20.9)	(0.0)	100.0	48
Divorced/separated	0.4	52.2	17.0	3.7	3.2	15.2	6.2	2.2	100.0	136
Number of Children										
0	1.5	47.2	20.8	6.8	3.3	8.1	11.3	1.1	100.0	458
1-2	1.9	32.1	15.4	8.2	8.1	18.0	15.9	.4	100.0	1,126
3-4	1.8	19.3	3.4	10.0	12.6	25.3	27.5	0.0	100.0	536
5+	0.0	3.7	.5	13.8	10.4	18.8	51.6	1.2	100.0	130
Total	1.7	31.4	13.4	8.6	8.1	17.4	19.0	0.5	100.0	2,251

* The ones who employ at least one person with salary or per diem in their own workplace

** The ones who regularly work for other individuals or in other institutions and who are not public officers

*** The ones who are public officers working for other individuals or in other institutions and who are Retirement Fund beneficiaries.

Annex Table 4.7 Social security of women (by type of residence, region, age and wealth level)

Percentage of social security coverage of working women aged 15-59 by basic social and demographic characteristics, Turkey 2014

	Social Security						Number of working women
	No social security	Social Security Institution	Agriculture	Private	Other	Total	
Type of residence							
Urban	40.5	59.0	0.4	0.1	0.0	100.0	1,375
Rural	81.8	17.3	0.0	0.8	0.0	100.0	876
Region							
Istanbul	37.5	62.0	0.5	0.0	0.0	100.0	200
West Marmara	56.5	42.8	0.0	0.7	0.0	100.0	276
Aegean	49.0	51.0	0.0	0.0	0.0	100.0	228
East Marmara	49.0	49.0	0.5	1.5	0.0	100.0	209
West Anatolia	42.2	57.0	0.7	0.0	0.0	100.0	150
Mediterranean	50.3	49.1	0.6	0.0	0.0	100.0	178
Central Anatolia	52.7	47.3	0.0	0.0	0.0	100.0	161
West Black Sea	70.4	29.2	0.0	0.0	0.4	100.0	258
East Black Sea	74.3	23.7	0.0	2.0	0.0	100.0	257
Northeast Anatolia	72.7	27.3	0.0	0.0	0.0	100.0	120
Central East Anatolia	68.3	31.7	0.0	0.0	0.0	100.0	108
Southeast Anatolia	65.1	34.9	0.0	0.0	0.0	100.0	106
Age							
15-24	52.4	47.6	0.0	0.0	0.0	100.0	238
25-34	39.8	59.3	0.8	0.1	0.0	100.0	695
35-44	50.9	48.7	0.0	0.3	0.1	100.0	703
45-59	67.2	31.9	0.2	0.7	0.0	100.0	615
Wealth level							
Low	75.2	24.2	0.0	0.6	0.0	100.0	880
Medium	59.9	39.8	0.0	0.2	0.2	100.0	436
High	32.2	67.1	0.6	0.1	0.0	100.0	935
Total	51.4	47.9	0.3	0.3	0.0	100.0	2,251

Annex Table 4.8 Social security of women (by education, marital status and number of children)

Percentage of social security coverage of working women aged 15-59 by education, marital status and number of children, Turkey 2014

	Social Security					Total	Number of working women
	No social security	Social Security Institution	Agriculture	Private	Other		
Education							
No education/primary incomplete	81.6	18.2	0.0	0.2	0.0	100.0	299
Primary school	72.0	27.5	0.0	0.5	0.0	100.0	975
Secondary school	51.9	47.8	0.0	0.3	0.0	100.0	277
High school	36.2	63.2	0.3	0.1	0.2	100.0	322
Undergraduate and graduate	5.9	92.8	1.3	0.0	0.0	100.0	377
Marital Status							
Never married	34.3	65.6	0.0	0.1	0.0	100.0	292
Currently married	55.4	43.8	0.4	0.3	0.0	100.0	1,775
Widowed	(66.2)	(33.8)	(0.0)	(0.0)	(0.0)	100.0	48
Divorced/separated	34.8	64.9	0.0	0.3	0.0	100.0	136
Number of children							
0	32.3	67.6	0.2	0.0	0.0	100.0	458
1-2	48.0	51.1	0.3	0.6	0.0	100.0	1,126
3-4	71.3	28.3	0.3	0.0	0.1	100.0	536
5+	91.7	7.9	0.4	0.0	0.0	100.0	130
Total	51.4	47.9	0.3	0.3	0.0	100.0	2,251

Note: The number of observations for the percentages in parenthesis is between 25-49.

Annex Table 4.9 Health insurance of women (by type of residence, region, age and wealth level)

Percentage of health insurances of all women aged 15-59 by social and demographic characteristics, Turkey 2014

	Health Insurance					Total	Number of women
	No health insurance	Social Security Institution	Private	General Health Insurance	Other		
Type of residence							
Urban	9.1	82.9	0.8	1.8	5.3	100.0	5,073
Rural	17.5	62.7	0.3	4.3	15.2	100.0	2,389
Region							
Istanbul	12.0	82.8	1.2	0.5	3.5	100.0	692
West Marmara	12.8	78.5	0.5	2.1	6.2	100.0	634
Aegean	10.2	85.2	0.7	1.7	2.1	100.0	619
East Marmara	7.9	88.3	1.0	.6	2.3	100.0	694
West Anatolia	9.0	84.2	0.7	2.0	4.1	100.0	434
Mediterranean	10.0	81.9	0.5	3.1	4.5	100.0	604
Central Anatolia	10.2	79.3	0.0	1.0	9.5	100.0	620
West Black Sea	10.1	80.0	0.4	4.9	4.6	100.0	719
East Black Sea	8.4	80.7	2.2	7.0	1.7	100.0	567
Northeast Anatolia	18.7	51.0	0.1	5.4	24.7	100.0	666
Central East Anatolia	17.3	57.5	0.5	5.3	19.4	100.0	625
Southeast Anatolia	12.2	55.3	0.0	4.1	28.4	100.0	588
Age							
15-24	14.1	73.7	0.6	3.2	8.3	100.0	1,369
25-34	10.3	77.6	0.8	2.6	8.8	100.0	2,142
35-44	10.4	78.8	0.7	1.9	8.1	100.0	1,891
45-59	10.3	81.9	0.7	2.1	5.0	100.0	2,060
Wealth level							
Low	18.1	60.2	0.4	4.7	16.6	100.0	3,218
Medium	10.8	83.0	0.2	1.7	4.3	100.0	1,509
High	5.0	91.9	1.2	0.8	1.1	100.0	2,735
Total	11.0	78.4	0.7	2.4	7.5	100.0	7,462

Annex Table 4.10 Health insurance of women (by education, marital status and number of children)

Percentage of health insurances of all women aged 15-59 by education, marital status and number of children, Turkey 2014

	Health Insurance					Total	Number of Women
	No health insurance	Social Security Institution	Private	General Health Insurance	Other		
Education							
No education/primary incomplete	17.2	57.1	0.3	4.4	21.1	100.0	1,348
Primary school	11.8	79.0	0.3	2.5	6.4	100.0	3,147
Secondary school	10.7	80.2	0.8	1.9	6.5	100.0	1,239
High school	7.7	87.6	1.1	1.8	1.8	100.0	1,117
Undergraduate and graduate	3.4	92.8	2.3	0.8	0.7	100.0	608
Marital Status							
Never married	10.7	77.6	0.7	3.2	7.8	100.0	1,175
Currently married	11.2	78.4	0.7	2.2	7.4	100.0	5,828
Widowed	6.2	84.9	0.6	1.3	7.0	100.0	198
Divorced/separated	10.6	76.3	0.2	4.4	8.6	100.0	261
Number of children							
0	11.1	78.4	0.7	2.6	7.3	100.0	1,610
1-2	9.3	83.0	1.0	1.9	4.8	100.0	3,492
3-4	12.5	75.4	0.4	2.3	9.3	100.0	1,889
5+	17.3	56.0	0.1	5.5	21.2	100.0	470
Total	11.0	78.4	0.7	2.4	7.5	100.0	7,462

Annex B3
Annex Tables and Figures of Chapter Five

Annex Table 5.1 Acts of physical violence and their frequencies-1

Percentage of acts of physical violence that women* have experienced by their husbands or intimate partners and their frequencies** by social and demographic characteristics, Turkey 2014

Background characteristics	Slapped her or threw something at her				Pushed or shoved her				Hit her with his punch				Number of ever-married women			
	Percentage	Frequency	Percentage	Frequency	Percentage	Frequency	Percentage	Frequency	Percentage	Frequency	Percentage	Frequency				
	Life time	Last 12 months	Once- twice	Many times	Life time	Last 12 months	Once- twice	Many times	Life time	Last 12 months	Once- twice	Many times				
Type of residence																
Urban	32.5	7.0	37.3	25.8	36.9	18.9	5.4	31.5	31.6	36.9	12.5	3.5	25.0	49.1	4,290	
Rural	35.8	6.4	39.4	31.2	29.4	16.4	4.4	34.1	24.2	41.7	13.6	3.2	36.7	43.8	1,997	
Region																
Istanbul	33.5	6.3	37.1	17.1	45.7	21.4	5.4	26.7	30.0	43.3	12.2	3.1	11.8	23.5	583	
West Marmara	27.6	7.7	35.4	34.9	29.7	16.8	6.0	24.6	48.1	27.3	12.1	4.2	30.9	39.4	29.7	559
Aegean	33.9	7.0	30.0	29.9	40.1	19.8	5.2	31.5	24.1	44.3	14.5	3.8	30.7	12.9	538	
East Marmara	28.4	3.9	34.4	27.0	38.6	12.9	3.4	25.1	19.9	55.1	9.1	2.7	31.6	18.2	612	
West Anatolia	39.6	8.8	31.1	33.8	35.1	24.0	6.7	32.8	37.8	29.4	17.0	3.5	4.6	47.7	377	
Mediterranean	33.6	7.1	43.1	32.3	24.6	17.8	6.2	39.5	36.6	23.9	10.8	2.7	35.9	22.5	529	
Central Anatolia	40.9	9.2	49.0	24.6	26.3	21.2	5.8	43.9	30.0	26.1	16.8	4.4	43.5	30.8	531	
West Black Sea	32.8	7.4	41.6	22.1	36.3	16.2	4.7	34.4	27.5	38.1	12.0	4.1	43.3	19.2	607	
East Black Sea	24.6	5.6	42.8	31.1	26.2	12.6	3.6	42.6	23.7	33.7	9.6	2.9	14.4	35.0	50.6	480
Northeast Anatolia	35.4	7.0	37.0	26.5	36.5	16.7	5.0	25.8	29.8	44.5	15.0	5.0	14.9	37.4	47.7	540
Central East Anatolia	30.7	6.8	42.8	20.8	36.4	13.7	3.9	31.7	15.4	53.0	12.4	3.1	27.7	12.7	47.1	460
Southeast Anatolia	32.5	7.1	40.7	28.1	31.2	15.4	4.1	31.6	21.0	47.4	12.8	4.1	47.4	15.8	460	
Age																
15-24	22.1	13.1	47.8	35.6	16.6	13.0	9.5	49.6	26.2	24.2	7.0	4.5	54.6	18.6	477	
25-34	29.4	8.3	35.3	34.4	30.2	17.6	6.6	34.7	36.2	29.1	9.7	4.5	26.0	32.5	1,981	
35-44	34.3	6.7	39.5	18.7	41.8	20.0	5.0	28.0	21.5	50.5	13.5	3.4	20.3	18.2	61.4	1,815
45-59	39.1	4.0	32.2	16.3	51.5	18.9	2.8	17.5	32.8	49.7	16.6	2.1	26.9	19.2	538	
Education																
No education/primary incomplete	39.8	7.1	32.9	23.7	43.4	18.2	4.4	23.1	19.2	57.7	17.3	4.4	31.1	12.4	56.6	1,284
Primary school	38.0	6.8	39.2	24.7	36.1	20.1	4.8	26.3	31.9	41.8	14.3	3.1	22.8	25.3	51.9	3,010
Secondary school	31.7	10.2	39.6	37.3	23.1	18.7	7.8	42.4	32.9	24.6	10.6	5.0	33.4	35.2	31.4	737
High school	21.2	4.7	43.4	13.1	43.5	14.7	5.5	40.4	29.7	29.9	7.2%	2.3	24.7	17.9	57.4	818
Undergraduate and graduate	16.3	5.1	28.1	47.2	24.8	15.0	4.1	42.5	40.9	16.6	7.0%	2.7	32.0	44.3	23.8	436
Marital status***																
Currently married	31.2	6.5	40.2	25.2	34.6	16.2	4.9	33.5	28.9	37.6	10.8	3.1	28.9	24.4	48.8	5,828
Widowed/separated	43.1	0.9	0.0	22.3	77.7	28.1	0.9	0.0	22.3	77.7	22.5	0.9	0.0	22.3	77.7	198
Divorced/separated	70.7	18.0	19.4	40.7	39.9	59.8	14.9	22.8	40.1	37.1	48.7	12.2	20.5	25.9	53.6	261
Early marriage																
Married before the age of 18	45.8	8.6	32.0	28.0	39.9	24.0	5.9	26.4	33.4	51.1	20.1	4.8	29.2	18.8	52.0	17.45
Married after the age of 18	28.8	6.3	40.5	26.4	33.1	16.4	4.9	34.4	22.5	32.2	10.1	3.0	26.3	27.9	45.7	4542
Wealth level																
Low	39.8	9.0	28.5	25.9	45.6	20.8	6.6	26.3	24.1	49.6	16.9	5.1	23.2	20.8	56.0	2,735
Medium	35.8	7.3	39.1	31.7	29.1	17.8	5.0	19.8	46.0	34.3	12.9	3.4	32.8	29.3	38.0	1,273
High	26.2	4.8	52.0	25.0	23.0	16.4	4.0	48.1	29.4	22.6	9.0	2.0	32.4	29.4	38.2	2,279
Turkey	33.3	6.9	37.7	26.9	35.4	18.4	5.2	32.0	30.2	37.8	12.7	3.4	27.4	24.6	48.0	6,287

*Calculations are based on ever-married women. ** The frequency of physical violence is given only for the last 12 months.

*** Since the calculations are made for ever-married women, there is no category for never-married women.

Annex Table 5.1 Acts of physical violence and their frequencies (continued)

Percentage of acts of physical violence that the women* have experienced by their husbands or intimate partners and their frequencies** by social and demographic characteristics, Turkey 2014

Background characteristics	Kicked, dragged her or beat her up					Choked or burned her					Threatened to use or actually used a gun, knife or other weapons against her					Number of ever-married women	
	Life time	Last 12 months	Once/twice	Few times	Many times	Life time	Last 12 months	Once/twice	Few times	Many times	Life time	Last 12 months	Once/twice	Few times	Many times		
Type of residence																	
Urban	10.2	2.7	26.2	21.2	52.6	6.0	2.1	34.4	19.3	46.3	3.3	0.8	35.6	17.3	47.1	4.290	
Rural	11.1	2.5	28.6	19.8	51.6	4.8	1.4	31.0	25.1	43.9	2.6	0.7	67.4	3.0	29.7	1,997	
Region																	
Istanbul	10.6	2.9	18.7	18.8	62.5	6.8	2.4	22.9	15.2	61.9	2.4	0.5	39.4	0.0	100.0	559	
West Marmara	10.1	2.3	14.9	31.0	54.0	4.3	1.5	12.7	61.9	25.4	3.2	0.9	39.4	0.0	60.6	538	
Aegean	11.1	2.8	7.1	23.0	70.0	5.2	1.9	10.3	27.0	62.7	4.8	1.7	41.7	20.8	37.5	612	
East Marmara	8.0	1.7	31.1	18.9	50.0	6.1	1.5	44.2	11.6	44.2	3.2	0.5	32.3	33.9	37.7	377	
West Anatolia	12.4	1.6	28.4	0.0	71.6	8.1	2.4	53.4	11.7	35.0	4.6	0.6	0.0	50.0	50.0	529	
Mediterranean	10.4	3.6	51.6	22.7	25.7	5.6	2.8	54.5	20.0	25.5	3.5	1.1	100.0	0.0	0.0	531	
Central Anatolia	11.6	2.2	50.4	25.2	24.4	5.3	0.9	19.6	20.6	59.8	3.2	0.2	0.0	0.0	100.0	607	
West Black Sea	9.1	2.6	24.6	30.3	45.1	4.6	1.9	45.9	26.5	27.6	2.5	1.2	56.6	13.6	29.8	480	
East Black Sea	8.3	3.1	34.6	47.1	18.2	3.3	0.6	100.0	0.0	0.0	2.9	0.2	100.0	0.0	0.0	540	
Northeast Anatolia	11.9	3.9	5.1	29.0	65.9	5.7	2.4	7.5	46.2	46.3	2.8	0.9	60.5	20.1	19.4	471	
Central East Anatolia	11.4	3.1	33.4	13.9	52.7	4.0	1.5	16.1	27.2	56.8	3.0	0.8	0.0	23.9	76.1	460	
Southeast Anatolia	9.3	2.2	20.0	10.0	70.0	4.8	1.5	28.6	14.3	57.2	1.3	0.2	0.0	0.0	100.0	559	
Age																	
15-24	4.4	2.7	36.0	27.2	36.9	5.3	2.9	54.2	24.3	21.5	1.6	0.4	53.6	46.4	0.0	477	
25-34	8.4	3.6	25.9	29.7	44.3	5.9	2.8	37.5	24.3	38.2	3.1	1.3	36.2	23.2	40.6	1,981	
35-44	12.2	2.9	28.9	13.4	57.8	6.7	2.0	18.6	21.6	59.7	4.0	0.9	50.2	0.0	49.8	1,815	
45-59	12.2	1.3	19.8	7.8	72.4	4.8	0.9	36.7	1.6	61.7	2.8	0.2	40.5	0.0	59.5	2,014	
Education																	
No education/primary incomplete	12.8	3.1	17.8	9.1	73.2	5.4	1.7	15.9	14.8	69.3	2.5	0.5	25.2	0.0	74.8	1,284	
Primary school	11.6	2.4	25.5	21.4	53.2	5.7	1.8	32.4	22.9	44.8	3.4	0.8	31.4	13.7	55.0	3,010	
Secondary school	9.9	3.7	29.6	35.4	35.0	7.8	3.0	50.1	17.6	32.2	4.5	1.6	59.2	7.5	33.3	737	
High school	6.8	2.4	32.8	16.8	50.4	5.8	2.4	33.0	24.9	42.1	1.9	0.6	54.9	34.8	10.3	818	
Undergraduate and graduate	5.2	1.9	45.0	27.6	27.4	3.7	1.3	41.5	7.9	50.6	3.5	0.5	60.2	39.8	0.0	436	
Marital status***																	
Currently married	8.3	2.3	28.4	19.0	52.6	4.4	1.7	30.5	19.1	50.4	2.0	0.5	47.6	6.5	45.9	5,828	
Widowed	19.0	0.9	0.0	22.3	77.7	7.3	0.7	0.0	0.0	100.0	4.6	0.0	0.0	0.0	0.0	198	
Divorced/separated	48.8	10.5	19.9	30.3	49.8	35.1	10.3	47.3	25.2	27.5	27.9	6.7	31.9	28.7	39.5	261	
Early marriage																	
Married before the age of 18	15.3	3.6	20.0	23.1	56.9	7.6	2.4	31.0	14.9	54.1	4.2	1.1	41.8	4.9	53.3	1,745	
Married after the age of 18	8.6	2.3	30.4	19.7	49.8	5.1	1.8	35.2	22.7	42.2	2.8	0.7	42.0	20.3	37.7	4,542	
Wealth level																	
Low	13.5	4.1	18.2	22.4	59.4	6.9	2.9	23.8	21.9	54.4	3.5	1.1	35.1	18.2	46.7	2,735	
Medium	10.1	2.4	19.1	25.6	55.4	5.6	1.6	36.8	24.2	39.0	3.2	0.9	36.2	13.6	50.2	1,273	
High	7.7	1.5	52.5	14.0	33.5	4.8	1.4	51.1	14.7	34.2	2.8	0.5	59.7	8.3	32.1	2,279	
Turkey	10.4	2.6	26.7	20.9	52.4	5.7	2.0	33.9	20.2	45.9	3.2	0.8	70.8	14.5	43.6	6,287	

* Calculations are based on ever-married women. ** The frequency of physical violence is given only for the last 12 months.

*** Since the calculations are made for ever-married women, there is no category for never-married women.

Annex Table 5.2 Acts of sexual violence

Percentage of women* who have been subjected to different acts of sexual violence by their husbands or intimate partners by social and demographic characteristics, Turkey 2014

	Forced sexual intercourse		Having sexual intercourse when she did not want to because she was afraid		Being forced to do something sexual that she found degrading or humiliating		Number of ever-married women
	Life time	Last 12 months	Life time	Last 12 months	Life time	Last 12 months	
Type of residence							
Urban	7.4	2.6	9.0	4.1	3.6	1.5	4,290
Rural	7.3	3.0	8.5	4.2	2.4	1.2	1,997
Region							
Istanbul	7.9	2.7	9.7	4.2	4.0	1.5	583
West Marmara	6.8	1.6	9.3	3.5	2.9	0.9	559
Aegean	6.3	2.8	9.2	4.2	4.0	1.8	538
East Marmara	5.9	1.6	8.1	3.3	3.5	1.1	612
West Anatolia	12.1	3.9	10.9	3.9	4.7	1.7	377
Mediterranean	6.9	3.2	7.6	3.4	2.3	0.7	529
Central Anatolia	6.5	2.0	6.4	2.3	1.7	0.2	531
West Black Sea	6.6	2.1	6.2	2.8	2.9	2.2	607
East Black Sea	6.2	3.1	7.2	4.8	4.0	2.6	480
Northeast Anatolia	8.1	4.5	12.5	6.3	2.9	2.0	540
Central East Anatolia	5.7	2.1	8.8	4.6	2.7	1.4	471
Southeast Anatolia	6.9	2.4	9.7	7.1	1.9	1.5	460
Age							
15-24	5.9	3.5	6.7	4.0	2.3	1.2	477
25-34	6.1	3.1	7.4	4.7	2.8	1.7	1,981
35-44	7.3	2.6	8.9	4.0	3.7	1.3	1,815
45-59	9.1	2.0	11.0	3.6	3.7	1.3	2,014
Education							
No education/primary incomplete	9.1	3.5	10.9	5.4	3.8	1.4	1,284
Primary school	8.3	3.1	9.6	4.2	3.3	1.6	3,010
Secondary school	7.3	2.3	8.8	4.4	3.5	0.8	737
High school	5.5	1.6	6.6	3.2	3.2	1.6	818
Undergraduate and graduate	1.3	0.9	4.5	1.9	2.0	0.8	436
Marital status**							
Currently married	6.2	2.6	7.7	4.0	2.4	1.2	5,828
Widowed	9.7	0.0	11.2	1.0	3.3	0.0	198
Divorced/separated	30.3	6.9	33.0	8.5	23.1	6.3	261
Early marriage							
Married before the age of 18	13.0	4.0	14.3	5.9	4.9	1.7	1,745
Married after the age of 18	5.3	2.0	7.0	3.5	2.7	1.3	4,542
Occupational status							
Works in a paid job	7.8	2.7	9.8	4.2	3.9	1.8	1,959
Does not work in a paid job	7.2	2.7	8.5	4.1	3.0	1.3	4,325
Wealth level							
Low	9.5	4.3	9.5	5.0	4.2	2.2	2,735
Medium	8.6	2.8	11.2	4.8	3.0	1.1	1,273
High	4.8	1.2	7.3	3.0	2.7	0.9	2,279
Turkey	7.4	2.7	8.9	4.1	3.3	1.4	6,287

*Calculations are based on ever-married women.

** Since the calculations are made for ever-married women, there is no category for never-married women.

Annex Table 5.3 Forms of violence: overlap of physical and sexual violence					
Percentage of women* who have experienced violence by their husbands or intimate partners according to basic social and demographic characteristics by forms of violence, Turkey 2014					
Background characteristics		Only physical violence	Only sexual violence	Physical and/or sexual violence	Number of ever-married women who have experienced physical and/or sexual violence
Type of residence					
	Urban	67.4	5.6	27.0	1,549
	Rural	69.6	3.9	26.6	771
Region					
	Istanbul	66.0	4.9	29.1	224
	West Marmara	62.6	4.6	32.7	174
	Aegean	68.6	3.4	27.9	210
	East Marmara	67.2	6.2	26.6	198
	West Anatolia	66.5	5.7	27.8	169
	Mediterranean	69.0	4.5	26.4	204
	Central Anatolia	77.6	3.8	18.5	237
	West Black Sea	71.8	2.3	25.9	215
	East Black Sea	65.7	7.4	26.9	140
	Northeast Anatolia	60.4	5.8	33.7	221
	Central East Anatolia	68.9	8.0	23.1	163
	Southeast Anatolia	68.0	9.1	22.9	165
Age					
	15-24	66.2	9.7	24.1	135
	25-34	69.2	4.8	26.0	663
	35-44	69.1	3.7	27.2	683
	45-59	66.0	6.1	27.9	839
Education					
	No education/primary incomplete	66.6	4.3	29.1	559
	Primary school	69.0	4.6	26.4	1,188
	Secondary school	65.3	6.4	28.3	274
	High school	66.3	7.8	25.9	214
	Undergraduate and graduate	72.3	7.0	20.7	84
Marital status**					
	Currently married	70.6	5.6	23.8	2,037
	Widowed	64.2	3.0	32.8	88
	Divorced/separated	41.1	1.8	57.1	195
Early marriage					
	Married before the age of 18	62.1	5.0	32.9	846
	Married after the age of 18	71.0	5.3	23.7	1,474
Wealth level					
	Low	67.5	4.6	27.9	1,151
	Medium	66.6	5.2	28.2	499
	High	69.1	6.0	24.9	670
Turkey		67.9	5.2	26.9	2,320

*Calculations are based on ever-married women.

** Since the calculations are made for ever-married women, there is no category for never-married women.

Annex Table 5.4 Prevalence of physical and/or sexual violence by relationship status

Percentage of women who ever had a partner and who have been subjected to physical and/or sexual violence by their husbands or intimate partners according to relationship status by regions, Turkey 2014

Region	Relationship status	Physical violence	Sexual violence	Physical and/or sexual violence
Istanbul	Never-married, ever partnered*	6.0	0.2	6.3
	Currently married	34.8	11.9	36.7
	Widowed	50.0	20.0	50.0
	Divorced/separated	69.7	34.6	69.7
West Marmara	Never-married, ever partnered*	19.8	1.9	19.8
	Currently married	26.8	9.7	28.0
	Widowed	30.7	8.7	30.7
	Divorced/separated	61.5	33.9	65.8
Aegean	Never-married, ever partnered*	11.0	4.6	13.3
	Currently married	34.4	10.3	35.9
	Widowed	48.3	14.7	48.3
	Divorced/separated	76.7	41.8	76.7
East Marmara	Never-married, ever partnered*	4.4	0.0	4.4
	Currently married	27.4	8.6	29.2
	Widowed	39.4	20.4	49.8
	Divorced/separated	79.0	41.1	79.0
West Anatolia	Never-married, ever partnered*	6.1	0.0	6.1
	Currently married	38.8	11.5	41.3
	Widowed	32.9	8.2	32.9
	Divorced/separated	88.3	60.9	92.2
Mediterranean	Never-married, ever partnered*	9.1	0.0	9.1
	Currently married	35.4	10.5	37.3
	Widowed	56.3	18.9	56.3
	Divorced/separated	52.7	47.4	52.7
Central Anatolia	Never-married, ever partnered*	3.8	1.9	5.7
	Currently married	40.7	8.0	42.6
	Widowed	44.8	14.8	44.8
	Divorced/separated	75.7	37.9	75.7
West Black Sea	Never-married, ever partnered*	3.8	1.9	6.0
	Currently married	32.2	8.0	33.1
	Widowed	37.1	14.8	37.1
	Divorced/separated	74.4	37.9	74.4
East Black Sea	Never-married, ever partnered*	6.0	0.0	6.0
	Currently married	25.1	8.8	26.9
	Widowed	45.9	6.0	45.9
	Divorced/separated	54.5	42.5	66.3
Northeast Anatolia	Never-married, ever partnered*	0.0%	2.2	2.2
	Currently married	37.3	15.3	39.7
	Widowed	53.0	25.1	58.2
	Divorced/separated	100.0	66.7	100.0
Central East Anatolia	Never-married, ever partnered*	5.5	1.8	5.5
	Currently married	30.5	10.0	33.4
	Widowed	51.8	14.8	51.8
	Divorced/separated	88.4	45.1	88.4
Southeast Anatolia	Never-married, ever partnered*	0.0	0.0	5.5
	Currently married	31.8	10.6	33.4
	Widowed	29.4	19.6	51.8
	Divorced/separated	75.0	50.0	88.4
Turkey	Never-married, ever partnered*	6.7	1.2	7.4
	Currently married	33.5	10.4	35.5
	Widowed	43.5	16.0	44.8
	Divorced/separated	73.7	44.2	75.1
	All women	33.4	11.2	35.3

*Had a fiancée, betrothed, boyfriend

Annex Table 5.5 Acts of emotional violence/abuse
Percentage of women* who have been subjected to different acts of emotional violence/abuse by their husbands or intimate partners by basic social and demographic characteristics, Turkey 2014

Background characteristics	Insulting/cursing		Humiliating/ belittling		Intimidating/ threatening		Threatening to hurt the woman and her immediate social networks		At least one		Number of ever-married women	
	Lifetime (%)	Last 12 months (%)	Lifetime (%)	Last 12 months (%)	Lifetime (%)	Last 12 months (%)	Lifetime (%)	Last 12 months (%)	Lifetime (%)	Last 12 months (%)		
Type of residence												
Region												
Urban	37.3	20.7	21.0	11.5	22.5	13.7	6.1	3.0	44.7	26.9	4,290	
Rural	35.1	17.3	17.9	9.3	16.6	8.6	4.6	2.4	40.8	21.2	1,997	
Istanbul	37.0	20.6	21.6	11.9	27.2	18.0	6.0	2.9	48.4	30.2	583	
West Marmara	33.4	16.6	18.0	10.5	20.0	11.3	6.1	3.4	41.2	22.4	559	
Aegean	38.2	18.8	19.7	10.5	21.0	12.2	6.4	3.2	44.5	24.0	538	
East Marmara	30.3	16.2	17.3	9.6	16.8	9.8	4.9	2.7	35.2	19.2	612	
West Anatolia	46.1	26.2	26.1	13.8	27.6	14.9	9.1	3.2	54.3	33.8	377	
Mediterranean	37.4	20.0	19.4	11.0	21.9	12.6	6.2	3.4	42.2	25.0	529	
Central Anatolia	45.0	23.2	21.6	9.3	18.8	9.1	4.7	2.1	49.7	26.5	531	
West Black Sea	34.7	19.5	17.0	9.5	14.3	7.7	3.8	1.7	38.6	21.5	607	
East Black Sea	31.9	16.3	15.2	8.1	15.2	8.7	3.6	1.9	36.5	19.9	480	
Northeast Anatolia	35.9	21.6	18.0	10.4	17.2	12.3	6.0	3.7	42.3	26.2	540	
Central East Anatolia	31.2	18.4	15.6	8.0	17.7	10.9	5.1	2.8	38.4	21.8	471	
Southeast Anatolia	34.4	19.6	23.8	13.3	15.8	9.2	3.9	2.6	40.5	24.5	460	
Age												
15-24	30.2	24.2	18.0	12.7	19.1	16.7	4.4	3.2	38.4	31.4	477	
25-34	35.6	21.5	20.0	12.4	21.3	14.0	6.0	3.5	43.6	27.6	1,981	
35-44	38.1	20.9	21.0	11.3	23.7	14.2	7.3	3.1	44.7	27.1	1,815	
45-59	38.7	16.5	20.5	8.8	19.3	8.7	4.6	2.0	44.7	21.0	2,014	
Education												
No education/primary incomplete	36.0	16.7	21.3	10.8	19.5	9.9	4.4	2.2	43.5	21.9	1,84	
Primary school	39.2	20.8	21.5	11.8	21.7	13.0	5.8	2.7	45.9	26.7	3,010	
Secondary school	38.2	22.6	23.6	14.1	24.3	15.9	6.6	3.5	45.6	29.7	737	
High school	34.9	21.6	16.4	8.2	20.2	13.8	6.0	3.7	41.6	27.4	818	
Undergraduate and graduate	26.5	15.4	13.5	7.0	19.2	8.9	7.0	3.1	34.3	18.9	436	
Marital status**												
Currently married	35.2	20.3	18.5	11.0	19.2	12.5	4.3	2.4	42.2	26.1	5,828	
Widowed	36.3	2.1	21.4	1.3	22.2	1.1	5.4	0.0	44.0	2.7	198	
Divorced/separated	73.7	25.9	59.8	18.6	64.4	22.7	39.2	15.2	80.0	31.3	261	
Early marriage												
Married before the age of 18	42.8	21.2	26.8	14.1	25.8	14.3	7.4	3.5	50.6	27.4	1,745	
Married after the age of 18	34.7	19.5	18.0	9.9	19.6	12.0	5.2	2.6	41.5	25.1	4,542	
Wealth level												
Low	39.6	21.4	23.8	13.1	21.4	12.9	6.8	3.8	46.3	26.5	2,735	
Medium	38.2	21.9	20.1	12.2	22.3	13.5	5.4	2.8	44.5	27.8	1,273	
High	33.8	17.8	17.3	8.6	20.5	11.9	5.1	2.2	41.4	23.8	2,279	
Turkey	36.8	20.0	20.3	11.0	21.2	12.6	5.8	2.9	43.9	25.7	6,287	

*Calculations are based on ever-married women. ** Since the calculations are made for ever-married women, there is no category for never-married women.

Annex Table 5.6 Acts of economic violence/abuse

Percentage of women* who have been subjected to different acts of economic violence/abuse by their husbands or intimate partners by social and demographic characteristics, Turkey 2014

Background characteristics	Causing woman to quit her job-/preventing her from working		Not giving money for the household expenses		Depriving woman of their income		At least one		Number of ever-married women
	Lifetime (%)	Last 12 months (%)	Lifetime (%)	Last 12 months (%)	Lifetime (%)	Last 12 months (%)	Lifetime (%)	Last 12 months (%)	
Type of residence									
Urban	26.4	10.8	9.7	5.8	5.2	2.0	32.1	15.4	4,290
Rural	16.6	8.1	7.0	4.0	3.8	1.9	22.8	11.7	1,997
Region									
Istanbul	24.7	10.4	8.8	5.7	5.1	2.0	30.0	15.1	583
West Marmara	22.1	7.1	7.9	3.9	4.4	1.6	27.5	11.3	559
Aegean	25.5	9.4	8.5	3.7	4.1	1.0	31.7	12.8	538
East Marmara	25.1	10.3	6.9	3.6	3.7	1.4	28.9	13.2	612
West Anatolia	33.4	12.5	10.9	6.1	6.5	1.6	39.5	17.1	377
Mediterranean	26.7	11.9	9.6	5.6	4.5	2.4	32.5	16.5	529
Central Anatolia	18.6	8.6	10.0	4.9	6.2	1.5	25.6	11.7	531
West Black Sea	18.9	8.6	7.7	4.4	4.1	1.8	24.5	11.7	607
East Black Sea	18.9	7.3	9.6	5.7	3.6	1.8	25.7	12.0	480
Northeast Anatolia	20.2	10.4	10.1	8.1	7.1	5.0	27.6	17.8	540
Central East Anatolia	18.9	9.9	8.6	6.2	4.3	2.1	24.3	14.3	471
Southeast Anatolia	19.9	10.5	11.1	8.5	5.8	3.3	27.1	17.1	460
Age									
15-24	27.0	17.6	4.2	3.0	1.2	0.5	29.0	19.0	477
25-34	25.6	13.9	8.0	5.4	4.5	2.1	30.8	18.1	1,981
35-44	25.3	10.4	10.5	6.5	6.2	2.5	32.3	15.7	1,815
45-59	21.2	4.3	10.1	4.8	5.1	1.6	27.5	8.8	2,014
Education									
No education/primary incomplete	20.2	7.9	9.6	6.4	5.0	2.2	26.2	13.1	1,284
Primary school	26.5	11.3	10.0	6.3	5.0	1.8	33.2	16.6	3,010
Secondary school	27.7	13.3	9.6	4.4	5.5	2.4	33.2	16.3	737
High school	26.0	10.5	7.3	4.2	4.7	2.3	29.4	13.5	818
Undergraduate and graduate	12.2	4.1	5.2	1.7	3.5	0.9	17.0	5.8	436
Marital status**									
Currently married	23.3	10.4	7.2	5.3	3.4	1.8	28.1	14.8	5,828
Widowed	25.4	0.7	13.9	.5	6.4	0.3	32.7	1.2	198
Divorced/separated	43.1	12.4	46.5	11.7	36.5	7.1	70.4	19.6	261
Early marriages									
Married before the age of 18	27.9	11.5	11.0	6.5	6.2	2.5	34.2	16.5	1,745
Married after the age of 18	23.0	9.7	8.4	5.0	4.5	1.8	28.6	13.9	4,542
Wealth level									
Low	23.8	10.6	10.2	6.5	5.9	2.8	30.3	15.9	2,735
Medium	25.5	11.6	10.3	6.5	5.4	1.9	32.6	17.1	1,273
High	24.0	9.2	7.5	3.9	3.8	1.2	28.5	12.2	2,279
Turkey	24.2	10.2	9.1	5.4	4.9	2.0	30.0	14.6	6,287

*Calculations are based on ever-married women. ** Since the calculations are made for ever-married women, there is no category for never-married women.

Annex Table 5.7 Perpetrators of physical violence after the age of 15

Perpetrators of physical violence (people other than husbands or intimate partners) that the women have experienced after the age of 15 by women's social and demographic characteristics, Turkey 2014

Background characteristics		Physical violence perpetrated by anyone other than intimate partners	Number of women	Father	Mother	Step-father	Step-mother	Younger brother	Older brother	Male relative ^a	Female relative ^b	Mother-in-law	Father-in-law	Brother-in-law	Male friend	Teacher	Someone from work	Stranger	Other ^c	Number of women who have experienced physical violence	
Type of residence	Urban	14.3	5,790	43.2	22.4	1.2	0.9	5.5	18.8	5.3	5.0	7.2	6.5	4.3	1.8	5.1	0.7	3.8	7.3	827	
	Rural	13.0	1,672	43.7	23.3	0.0	2.2	7.6	16.2	4.8	4.2	11.8	13.6	7.0	1.1	4.6	0.0	1.4	4.7	217	
Region	Istanbul	17.4	1,539	48.7	28.1	0.9	0.0	4.4	19.6	4.4	4.4	5.3	6.2	4.5	0.9	7.0	0.9	3.5	4.5	268	
	West Marmara	13.0	322	48.9	(25.7)	(1.3)	(0.0)	(5.8)	(9.7)	(7.3)	(4.9)	(4.5)	(4.7)	(2.3)	(4.9)	(3.7)	(0.09)	(2.3)	(3.8)	42	
	Aegean	15.0	917	37.0	11.5	0.0	1.0	5.3	22.5	5.5	4.1	8.8	7.6	5.5	2.3	4.0	1.2	2.3	10.4	137	
	East Marmara	12.1	712	45.3	22.2	0.0	0.0	9.5	13.7	5.3	4.3	12.2	8.0	6.4	1.3	3.6	0.0	4.9	2.3	86	
	West Anatolia	15.3	731	39.3	19.5	1.6	0.0	6.4	24.9	12.1	5.7	8.3	12.4	8.3	3.2	6.4	0.0	6.4	6.4	111	
	Mediterranean	14.4	932	44.0	20.1	2.5	4.7	3.5	12.3	3.4	3.7	5.6	4.4	4.4	2.2	4.7	1.2	3.7	11.8	134	
	Central Anatolia	17.0	340	51.3	22.0	0.0	1.9	7.6	16.1	1.9	5.6	12.0	12.0	2.8	0.0	1.9	1.0	1.0	4.7	58	
	West Black Sea	11.4	455	39.9	24.6	2.6	2.5	3.5	13.5	2.5	8.7	14.9	18.0	1.2	1.1	2.5	0.0	0.0	8.6	52	
	East Black Sea	8.6	245	*	*	*	*	*	*	*	*	*	*	*	*	*	*	*	*	*	21
	Northeast Anatolia	12.2	195	*	*	*	*	*	*	*	*	*	*	*	*	*	*	*	*	*	24
Central East Anatolia	10.4	359	(36.7)	(33.1)	(1.4)	(0.0)	(16.3)	(18.1)	(5.2)	(2.8)	(9.6)	(3.7)	(2.8)	(1.6)	(2.8)	(6.4)	(0.0)	(2.8)	(7.0)	37	
Southeast Anatolia	10.2	716	36.6	23.1	0.0	1.6	6.6	25.1	3.3	6.9	6.9	5.3	5.3	0.0	3.3	0.0	3.3	4.9	73		
Age	15-24	15.1	1,313	49.3	25.3	1.2	1.4	3.3	18.9	4.7	2.8	2.3	1.3	1.2	4.3	7.6	0.0	4.7	3.8	198	
	25-34	14.6	2,232	40.2	21.9	1.2	1.4	7.6	19.8	6.9	6.1	8.5	3.3	1.8	2.0	3.6	1.2	4.6	7.2	325	
	35-44	14.4	1,902	41.1	21.8	.2	1.3	4.9	21.0	3.6	3.6	9.5	11.8	7.1	0.2	5.4	0.8	3.1	6.2	274	
	45-59	12.3	2,015	45.0	22.2	1.2	0.7	6.9	12.5	5.2	6.0	10.8	15.2	9.4	0.7	4.1	0.0	0.6	9.1	247	
Education	No education/primary incomplete	14.0	1,202	39.9	22.6	0.6	0.6	6.9	19.1	5.3	5.4	15.4	16.7	11.8	0.3	1.6	1.9	0.6	5.0	168	
	Primary school	13.8	3,048	43.3	20.8	1.1	2.0	6.8	19.3	4.8	6.2	10.1	10.1	5.1	0.2	5.0	0.6	2.1	6.7	421	
	Secondary school	14.3	1,259	48.6	35.0	0.9	1.1	4.5	15.2	2.7	3.5	4.3	2.6	3.0	0.5	5.0	0.0	3.5	5.0	180	
Undergraduate and graduate	High school	15.4	1,237	44.5	18.3	1.3	0.6	5.8	17.9	8.1	2.3	4.5	3.3	2.3	5.7	6.4	0.3	4.3	6.5	191	
	Undergraduate and graduate	11.8	711	36.5	15.1	0.0	0.0	2.8	18.7	6.0	4.8	0.0	2.0	0.0	5.3	8.5	0.0	11.5	14.5	84	
Relationship status	Currently married	13.5	5,872	42.3	23.5	0.9	1.5	5.1	18.5	4.8	4.8	9.0	8.4	5.0	3.2	3.9	0.5	2.8	7.0	791	
	Never-married, never-partnered	9.5	630	38.5	26.5	0.0	0.0	12.1	25.9	0.5	6.6	0.0	0.0	0.0	3.1	12.5	2.7	0.0	5.3	60	
	Never-married, ever-partnered ^d	19.0	507	50.1	18.2	0.7	0.7	2.0	15.2	8.2	3.1	0.0	0.0	0.0	6.5	0.0	11.4	3.7	9.7	97	
Wealth level	Widowed	16.7	185	(50.6)	(14.3)	(0.0)	(0.0)	(7.6)	(8.6)	(1.2)	(2.2)	(11.0)	(17.7)	(11.7)	(0.0)	(5.4)	(0.0)	(0.0)	(7.6)	31	
	Divorced/separated	25.1	267	45.9	18.6	2.7	0.0	14.8	17.3	11.9	7.2	15.0	17.0	12.0	0.0	7.9	0.8	1.7	9.0	66	
Turkey	Low	15.6	2,749	43.2	22.4	0.5	1.4	7.4	19.9	4.1	5.4	10.8	10.5	6.9	1.4	4.8	0.5	2.0	5.6	228	
	Medium	14.8	1,545	51.3	26.3	1.3	1.0	3.9	20.1	7.2	4.3	7.6	8.2	2.8	1.3	3.3	0.0	5.5	6.1	386	
	High	12.2	3,167	38.7	20.6	1.2	1.1	5.5	15.3	5.3	4.4	5.4	5.1	3.9	2.3	6.1	1.0	3.4	8.3	1,044	
Turkey	14.0	7,462	43.3	22.6	0.9	1.2	5.9	18.2	5.2	4.8	8.1	8.0	8.1	4.9	1.7	5.0	0.6	3.3	6.7	430	

Note: The number of observations in parenthesis is between 25-49. The cells with less than 25 observations are marked with (*). The percentages were not given since the number of observations are insufficient. Since the percentages in the table are obtained from multiple answer questions, they cannot be summed and their sums will not be equal to 100%. ^a Male relatives are the men with whom women have or do not have blood relationship other than fathers, step-fathers, younger brothers, father-in-laws and brother-in-laws. ^b Female relatives are the women with whom women have or do not have a blood relationship other than mothers, step-mothers, mothers-in-law. ^c Stranger: People who are unknown to the women. ^d Other: Relatives, friends whose genders are not specified, persons whose identities are not specified. ^e Had a fiancé, betrothed, boyfriend.

Annex Table 5.8 Perpetrators of sexual violence after the age of 15
 Perpetrators of sexual violence (people other than husbands or intimate partners) that the women have experienced after the age of 15 by women's social and demographic characteristics, Turkey 2014

Background characteristics		Sexual violence perpetrated by anyone other than intimate partners	Number of women	Father	Younger brother	Older brother	Male relatives ^a	Father-in-law	Brother-in-law	Male friend	Teacher	Someone from work	Stranger ^b	Other	Number of women who have experienced sexual violence
Type of residence															
	Urban	3.2	5,073	1.2 (0.0)	0.0 (0.0)	0.9 (0.0)	13.7 (21.5)	1.2 (2.4)	1.7 (0.0)	11.5 (21.0)	2.4 (0.0)	11.9 (8.6)	58.7 (35.9)	7.9 (23.9)	146
	Rural	1.6	2,389												38
Region															
	Istanbul	3.1	692	*	*	*	*	*	*	*	*	*	*	*	23
	West Marmara	2.2	634	*	*	*	*	*	*	*	*	*	*	*	14
	Aegean	2.0	619	*	*	*	*	*	*	*	*	*	*	*	12
	East Marmara	3.9	694	(0.0)	(0.0)	(0.0)	(7.2)	(0.0)	(0.0)	(7.9)	(4.0)	(0.0)	(74.1)	(18.7)	26
	West Anatolia	6.1	434	(0.0)	(0.0)	(4.0)	(16.0)	(0.0)	(4.0)	(4.0)	(4.0)	(16.0)	(68.0)	(12.0)	25
	Mediterranean	2.8	604	*	*	*	*	*	*	*	*	*	*	*	16
	Central Anatolia	1.8	620	*	*	*	*	*	*	*	*	*	*	*	11
	West Black Sea	2.8	719	*	*	*	*	*	*	*	*	*	*	*	20
	East Black Sea	1.5	567	*	*	*	*	*	*	*	*	*	*	*	8
	Northeast Anatolia	0.6	666	*	*	*	*	*	*	*	*	*	*	*	4
	Central East Anatolia	2.8	625	*	*	*	*	*	*	*	*	*	*	*	17
	Southeast Anatolia	1.4	588	*	*	*	*	*	*	*	*	*	*	*	8
Age															
	15-24	3.6	1,369	(1.1)	(0.0)	(0.0)	(25.9)	(0.0)	(0.0)	(15.7)	(3.8)	(11.5)	(38.2)	(21.3)	47
	25-34	3.6	2,142	2.1 (0.0)	0.0 (0.0)	2.2 (0.0)	12.4 (22.6)	0.8 (1.6)	2.2 (0.0)	12.9 (20.0)	0.0 (4.1)	11.5 (33.9)	59.6 (177.9)	9.5 (17.9)	68
	35-44	2.6	1,891	(0.0)	(0.0)	(0.0)	(13.4)	(4.7)	(1.4)	(17.0)	(2.3)	(15.0)	(54.3)	(1.5)	40
	45-59	1.9	2,060	(0.0)	(0.0)	(0.0)	(7.5)	(0.0)	(1.8)	(2.9)	(4.4)	(7.0)	(72.1)	(7.2)	29
Education															
	No education/primary incomplete	1.2	1,348	*	*	*	*	*	*	*	*	*	*	*	13
	Primary school	1.8	3,147	0.9 (0.0)	0.0 (0.0)	0.0 (0.0)	10.7 (22.6)	2.8 (1.6)	2.5 (0.0)	12.1 (20.0)	0.0 (4.1)	15.3 (33.9)	53.2 (177.9)	8.8 (17.9)	51
	Secondary school	3.4	1,239	(0.0)	(0.0)	(0.0)	(10.3)	(1.0)	(0.0)	(10.5)	(2.6)	(8.1)	(65.8)	(7.3)	42
	High school	5.1	1,117	(2.6)	(0.0)	(0.0)	(14.5)	(0.0)	(0.0)	(12.3)	(2.9)	(13.2)	(64.3)	(5.9)	47
	Undergraduate and graduate	5.4	608	(0.0)	(0.0)	(0.0)	(14.5)	(0.0)	(0.0)	(12.3)	(2.9)	(13.2)	(64.3)	(5.9)	31
Relationship status															
	Currently married	2.6	5,828	1.1 (0.0)	0.0 (0.0)	0.0 (0.0)	15.5 (25.9)	1.5 (2.8)	0.4 (0.0)	11.0 (25.1)	2.3 (0.0)	11.3 (0.0)	58.4 (46.9)	7.6 (12.5)	122
	Never-married, ever-partnered ^c	1.8	662	*	*	*	*	*	*	*	*	*	*	*	11
	Never-married, never-partnered ^d	5.1	513	(2.0)	(0.0)	(0.0)	(13.1)	(0.0)	(0.0)	(25.1)	(0.0)	(0.0)	(46.9)	(12.5)	32
	Widowed	3.5	198	*	*	*	*	*	*	*	*	*	*	*	4
	Divorced/separated	6.9	261	*	*	*	*	*	*	*	*	*	*	*	15
Wealth level															
	Low	2.4	3,218	3.4 (0.0)	0.0 (0.0)	2.7 (0.0)	16.9 (10.1)	1.0 (1.8)	3.8 (0.0)	16.6 (21.3)	2.7 (0.0)	16.8 (5.2)	35.5 (47.7)	15.5 (19.4)	65
	Medium	2.2	1,509	(0.0)	(0.0)	(0.0)	(10.1)	(1.8)	(0.0)	(21.3)	(0.0)	(5.2)	(47.7)	(19.4)	31
	High	3.6	2,735	0.0 (0.0)	0.0 (0.0)	0.0 (0.0)	14.7 (14.7)	1.4 (0.6)	0.6 (0.0)	7.9 (7.9)	2.4 (2.4)	10.4 (10.4)	69.8 (69.8)	3.9 (3.9)	88
Turkey		2.9	7,462	1.0	0.0	0.8	16.9	1.3	1.5	12.7	2.1	11.5	55.9	9.9	184

Note: The number of observation of the percentages in parenthesis is between 25-49. The cells with less than 25 observations are marked with (*) and the percentages were not given since the number of observations are insufficient. Since the percentages in the table are obtained from multiple answer questions, they cannot be summed and their sums will not be equal to 100%. ^a Male relatives are men with whom women have or do not have blood relationship other than fathers, younger brothers, older brothers, father-in-laws and brother-in-laws.

^b Stranger: People who are unknown to women. ^c Other: Relatives, friends whose genders are not specified, persons whose identities are not specified. ^d Had a fiancé, betrothed, boyfriend

Annex Table 5.9 Perpetrators of emotional violence/abuse after the age of 15

Perpetrators of emotional violence/abuse (people other than husbands or intimate partners) that the women have experienced after the age of 15 by women's social and demographic characteristics, Turkey 2014

Background characteristics		Emotional violence perpetrated by anyone other than intimate partners	Father	Mother	Step-father	Step-mother	Younger brother	Older brother	Male relatives ^a	Female relatives ^b	Mother-in-law	Father-in-law	Brother-in-law	Male friend	Teacher	Someone from work	Stranger ^c	Acquaintance ^d	Other ^e	Other relatives	Number of women who have experienced emotional violence/abuse	
Type of residence	Urban	23.4	18.1	11.4	1.0	1.4	6.9	11.6	14.4	21.3	18.5	10.5	5.4	2.7	4.4	6.7	7.7	9.0	0.9	2.0	1,098	
	Rural	18.6	14.7	11.8	0.0	1.8	5.9	7.3	12.4	23.5	29.8	16.8	10.5	2.2	1.9	2.6	3.3	10.7	0.2	2.0	438	
Region	Istanbul	27.0	18.3	12.0	1.7	0.6	6.9	12.0	12.1	20.1	17.7	11.0	3.5	4.0	4.0	8.0	13.0	9.6	0.6	2.3	186	
	West Marmara	19.4	634	220	15.4	0.8	1.7	8.6	6.8	10.4	26.5	19.4	8.5	4.0	4.0	4.0	9.2	8.9	0.0	0.8	123	
	Aegean	22.3	619	222	9.2	0.0	1.3	2.6	15.7	14.7	28.2	23.0	11.2	3.5	3.1	10.3	3.5	3.4	0.0	1.4	139	
	East Marmara	17.7	694	11.8	7.0	0.0	0.9	8.9	10.3	7.2	22.1	21.2	16.8	9.4	3.9	4.4	6.4	4.9	12.4	1.6	1.6	123
	West Anatolia	33.1	434	17.2	12.0	1.5	1.5	9.3	11.8	16.4	15.7	24.3	12.1	9.2	3.0	5.2	5.9	9.0	13.1	2.2	1.2	142
	Mediterranean	22.9	604	13.6	10.2	0.0	2.9	5.9	4.4	12.7	20.6	17.2	6.9	6.7	1.4	5.1	7.6	4.7	9.6	0.0	2.9	138
	Central Anatolia	24.1	620	20.0	14.8	0.7	1.3	6.7	10.9	12.0	22.5	23.1	16.5	8.5	1.3	4.7	0.0	2.7	8.7	0.6	3.4	150
	West Black Sea	18.0	719	15.5	9.2	1.7	3.0	6.3	7.8	15.9	27.6	27.7	16.6	6.9	1.5	0.0	8.0	7.5	0.0	1.5	131	
	East Black Sea	13.8	567	10.2	7.0	0.0	0.0	10.5	8.2	28.5	15.1	14.6	18.5	8.9	0.0	0.0	1.5	5.2	10.4	0.0	5.9	77
	Northeast Anatolia	21.2	666	10.6	7.6	0.0	10.0	4.9	20.2	31.4	27.1	19.2	7.4	1.4	3.4	0.0	2.1	13.4	0.7	2.1	142	
Central East Anatolia	15.5	625	21.6	17.2	0.0	1.9	6.6	12.5	12.0	20.5	20.8	11.8	8.5	4.1	6.4	1.9	2.2	12.4	0.0	0.0	95	
Southeast Anatolia	15.3	588	19.8	17.7	0.0	2.2	4.4	14.3	22.3	22.3	18.1	7.9	9.0	0.0	1.1	2.2	2.2	5.6	2.2	2.2	90	
Age	15-24	26.4	1,369	18.1	15.2	0.2	1.5	5.7	10.2	18.0	17.4	6.2	3.9	1.3	7.2	8.6	4.0	12.1	15.8	0.1	2.1	346
	25-34	23.0	2,142	19.5	9.6	0.5	1.4	6.6	11.6	14.1	21.7	13.5	5.1	1.9	3.3	6.9	5.0	8.9	0.0	1.4	453	
	35-44	21.9	1,891	16.5	11.7	0.6	2.0	6.2	12.8	12.9	23.9	26.8	14.6	9.1	3.5	7.9	7.8	5.0	2.0	1.8	372	
	45-59	19.3	2,060	15.1	10.4	2.0	0.9	8.5	8.1	11.8	23.7	25.4	13.3	9.5	0.1	1.1	4.4	3.5	8.7	1.1	2.9	365
Education	No education/primary	19.0	1,348	13.8	8.9	0.2	2.6	5.7	9.7	17.7	23.2	28.5	18.0	10.2	0.0	3.7	5.3	8.4	1.5	2.3	252	
	Incomplete primary school	20.6	3,147	17.4	12.7	1.2	1.8	7.8	11.2	11.2	24.0	30.5	18.0	9.5	1.0	1.8	2.6	3.4	7.8	0.9	2.6	580
	Secondary school	24.8	1,239	18.4	13.5	0.0	1.5	8.1	10.0	18.4	21.3	13.3	6.2	3.1	4.7	4.7	5.0	5.5	12.8	0.1	0.8	313
Wealth level	Low	26.3	1,117	20.1	13.9	1.5	0.4	5.9	14.1	13.9	18.5	10.3	6.6	3.0	4.4	8.3	5.1	11.4	11.2	0.5	2.0	260
	Medium	24.1	608	15.9	2.4	0.0	0.6	3.5	5.9	12.2	18.3	6.8	0.2	1.8	4.5	7.2	24.4	15.3	6.2	1.0	1.4	131
Turkey	High	21.8	3,218	19.1	12.4	0.1	1.3	7.3	11.5	17.0	23.4	26.4	15.4	7.8	1.3	1.9	3.3	3.7	8.4	0.6	2.2	652
	Medium	23.1	1,509	19.1	12.6	1.5	1.8	5.3	13.2	9.7	20.5	19.0	12.4	5.8	2.3	4.4	5.4	8.2	10.1	0.3	1.5	323
	High	22.4	2,735	15.2	10.2	1.0	1.4	7.0	9.0	13.8	20.9	16.6	8.3	5.4	3.8	5.4	8.5	8.9	9.7	1.2	2.1	561
Turkey		22.3	7,462	17.5	11.5	0.8	1.4	6.7	10.8	14.1	21.7	20.6	11.7	6.4	2.6	3.9	6.0	6.8	9.3	0.8	2.0	1,536

Note: Since the percentages in the table are obtained from multiple answer questions, they cannot be summed and their sums will not be equal to 100%. ^a Male relatives are men with whom women have or do not have blood relationship other than fathers, step-fathers, younger brothers, older brothers, father-in-laws and brother-in-laws. ^b Female relatives are the women with whom women have or do not have a blood relationship other than mothers, step-mothers, mother-in-laws. ^c Stranger: People who are unknown to women. ^d Acquaintance: People with whom women are not in a close relationship such as a neighbor, grocer, friends of someone from the family. ^e Other: Relatives, friends whose genders are not specified, persons whose identities are not specified.

Annex Table 5.10 Perpetrators of sexual abuse before the age of 15

Perpetrators of sexual abuse (people other than husbands or intimate partners) that the women have experienced before the age of 15 by women's social and demographic characteristics, Turkey 2014

Background characteristics	Sexual abuse before the age of 15	Number of women who have answered	Father	Step-father	Younger brother	Older brother	Grandfather	Paternal Uncle	Maternal uncle	Male relatives ^a	Male friend	Teacher	Stranger ^b	Acquaintance ^c	Other ^d	Number of women who have experienced sexual abuse
Type of residence	Urban	5,069	0.9	1.2	0.7	2.3	0.3	2.2	4.8	26.9	3.3	7.9	39.5	15.2	3.1	260
	Rural	2,387	0.0	0.0	0.0	1.5	0.9	0.0	0.0	48.2	6.3	5.0	23.0	13.2	5.0	57
Age	15-24	1,366	0.0	0.0	0.0	0.0	0.0	4.3	4.3	25.9	6.8	5.4	41.9	13.1	9.3	58
	25-34	2,140	2.0	0.0	1.1	3.0	0.0	1.7	3.5	27.2	5.0	7.9	39.5	12.9	2.6	125
	35-44	1,891	0.0	0.0	0.4	1.4	0.0	0.0	6.2	35.8	1.4	9.1	31.3	20.2	1.5	97
	45-59	2,059	(0.0)	(9.5)	(0.0)	(5.4)	(3.6)	(4.8)	(1.2)	(22.1)	(0.0)	(5.5)	(43.3)	(10.5)	(2.4)	37
Education	No education/primary incomplete	1,348	*	*	*	*	*	*	*	*	*	*	*	*	*	22
	Primary school	3,144	1.4	2.1	0.5	2.1	1.4	1.0	4.7	34.4	3.7	3.2	33.9	16.4	5.1	95
	Secondary school	1,238	0.0	0.0	2.1	0.0	0.0	4.0	1.0	33.5	7.9	6.1	37.5	11.2	6.2	77
Wealth level	High school	1,115	1.8	1.9	0.0	2.6	0.0	2.8	2.5	18.9	2.3	10.9	42.0	18.2	2.3	67
	Undergraduate and graduate	608	0.0	0.0	0.0	3.1	0.0	0.7	8.0	31.4	1.4	11.5	39.6	10.8	0.0	56
Turkey	Low	3,215	3.3	0.0	0.5	3.7	0.0	4.5	3.5	33.8	3.9	5.3	27.8	19.0	2.8	93
	Medium	1,508	0.0	0.0	0.0	4.4	1.8	0.0	4.3	34.9	6.3	6.7	34.7	11.9	5.3	59
	High	2,733	0.0	1.8	0.8	1.0	0.2	1.4	4.6	25.5	2.7	8.8	42.8	14.2	3.0	165
Turkey	5.3	7,456	0.8	1.0	0.6	2.2	0.4	1.9	4.2	29.2	3.6	7.6	37.7	15.0	3.3	317

Note: The number of observation of the percentages in parenthesis is between 25-49. The cells with less than 25 observations are marked with (*) and the percentages were not given since the number of observations are insufficient. Since the percentages in the table are obtained from multiple answer questions, they cannot be summed and their sums will not be equal to 100%. ^a Male relatives are men with whom women have or do not have blood relationship other than fathers, younger brothers, older brothers, grandfathers, paternal uncles or maternal uncles. ^b Stranger: People who are unknown to women. ^c Acquaintance: People with whom women are not in a close relationship such as a neighbor, grocer, friends of someone from the family. ^d Other: Relatives, friends whose genders are not specified, persons whose identities are not specified.

Annex Table 5.11 People who prevent education People who prevent education (other than husbands or intimate partners) by women's social and demographic characteristics, Turkey 2014											
Background characteristics		Prevention of education	Number of women	Father	Mother	Younger brother	Older brother	Male relatives*	Female relatives**	Other***	Number of women whose education have been prevented
Type of residence	Urban	29.6	5,073	70.7	28.1	2.0	6.7	9.1	4.1	9.2	1,550
	Rural	39.4	2,389	72.7	31.3	1.9	5.4	7.5	3.4	10.4	928
Region	Istanbul	27.0	692	77.0	32.0	2.8	6.2	7.5	5.2	8.1	190
	West Marmara	24.8	634	80.1	35.7	1.9	5.2	6.8	4.4	5.0	157
	Aegean	30.1	619	72.7	24.4	1.0	4.7	8.6	3.2	6.1	188
	East Marmara	30.5	694	65.6	30.3	2.6	6.2	7.8	6.4	11.0	211
	West Anatolia	32.3	434	71.4	32.2	0.8	7.7	12.0	3.0	13.3	143
	Mediterranean	32.7	604	68.5	26.2	2.1	3.5	6.2	1.8	11.6	202
	Central Anatolia	37.5	620	78.7	37.2	0.9	7.3	7.2	2.6	3.8	233
	West Black Sea	31.3	719	67.3	31.8	0.4	7.2	11.7	4.6	7.0	226
	East Black Sea	35.4	567	70.4	30.1	1.9	2.9	12.3	5.7	7.3	204
	Northeast Anatolia	41.9	666	67.4	27.5	1.4	9.4	11.9	3.5	8.6	278
	Central East Anatolia	35.2	625	68.9	29.1	3.1	6.1	10.8	4.4	11.4	217
	Southeast Anatolia	39.0	588	67.3	21.7	3.0	10.0	7.4	3.0	13.9	229
Age	15-24	16.5	1,369	67.7	33.5	2.4	11.0	8.8	8.3	7.1	253
	25-34	30.2	2,142	70.5	26.9	3.9	8.8	11.4	3.6	9.8	683
	35-44	33.5	1,891	71.7	31.9	0.9	5.5	6.6	3.6	9.6	670
	45-59	42.0	2,060	72.5	27.4	1.1	3.8	7.9	3.2	9.9	872
Education	No education/primary incomplete	55.7	1,348	72.5	29.7	2.2	5.3	10.3	3.8	11.4	769
	Primary school	38.5	3,147	72.9	29.2	1.9	6.1	8.0	3.1	7.6	1,196
	Secondary school	27.1	1,239	67.2	32.6	2.5	8.3	7.0	6.8	9.8	337
	High school	13.4	1,117	65.2	20.0	0.3	5.0	7.6	3.9	15.1	151
Undergraduate and graduate	3.4	608	(58.0)	(14.1)	(3.7)	(28.5)	(20.5)	(3.3)	(9.5)	25	
Wealth level	Low	39.5	3,218	72.0	28.0	2.5	6.0	9.2	4.1	10.7	1,289
	Medium	33.2	1,509	75.1	31.0	1.5	6.0	9.3	3.3	7.1	507
	High	24.5	2,735	67.8	29.2	1.6	7.0	7.4	4.0	9.6	682
Turkey		31.8	7,462	71.3	29.0	2.0	6.3	8.6	3.9	9.5	2,478

Note: The number of observation of the percentages in parenthesis is between 25-49. Since the percentages in the table are obtained from multiple answer questions, they cannot be summed and their sums will not be equal to 100%. *Male relatives are men with whom women have or do not have blood relationship other than fathers, younger brothers, older brothers, grandfathers, paternal uncles and maternal uncles. ** Female relatives are the women with whom women have or do not have a blood relationship other than mothers, step-mothers, mother-in-laws. *** Other: Relatives, friends whose genders are not specified, persons whose identities are not specified

Annex Table 5.12 People who prevent work after the age of 15

People who prevent women from working (other than husbands or intimate partners) after the age of 15 by women's social and demographic characteristics, Turkey 2014

Background characteristics		Number of women	Father	Mother	Younger brother	Older brother	Male relatives*	Female relatives**	Mother-in-law	Father-in-law	Bother-in-law	Other***	Number of women who have been prevented from working	
Prevention of work														
Type of residence	Urban	11.5	58.7	21.7	5.3	13.7	7.7	3.0	8.7	7.7	2.6	9.2	577	
	Rural	7.9	61.5	25.1	5.0	16.6	4.1	2.5	4.7	6.5	0.8	10.5	189	
Region	Istanbul	10.9	61.9	29.5	2.8	10.0	5.6	1.4	7.0	7.0	2.8	9.8	75	
	West Marmara	10.3	54.6	13.9	4.6	13.9	3.0	3.2	9.4	13.9	1.6	12.5	64	
	Aegean	9.6	65.3	16.0	8.6	17.2	3.2	0.0	9.0	9.0	1.8	10.0	59	
	East Marmara	11.5	49.6	20.5	5.9	17.3	1.3	2.4	6.6	6.6	0.0	12.9	80	
	West Anatolia	12.9	47.8	17.0	5.7	20.0	13.2	9.5	18.9	13.2	7.6	11.3	54	
	Mediterranean	11.2	60.4	22.3	4.8	5.4	9.1	4.4	3.2	1.6	0.0	7.6	67	
	Central Anatolia	10.5	52.6	30.9	3.1	16.9	6.2	3.1	9.2	7.7	0.0	9.0	65	
	West Black Sea	8.6	51.9	24.7	6.6	16.1	3.3	1.5	6.7	8.0	0.0	12.9	62	
	East Black Sea	8.5	567	(57.4)	(34.5)	(4.2)	(13.1)	(9.0)	(1.8)	(12.2)	(6.2)	(1.8)	(5.5)	47
	Northeast Anatolia	9.7	66.6	58.9	34.7	7.6	21.1	10.6	4.5	7.7	7.7	4.7	6.1	66
	Central East Anatolia	10.4	625	73.7	20.3	9.2	17.4	6.1	0.0	3.1	4.2	1.4	6.2	65
	Southeast Anatolia	10.5	588	62.9	14.5	4.8	16.1	14.5	1.6	4.8	8.1	3.2	4.8	62
	Age	15-24	12.5	66.0	26.1	3.5	15.7	9.1	1.6	3.6	4.6	1.1	6.0	180
25-34		11.7	2,142	60.9	23.5	14.9	7.6	1.8	8.4	9.0	2.7	6.5	248	
35-44		10.1	1,891	58.9	20.8	8.5	12.3	6.2	6.6	5.8	1.8	12.5	174	
45-59		8.9	2,060	50.8	18.4	4.0	13.7	5.8	13.0	9.9	3.3	13.4	164	
Education	No education/primary incomplete	8.4	53.4	17.6	9.2	16.9	12.2	6.9	10.3	9.9	3.0	10.8	108	
	Primary school	11.2	3,147	56.1	23.7	4.6	16.3	5.9	9.5	9.7	3.5	9.7	307	
	Secondary school	14.5	1,239	61.6	22.5	5.6	13.1	8.7	6.9	6.3	1.2	5.4	185	
	High school	10.9	1,117	71.7	22.3	3.6	9.1	4.4	5.1	4.1	0.9	10.3	133	
Wealth level	Undergraduate and graduate	5.3	608	(46.1)	(20.4)	(4.9)	(7.0)	(0.0)	(4.4)	(0.0)	(0.0)	(18.9)	33	
	Low	10.7	3,218	58.1	19.9	8.5	15.9	10.3	7.8	8.2	2.7	9.1	324	
Turkey	Medium	12.7	1,509	61.7	24.8	3.4	8.5	3.4	8.4	8.0	3.4	10.0	179	
	High	9.7	2,735	58.7	23.0	3.4	16.0	5.2	8.1	6.6	1.2	9.4	263	
Turkey	10.7	7,462	59.2	22.3	5.3	14.2	7.1	2.9	8.0	7.5	2.3	9.4	766	

Note: The number of observation of the percentages in parenthesis is between 25-49. Since the percentages in the table are obtained from multiple answer questions, they cannot be summed and their sums will not be equal to 100%. * Male relatives are men with whom women have or do not have blood relationship other than fathers, younger brothers, older brothers, grandfathers, paternal uncles and maternal uncles. ** Female relatives are the women with whom women have or do not have a blood relationship other than mothers, step-mothers, mother-in-laws *** Other: Relatives, friends whose genders are not specified, persons whose identities are not specified

Annex Table 5.13 Physical and/or sexual violence and emotional violence/abuse
Percentage of women* who have been subjected to physical and/or sexual violence and emotional violence/abuse by their husbands or intimate partners by social and demographic characteristics, Turkey 2008 and 2014

Background characteristics	Emotional violence/abuse		Physical violence		Sexual violence		Physical and/or sexual violence	
	2008	2014	2008	2014	2008	2014	2008	2014
Type of residence								
Urban	43.3	44.7	38.0	35.0	14.3	12.0	40.3	37.0
Rural	45.9	40.8	43.2	37.5	18.3	11.9	46.6	39.0
Education								
No education/primary incomplete	50.0	43.5	52.2	41.4	22.2	14.4	55.7	43.3
Primary school	44.5	45.9	39.9	39.9	15.2	12.9	42.2	41.8
Secondary school	41.6	45.6	34.9	34.4	13.1	12.6	38.5	36.7
High school and above	36.6	39.0	25.0	22.8	8.7	7.9	27.2	24.7
Age								
15-24	37.2	38.4	31.9	25.4	13.5	9.5	35.3	28.1
25-34	42.8	43.6	36.6	32.4	13	10.5	39.2	34.0
35-44	44.5	44.7	39.7	36.8	14.2	11.8	42.0	38.2
45-59	47.9	44.7	45.4	40.1	19.6	14.5	47.9	42.7
Wealth level								
Low	47.3	46.3	47.0	41.4	18.9	14.1	49.9	43.4
Medium	43.7	44.5	38.9	38.0	14.6	13.4	41.6	40.1
High	38.6	41.4	26.7	29.2	10.3	9.5	28.7	31.0
Turkey	44.0	44.0	39.3	35.5	15.3	12	41.9	37.5

*Calculations are based on ever-married women.

Annex Table 5.14 Acts of economic violence/abuse
Percentage of women* who have been subjected to different acts of economic violence/abuse by their husbands or intimate partners, Turkey 2008 and 2014

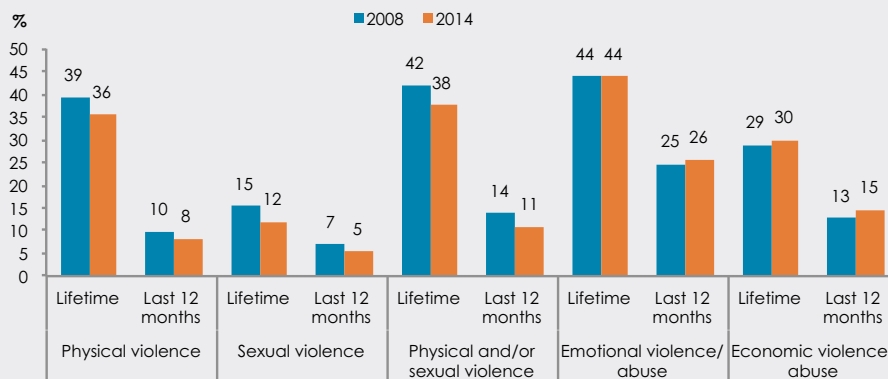
Research	Causing woman to quit her job/preventing her from working		Not giving her money for the household expenses		Depriving her of her income		At least one	
	Lifetime (%)	Last 12 months (%)	Lifetime (%)	Last 12 months (%)	Lifetime (%)	Last 12 months (%)	Lifetime (%)	Last 12 months (%)
2008	23.4	8.8	8.1	4.6	3.9	1.4	28.9	12.7
2014	24.2	10.2	9.1	5.4	4.9	2	30.0	14.6

*Calculations are based on ever-married women.

**Annex
Figure 5.1**

Prevalence of physical, sexual, emotional violence/abuse and economic violence/abuse, 2008-2014

Percentage of women* who have been subjected to physical, sexual, emotional violence/abuse and economic violence/abuse by their husbands or intimate partners, Turkey 2008 and 2014

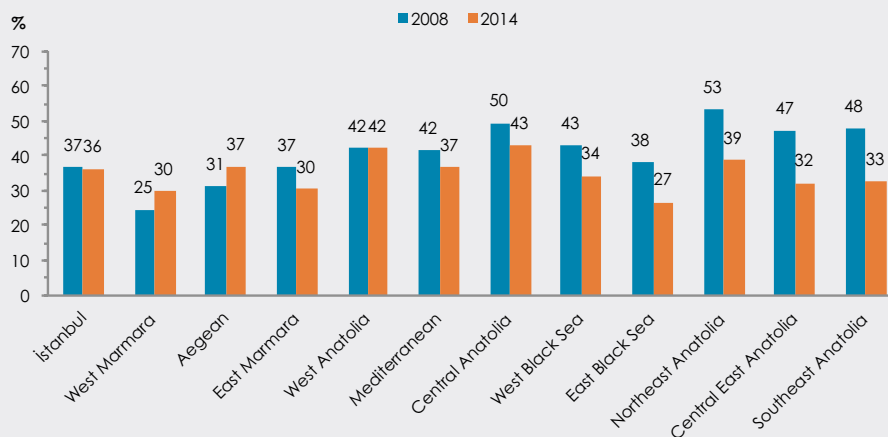


*Calculations are based on ever-married women.

**Annex
Figure 5.2**

Prevalence of lifetime physical violence, 2008-2014

Percentage of women* who have been subjected to physical violence by their husbands or intimate partners by region, Turkey 2008 and 2014

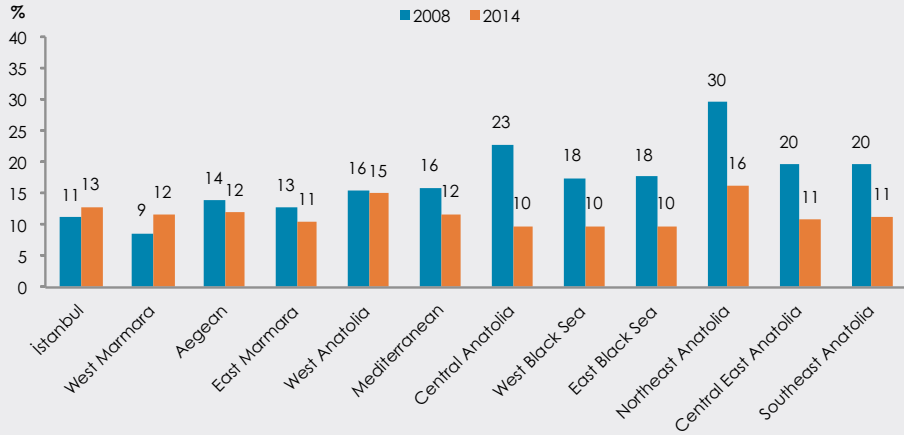


*Calculations are based on ever-married women.

**Annex
Figure 5.3**

Prevalence of lifetime sexual violence, 2008-2014

Percentage of women* who have been subjected to sexual violence by their husbands or intimate partners by region, Turkey 2008 and 2014

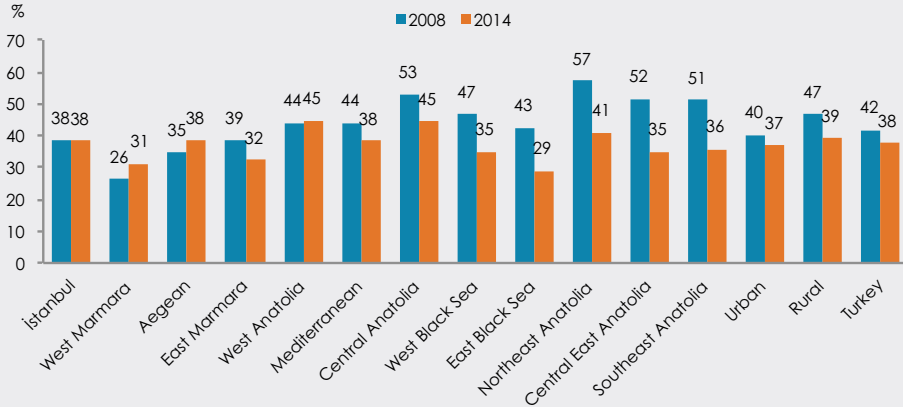


*Calculations are based on ever-married women.

**Annex
Figure 5.4**

Prevalence of lifetime physical and/or sexual violence, 2008-2014

Percentage of women* who have been subjected to physical and/or sexual violence by their husbands or intimate partners by region and type of residence, Turkey 2008 and 2014

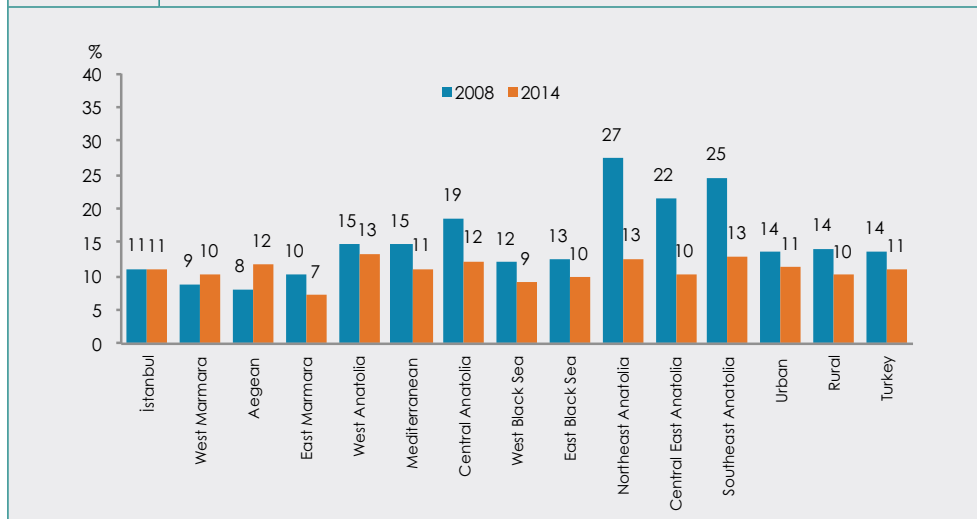


*Calculations are based on ever-married women.

**Annex
Figure 5.5**

Prevalence of physical and/or sexual violence within the last 12 months, 2008-2014

Percentage of women* who have been subjected to physical and /or sexual violence by their husbands or intimate partners within the last 12 months by region and type of residence, Turkey 2008-2014



*Calculations are based on ever-married women.

Annex B4
Annex Tables of Chapter Six

Annex Table 6.1 Types of injuries

Percentage of types of injuries due to physical or sexual violence that the women have experienced by their husbands or intimate partners by women's* social and demographic characteristics, Turkey 2014

	Scratches, abrasions wounds/bruises	Broken ear drum, eye injuries/black eye	Cuts/bites	Sprains dislocations	Fractured/broken bones	Deep wounds/cuts	Broken teeth	Internal organ injuries	Burns	Number of injured women due to violence
Type of residence										
	62.4	55.1	19.1	22.4	17.0	11.6	6.7	3.8	3.7	410
Urban	59.1	59.9	14.7	16.5	12.9	13.9	10.0	5.8	4.4	164
Rural										
Region										
Istanbul	57.4	51.5	11.9	19.7	18.1	10.2	5.0	1.7	5.0	68
West Marmara	61.5	53.9	14.5	18.3	12.4	11.8	5.9	3.9	.0	50
Aegean	49.5	60.3	14.4	23.6	13.2	12.8	6.9	1.9	1.5	57
East Marmara	(70.9)	(63.9)	(24.2)	(21.7)	(20.3)	(17.6)	(9.2)	(9.8)	(4.7)	41
West Anatolia	(78.3)	(54.4)	(25.4)	(25.4)	(19.7)	(12.9)	(9.2)	(6.9)	(4.6)	48
Mediterranean	59.5	55.3	18.8	19.7	6.9	13.2	3.5	5.4	0.0	55
Central Anatolia	73.6	59.6	14.9	18.2	19.9	9.8	6.6	3.2	4.9	60
West Black Sea	(62.3)	(61.4)	(21.1)	(27.7)	(21.7)	(4.0)	(14.7)	(2.3)	(4.1)	48
East Black Sea	(55.6)	(56.5)	(38.0)	(18.9)	(24.3)	(15.1)	(3.5)	(87.0)	(3.5)	33
NorthEast Anatolia	(47.3)	(63.6)	(23.7)	(20.9)	(22.8)	(23.0)	(6.3)	(12.8)	(6.6)	49
Central East Anatolia	(73.9)	(51.2)	(23.5)	(19.2)	(34.2)	(17.1)	(20.4)	(3.2)	(0.0)	29
Southeast Anatolia	(58.5)	(52.5)	(19.3)	(19.3)	(8.3)	(8.3)	(11.0)	(2.7)	(11.4)	36
Age										
15-24	(53.4)	(53.0)	(24.0)	(16.0)	(4.9)	(11.9)	(1.8)	(6.4)	(6.6)	35
25-34	59.6	51.5	17.5	20.9	14.1	7.4	7.0	4.2	3.0	174
35-44	66.2	55.0	17.4	26.9	21.0	12.1	6.0	5.1	3.5	171
45-59	61.2	61.6	18.8	17.3	15.8	16.5	10.0	2.9	4.3	194
Educational level										
No education/primary incomplete	48.9	60.8	15.3	15.9	15.0	10.4	16.5	4.5	7.1	121
Primary school	64.3	57.6	17.4	21.5	14.9	13.6	5.1	3.4	4.1	284
Secondary school	63.3	54.3	16.3	24.3	12.4	15.5	5.9	6.1	.6	76
High school	56.9	55.8	25.8	27.3	28.5	7.6	7.2	5.5	3.3	63
Undergraduate and graduate	(84.0)	(32.4)	(20.2)	(19.5)	(15.9)	(7.1)	(1.3)	(3.2)	(0.0)	29
Wealth level										
Low	57.6	59.7	15.5	19.1	12.3	10.0	10.6	4.1	4.4	297
Medium	62.2	54.2	22.3	22.2	16.6	16.4	9.3	7.3	3.9	110
High	67.0	52.1	19.5	23.7	21.1	12.2	2.0	2.5	3.0	167
Turkey	61.8	56.0	18.3	21.3	16.2	12.1	7.3	4.2	3.8	574

Note: The number of observations for the percentages in parenthesis is between 25-49.

*Calculations are based on all women who have been subjected to physical or sexual violence by their husbands or intimate partners.

Annex Table 6.2 Health care personnel

Percentage of services provided in health institutions for women* who have been subjected to physical and sexual violence by their husbands or intimate partners by regions, Turkey 2014

Region	Asking about the cause of injury		Referring to institutions/ organizations		Satisfaction with the behaviors of health care personnel	
	Yes	No	Yes	No	Yes	No
Istanbul	72.8	27.2	35.4	64.6	79.4	20.6
West Marmara	81.1	18.9	52.8	47.2	90.6	9.4
Aegean	83.0	17.0	34.5	65.5	88.3	11.7
East Marmara	80.3	19.7	17.5	82.5	82.1	17.9
West Anatolia	94.6	5.4	41.2	58.8	57.5	42.5
Mediterranean	89.7	10.3	46.7	53.3	79.5	20.5
Central Anatolia	94.3	5.7	38.5	61.5	78.0	22.0
West Black Sea	93.3	6.7	18.5	81.5	68.7	31.3
East Black Sea	85.4	14.6	52.0	48.0	85.4	14.6
Northeast Anatolia	84.7	15.3	23.3	76.7	91.5	8.5
Central East Anatolia	67.0	33.0	58.9	41.1	79.4	20.6
Southeast Anatolia	85.7	14.3	14.3	85.7	57.1	42.9
Turkey	85.0	15.0	36.7	63.3	75.8	24.2

Annex Table 6.3 Physical and/or sexual violence and general health and health within the last 4 weeks

Percentage of women* who have reported their general health status as "poor or very poor" and who have reported feeling "very much or extreme pain/discomfort" in the last 4 weeks by exposure to lifetime physical and/or sexual violence and basic social and demographic characteristics, Turkey 2014

		Exposure to violence	Women who reported their general health status as "poor or very poor"	Women who reported feeling "very much or extreme pain/discomfort in the last 4 weeks"	Number of women
Age	15-24	No	3.4	17.4	696
		Yes	9.0	30.2	162
	25-34	No	5.4	18.4	1,395
		Yes	14.8	35.7	672
	35-44	No	10.0	23.8	1,164
		Yes	16.1	36.5	683
	45-59	No	18.3	34.3	1,180
		Yes	25.6	42.0	841
Education	No education/primary incomplete	No	21.5	38.0	737
		Yes	29.7	50.9	559
	Primary school	No	10.5	26.1	1,857
		Yes	17.7	35.9	1,189
	Secondary school	No	6.0	18.0	633
		Yes	15.3	37.4	290
	High school	No	6.0	17.8	749
		Yes	9.9	27.1	225
	Undergraduate and graduate	No	2.2	14.2	457
		Yes	7.4	27.5	94
Marital and relationship status	Currently married	No	10.0	24.4	3,788
		Yes	17.6	37.3	2,037
	Never-married, ever-partnered**	No	2.5	15.8	471
		Yes	(8.5)	(47.2)	38
	Widowed	No	23.3	35.4	110
		Yes	37.6	49.0	88
	Divorced/separated	No	17.8	23.4	66
		Yes	22.3	36.3	195
Occupational status	Works in a paid job	No	7.8	22.6	1,354
		Yes	15.0	34.7	770
	Does not work in a paid job	No	10.4	24.2	3,079
		Yes	20.2	39.2	1,587
Wealth level	Low	No	14.6	30.0	1,723
		Yes	23.4	43.5	1,166
	Medium	No	8.4	20.9	881
		Yes	18.9	35.4	506
	High	No	6.7	20.6	1,831
		Yes	12.4	32.1	686
Turkey	No	9.6	23.7	4,435	
	Yes	18.5	37.7	2,358	
Overall Turkey		12.8	28.7	6,800	

Note: The number of observations for the percentages in parenthesis is between 25-49.

*Calculations are based on all women who have been subjected to physical or sexual violence by their husbands or intimate partners. ** Had a fiancée, betrothed, boyfriend.

Annex Table 6.4 Physical and/or sexual violence and the thought of ending life

Percentage of women* who have thought about or have attempted to end their lives at any point in their lives by exposure to violence and by social and demographic characteristics, Turkey 2014

		Exposure to violence	Percentage of women who have thought about ending their lives	Percentage of women who have attempted to end their lives	Number of women
Age	15-24	No	16.8	5.0	696
		Yes	47.7	29.6	162
	25-34	No	11.7	2.6	1,395
		Yes	33.3	13.8	672
	35-44	No	12.4	2.8	1,164
		Yes	36.6	16.2	683
	45-59	No	9.5	1.9	1,180
Yes		28.0	11.2	841	
Education					
No education/primary incomplete	No	10.3	3.0	737	
	Yes	30.8	12.4	559	
Primary school	No	10.3	2.1	1,857	
	Yes	31.2	12.6	1,189	
Secondary school	No	17.6	4.7	633	
	Yes	41.1	24.7	290	
High school	No	13.6	3.6	749	
	Yes	38.9	18.6	225	
Undergraduate and graduate	No	10.8	1.9	457	
	Yes	35.1	11.6	94	
Marital and relationship status					
Currently married	No	10.3	2.2	3,788	
	Yes	31.8	13.5	2,037	
Never-married, ever-partnered**	No	22.2	5.0	471	
	Yes	(49.8)	(17.8)	38	
Widowed	No	19.9	6.9	110	
	Yes	28.7	14.8	88	
Divorced/separated	No	29.0	19.2	66	
	Yes	48.4	26.1	195	
Occupational status					
Works in a paid job	No	14.2	3.7	1,354	
	Yes	34.0	13.6	770	
Does not work in a paid job	No	11.2	2.5	3,079	
	Yes	33.1	15.2	1,587	
Wealth level					
Low	No	11.1	2.3	1,723	
	Yes	34.0	12.9	1,166	
Medium	No	13.7	3.2	881	
	Yes	30.6	14.6	506	
Low	No	12.1	3.1	1,831	
	Yes	34.2	16.9	686	
Turkey		No	12.1	2.9	4,435
		Yes	33.4	14.7	2,358

Note: The number of observations for the percentages in parenthesis is between 25-49.

*Calculations are based on all women who have been subjected to physical or sexual violence by their husbands or intimate partners.

**Had a fiancée, betrothed, boyfriend.

Annex Table 6.5 Physical violence among different generations

Percentage of women's or their mothers' exposure to physical violence by husbands or intimate partners by type of residence and region, Turkey 2014

		Exposure to violence	Women whose mothers have experienced physical violence*	Women whose mothers have not experienced physical violence*	Number of ever-married women	
Type of residence	Urban	Never-subjected to physical violence	21.9	73.9	2,824	
		Ever-subjected to physical violence	39.8	52.8	1,463	
	Rural	Never-subjected to physical violence	19.4	75.4	1,262	
		Ever-subjected to physical violence	38.9	53.0	735	
Regions	Istanbul	Never-subjected to physical violence	19.7	76.3	370	
		Ever-subjected to physical violence	39.7	50.7	213	
	West Marmara	Never-subjected to physical violence	18.1	76.8	391	
		Ever-subjected to physical violence	39.8	53.1	166	
	Aegean	Never-subjected to physical violence	22.9	73.8	335	
		Ever-subjected to physical violence	38.7	54.9	203	
	East Marmara	Never-subjected to physical violence	19.8	76.8	426	
		Ever-subjected to physical violence	31.1	65.1	186	
	West Anatolia	Never-subjected to physical violence	25.9	68.5	217	
		Ever-subjected to physical violence	49.5	41.0	160	
	Mediterranean	Never-subjected to physical violence	26.7	69.3	334	
		Ever-subjected to physical violence	35.6	57.4	195	
	Central Anatolia	Never-subjected to physical violence	24.7	70.8	303	
		Ever-subjected to physical violence	42.8	50.5	228	
	West Black Sea	Never-subjected to physical violence	16.3	77.9	397	
		Ever-subjected to physical violence	35.0	55.5	210	
	East Black Sea	Never-subjected to physical violence	15.2	80.1	351	
		Ever-subjected to physical violence	34.2	63.7	129	
	Northeast Anatolia	Never-subjected to physical violence	14.9	75.8	332	
		Ever-subjected to physical violence	34.2	54.5	208	
	Central East Anatolia	Never-subjected to physical violence	23.0	72.1	320	
		Ever-subjected to physical violence	43.8	48.1	150	
	Southeast Anatolia	Never-subjected to physical violence	19.6	75.5	310	
		Ever-subjected to physical violence	43.8	50.9	150	
	Turkey	Never-subjected to physical violence	21.3	74.2	4,086	
		Ever-subjected to physical violence	39.6	52.9	2,198	
	Overall Turkey*			27.8	66.6	6,287

*The reason why the sum of the two columns is not equal to 100 is due to the fact that the "does not know" and "unanswered" choices are not presented in the table.

Annex Table 6.6 The effect of violence on children (by type of residence and region)

Percentage of certain behavioral problems observed among children aged 6-14 according to their mothers' exposure to physical or sexual violence by type of residence and region, Turkey 2014

		Mother's exposure to violence	Frequent nightmares	Bed wetting	Being timid/withdrawn	Aggression toward mother or other children	Crying peevishly	Number of women who have children aged 6-14
Type of residence								
Urban	No	17.0	21.0	40.4	15.5	34.7	1,262	
	Yes	32.2	28.5	54.0	31.8	53.3	828	
Rural	No	23.4	24.7	46.0	23.3	35.9	580	
	Yes	34.9	25.5	49.1	25.6	46.9	356	
Region								
İstanbul	No	14.9	21.6	36.0	12.9	29.5	170	
	Yes	37.0	32.6	62.9	29.3	57.7	127	
West Marmara	No	20.6	14.5	40.8	16.1	40.2	139	
	Yes	27.2	23.4	54.9	30.6	59.5	78	
Aegean	No	16.2	15.6	41.4	15.1	38.5	128	
	Yes	26.2	26.1	44.8	21.0	51.0	91	
East Marmara	No	11.7	23.3	41.4	12.9	31.2	173	
	Yes	24.2	20.0	47.9	34.2	51.5	89	
West Anatolia	No	10.5	17.3	40.5	21.8	31.8	88	
	Yes	30.5	22.7	47.9	31.3	49.6	78	
Mediterranean	No	18.0	24.5	35.3	15.2	40.0	152	
	Yes	31.2	28.7	52.0	29.4	43.3	97	
Central Anatolia	No	16.5	13.3	35.3	12.5	31.9	141	
	Yes	19.0	20.6	46.7	20.5	41.2	130	
West Black Sea	No	16.7	18.6	46.7	17.9	38.3	180	
	Yes	36.4	18.1	43.7	25.2	50.5	83	
East Black Sea	No	21.8	20.1	43.4	17.2	33.6	148	
	Yes	37.3	21.3	62.0	28.4	54.8	62	
Northeast Anatolia	No	24.6	22.9	48.3	17.6	35.1	170	
	Yes	38.9	26.0	67.8	33.6	55.1	135	
Central East Anatolia	No	29.9	24.8	49.2	22.5	35.1	168	
	Yes	43.5	30.0	48.5	38.0	47.6	103	
Southeast Anatolia	No	30.8	32.5	53.4	28.1	39.2	185	
	Yes	40.6	39.6	52.7	44.6	57.5	111	
Turkey		No	18.4	21.8	41.6	17.2	35.0	1,842
		Yes	32.8	27.9	53.0	30.6	51.9	1,184

Annex Table 6.7 The effect of violence on children (by social and demographic characteristics)

Percentage of certain behavioral problems observed among children aged 6-14 according to their mothers' exposure to physical or sexual violence by women's social and demographic characteristics, Turkey 2014

	Mother's exposure to violence	Frequent nightmares	Bed wetting	Being timid/withdrawn	Aggression toward mother or other children	Crying peevishly	Number of women who have children aged 6-14
Age							
15-24	No	(28.3)	(36.4)	(27.1)	(33.2)	(36.7)	39
	Yes	*	*	*	*	*	21
25-34	No	18.2	27.8	41.4	20.2	40.1	821
	Yes	33.1	34.8	58.6	34.1	53.7	525
35-44	No	18.7	17.1	41.6	13.3	30.8	798
	Yes	31.7	21.9	50.1	26.4	51.0	483
45-59	No	15.9	12.2	45.6	17.1	29.5	184
	Yes	35.9	20.7	42.2	28.9	47.2	155
Education							
No education/primary incomplete	No	30.0	30.8	52.2	24.0	41.9	323
	Yes	39.2	33.2	57.7	36.8	60.8	283
Primary school	No	18.2	21.5	43.9	18.3	35.9	929
	Yes	33.8	28.1	53.5	27.7	49.8	609
Secondary school	No	16.0	18.7	37.7	15.6	35.8	199
	Yes	36.1	28.8	59.1	42.1	50.5	133
High school	No	13.0	19.6	34.2	13.4	30.7	283
	Yes	17.8	19.6	42.3	26.2	49.5	121
Undergraduate and graduate	No	10.3	14.6	26.9	6.6	22.8	108
	Yes	(15.9)	(16.2)	(38.1)	(16.8)	(47.5)	37
Occupational status							
Works in a paid job	No	19.1	18.5	35.1	16.1	33.2	556
	Yes	29.6	22.2	48.5	27.1	53.5	389
Does not work in a paid job	No	18.1	23.3	44.4	17.7	35.8	1,284
	Yes	34.2	30.5	55.3	32.1	51.1	794
Wealth level							
Low	No	24.7	26.4	44.8	23.1	41.6	744
	Yes	37.5	30.3	55.5	32.9	54.3	595
Medium	No	12.9	20.6	41.8	15.1	34.5	329
	Yes	32.8	26.8	57.3	30.3	47.7	251
Low	No	16.0	19.0	39.2	13.7	30.4	769
	Yes	26.8	25.5	47.1	27.7	51.7	338
Turkey							
	No	18.4	21.8	41.6	17.2	35.0	1,842
	Yes	32.8	27.9	53.0	30.6	51.9	1,184

Note: The number of observations for the percentages in parenthesis is between 25-49. The cells with less than 25 observations are marked with (*) and the percentages were not given since the number of observations is insufficient.

Annex B5
Annex Tables and Figures of Chapter Seven

Annex Table 7.1 Reasons for physical violence according to women (by type of residence and region)

Percentage of reasons for violence according to women* who have been subjected to physical violence by their husbands or intimate partners, Turkey 2014

	Problem with the man's family	Problem with the woman's family	Financial problems	The man's problems at work	The man is unemployed	The man is drunk	Betrayal of the man	Substance/gambling addiction of the man	The man getting jealous of the woman	Upropping of the man	Physical, mental problems of the man	Problems with the other wife/first wife of the man	Disobedience of the woman	The woman getting jealous of the man	The woman's refusal of sexual intercourse	Woman wanted to break up	Number of women who have experienced physical violence	
Type of residence	Urban	32.3	3.3	22.6	8.9	4.7	7.8	3.9	1.1	12.8	17.4	6.6	0.5	16.0	3.4	2.9	0.6	1,492
	Rural	35.3	2.0	23.5	7.0	6.0	8.2	3.6	0.3	7.7	10.0	4.6	0.6	16.0	3.2	3.7	0.5	739
Region	Istanbul	33.8	4.4	21.8	7.9	3.0	6.0	4.0	2.0	11.0	19.3	3.9	0.0	16.0	6.0	3.0	0.0	216
	West Marmara	29.0	2.9	27.2	11.4	6.5	10.5	2.9	1.1	15.4	17.8	5.7	0.0	15.6	4.2	2.9	1.8	175
	Aegean	31.1	4.2	27.9	8.1	8.0	15.0	6.1	1.0	15.3	15.9	4.0	0.0	16.9	2.6	2.5	0.5	208
	East Marmara	38.7	3.5	23.4	8.5	5.8	11.1	2.5	0.0	10.4	23.9	7.0	0.0	18.6	4.2	1.0	1.0	188
	West Anatolia	34.7	4.0	25.3	10.3	8.6	7.4	2.4	0.0	10.9	13.8	13.1	1.3	17.3	1.7	4.1	1.3	162
	Mediterranean	27.8	2.1	16.8	9.0	4.2	7.3	5.1	0.5	9.6	12.4	6.1	0.5	13.9	2.4	3.2	0.5	198
	Central Anatolia	30.4	2.2	25.5	8.3	1.7	7.5	2.6	0.4	10.9	12.6	5.6	0.4	16.6	1.3	5.1	0.4	230
	West Black Sea	39.3	0.9	19.4	9.9	3.2	9.9	2.9	0.4	12.9	11.7	6.8	0.5	14.9	3.8	7.9	0.5	212
	East Black Sea	33.8	1.5	21.5	12.4	7.6	4.9	3.3	1.8	16.9	14.8	8.6	0.0	8.0	7.5	3.8	0.9	131
	Northeast Anatolia	44.4	3.8	19.4	3.3	5.0	3.1	1.4	1.0	10.9	20.3	6.4	0.5	13.4	1.4	2.4	0.0	208
	Central East Anatolia	32.6	0.0	27.0	6.5	4.9	3.2	1.9	0.6	14.6	12.5	3.7	0.0	18.0	2.1	1.3	0.6	153
Southeast Anatolia	29.3	0.7	20.6	6.0	2.6	2.0	4.6	1.3	8.0	9.9	5.3	2.6	15.9	1.3	1.3	0.0	150	
Turkey	33.0	3.0	22.8	8.4	5.0	7.9	3.8	0.9	11.6	15.7	6.2	0.5	16.0	3.3	3.1	0.6	2,231	

Note: Since the percentages in the table are obtained from multiple answer questions, they cannot be summed and their sums will not be equal to 100%.

*Calculations are based on all women who have been subjected to physical violence by their husbands or intimate partners.

Annex Table 7.1 Reasons for physical violence according to women (by type of residence and region) (continued)
 Percentage of reasons for violence according to women* who have been subjected to physical violence by their husbands or intimate partners, Turkey 2014

Type of residence	The woman neglecting house chores	The woman did not want to get married	The woman feeling guilty/blaming herself	No specific reason	Problems related to the children	Age difference between the woman and man	Pressures from other people	Gossip	Other	Number of women who have experienced physical violence
Urban	1.1	0.9	0.5	11.1	8.9	1.3	0.5	0.1	7.1	1,492
Rural	1.4	0.5	0.1	13.2	14.4	0.5	1.3	0.0	5.3	739
Istanbul	0.5	1.5	1.0	11.9	11.0	1.5	0.5	0.0	5.5	216
West Marmara	0.0	1.1	1.2	11.7	11.3	1.2	1.1	0.0	3.5	175
Aegean	1.3	0.0	0.0	5.3	8.0	0.5	0.9	0.0	8.3	208
East Marmara	0.6	1.0	0.0	10.1	8.5	2.2	0.6	0.0	5.0	188
West Marmara	1.7	0.7	0.7	14.1	7.6	1.3	0.7	0.0	8.0	162
Mediterranean	0.5	0.5	0.0	9.6	11.2	0.5	1.0	0.0	9.1	198
Central Anatolia	1.7	0.4	0.4	14.8	14.7	0.4	0.6	0.4	5.6	230
West Black Sea	0.5	0.5	0.0	13.8	8.0	1.0	0.9	0.0	4.8	212
East Black Sea	0.0	1.6	0.0	20.5	13.3	2.2	0.9	0.0	5.0	131
Northeast Anatolia	1.5	0.5	0.9	11.4	12.9	0.5	0.0	0.0	6.7	208
Central East Anatolia	1.3	0.8	0.0	9.3	19.6	1.3	0.7	0.0	6.6	153
Southeast Anatolia	4.7	0.7	0.7	16.9	7.3	0.7	0.7	0.7	7.3	150
Turkey	1.2	0.8	0.4	11.6	10.2	1.1	0.7	0.1	6.7	2,231

Note: Since the percentages in the table are obtained from multiple answer questions, they cannot be summed and their sums will not be equal to 100%.
 *Calculations are based on all women who have been subjected to physical violence by their husbands or intimate partners.

Annex Table 7.2 Reasons for physical violence according to women (by social and demographic characteristics)

Percentage of reasons for violence according to women* who have been subjected to physical violence by their husbands or intimate partners by basic social and demographic characteristics, Turkey 2014

	Problems with the man's family	Problems with the woman's family	Financial problems	The man's problems at work	The man is unemployed	The man is drunk	Betrayal of the man	Substance/gambling addiction of the man	The man getting jealous of the woman	Upropping of the man	Physical, mental problems of the man	Problems with the other wife/first wife of the man	Disobedience of the woman	The woman getting jealous of the man	The woman's refusal of sexual intercourse	Woman wanted to break up	Number of women who have experienced physical violence
Age																	
15-24	29.2	0.0	15.4	4.0	3.7	3.1	1.2	0.3	26.7	15.8	11.4	0.0	19.1	7.0	6.1	2.6	147
25-34	37.1	4.8	22.9	9.5	5.2	4.8	3.8	0.7	12.4	16.0	4.9	0.6	17.8	4.3	2.6	0.7	632
35-44	34.9	2.6	22.6	9.9	4.8	7.9	5.0	0.7	11.4	18.0	6.2	0.0	15.7	3.5	3.5	0.5	656
45-59	28.5	2.3	24.3	7.1	5.3	11.5	3.3	1.3	8.4	13.5	6.3	1.0	14.1	1.7	2.7	0.1	796
Education																	
No education/primary incomplete	30.0	1.0	24.4	8.5	6.1	6.7	3.2	0.7	9.7	13.6	4.4	0.8	17.4	3.0	2.8	0.1	532
Primary school	35.3	3.3	25.4	7.4	5.2	7.6	4.4	0.8	9.5	13.4	5.5	0.7	15.3	2.5	3.5	0.4	1,134
Secondary school	33.3	2.6	20.2	10.9	4.9	10.0	2.5	1.8	18.1	20.5	7.3	0.0	20.6	4.9	2.4	1.1	268
High school	32.0	5.4	17.0	8.5	3.3	8.2	4.0	1.1	13.6	18.3	6.8	0.0	10.2	6.7	3.5	0.9	208
Undergraduate and graduate	23.0	3.7	7.6	12.3	2.6	10.9	3.3	0.0	21.6	30.8	16.2	0.0	17.9	2.7	1.4	2.2	88
Relationship status																	
Currently married	33.7	3.1	22.6	8.0	4.4	6.4	3.2	0.8	9.2	14.5	5.3	0.5	16.6	3.2	2.7	0.3	1,923
Never-married, ever-partnered**	(7.9)	(0.0)	(1.6)	(0.0)	(0.0)	(1.9)	(0.0)	(0.0)	(59.0)	(24.9)	(8.6)	(0.0)	(17.7)	(12.1)	(3.8)	(11.0)	33
Widowed	28.3	2.9	22.0	6.7	6.2	13.6	2.4	0.0	15.5	13.3	5.7	0.0	10.4	3.7	3.8	0.0	85
Divorced/separated	32.1	2.8	28.4	15.0	11.0	21.7	11.3	2.6	26.0	26.8	15.1	1.2	11.9	3.2	6.6	1.4	190
Occupational status																	
Works in a paid job	30.2	2.9	23.7	10.7	5.7	9.4	4.4	1.0	13.9	17.7	7.2	0.2	16.9	3.1	3.9	0.5	728
Does not work in a paid job	34.2	3.0	22.3	7.3	4.7	7.2	3.5	0.9	10.6	14.8	5.7	0.6	15.6	3.4	2.8	0.6	1,502
Wealth level																	
Low	33.7	2.7	27.7	8.2	6.2	7.7	3.7	0.8	9.0	14.2	5.5	0.9	15.2	3.1	3.9	0.5	1,106
Medium	33.8	3.4	23.6	8.4	7.8	8.4	4.0	1.0	13.9	13.9	5.6	0.5	16.4	2.2	2.7	0.5	478
High	31.6	3.1	16.2	8.8	1.8	7.9	3.9	1.1	13.5	18.8	7.3	0.0	16.7	4.3	2.4	0.6	647
Turkey	33.0	3.0	22.8	8.4	5.0	7.9	3.8	0.9	11.6	15.7	6.2	0.5	16.0	3.3	3.1	0.6	2,231

Note: The number of observations of the percentages in parenthesis is between 25-49. Since the percentages in the table are obtained from multiple answer questions, they cannot be summed and their sums will not be equal to 100%. *Calculations are based on all women who have been subjected to physical violence by their husbands or intimate partners. **Had a fiancée, betrothed, boyfriend.

Annex Table 7.2 Reasons for physical violence according to women (by social and demographic characteristics) (continued)

Percentage of reasons for violence according to women* who have been subjected to physical violence by their husbands or intimate partners by basic social and demographic characteristics, Turkey 2014

	The woman neglecting house chores	The woman did not want to get married	The woman feeling guilty/blaming herself	No specific reason	Problems related to the children	Age difference between the woman and man	Pressures from other people	Gossip	Other	Number of women who have experienced physical violence
Age										
15-24	1.1	1.2	0.2	6.1	7.0	0.4	0.9	0.0	11.4	147
25-34	0.9	1.4	0.7	10.4	7.0	1.0	1.1	0.0	6.6	632
35-44	1.1	0.4	0.4	10.9	11.5	1.6	0.4	0.2	5.7	656
45-59	1.5	0.5	0.3	14.2	12.5	0.9	0.6	0.1	6.8	796
Education										
No education/primary incomplete	1.6	0.9	0.3	13.9	13.1	0.7	0.6	0.0	6.3	532
Primary school	1.3	0.4	0.3	11.1	10.7	0.9	0.7	0.2	5.1	1,134
Secondary school	0.7	1.4	0.0	10.5	6.4	0.8	0.9	0.0	12.7	268
High school	0.0	1.9	1.2	9.8	7.7	1.0	1.0	0.0	9.0	208
Undergraduate and graduate	2.1	0.0	2.1	13.2	7.6	6.1	0.0	0.0	5.0	88
Relationship status										
Currently married	1.2	0.7	0.5	11.6	11.3	0.7	0.6	0.1	6.5	1,923
Never-married, ever-partnered **	(0.0)	(0.0)	(0.0)	(3.1)	(0.0)	(0.0)	(0.0)	(0.0)	(9.6)	33
Widowed	3.4	0.0	0.0	13.8	8.2	2.3	0.0	0.7	9.9	85
Divorced/separated	0.3	2.5	0.0	12.1	2.1	5.0	1.9	0.0	7.1	190
Occupational status										
Works in a paid job	0.5	1.1	0.1	10.4	11.7	1.1	1.3	0.0	7.4	728
Does not work in a paid job	1.5	0.6	0.6	12.2	9.5	1.1	0.4	0.1	6.4	1,502
Wealth level										
Low	0.9	0.2	0.2	12.8	11.3	1.0	1.1	0.0	6.8	1,106
Medium	2.9	1.7	0.5	11.4	8.9	0.5	0.7	0.0	4.8	478
High	0.4	0.9	0.7	10.2	9.6	1.6	0.3	0.2	7.8	647
Turkey	1.2	0.8	0.4	11.6	10.2	1.1	0.7	0.1	6.7	2,231

Note: The number of observations of the percentages in parenthesis is between 25-49. Since the percentages in the table are obtained from multiple answer questions, they cannot be summed and their sums will not be equal to 100%.

*Calculations are based on all women who have been subjected to physical violence by their husbands or intimate partners.

**Had a fiancée, betrothed, boyfriend

Annex Table 7.3 The impact of fighting back against violence for self-defense on violence

Percentage of the impact of women* fighting back against the physical violence that they have experienced by their husbands or intimate partners in order to protect themselves from violence by basic social and demographic characteristics, Turkey 2014

	The relationship continues				The relationship ended				Number of women who have fought back against violence
	Violence increased	Violence decreased	Violence did not change	Violence stopped	Violence increased	Violence decreased	Violence did not change	Violence stopped	
Type of residence									
Urban	31.0	9.9	15.1	36.7	4.4	0.5	0.4	1.9	480
Rural	32.9	9.5	15.9	32.6	4.6	0.7	0.4	3.3	137
Region									
Istanbul	27.8	9.7	19.3	38.7	1.5	0.0	0.0	2.9	75
West Marmara	18.9	12.0	18.8	40.2	4.1	1.5	0.0	4.5	68
Aegean	41.9	7.3	13.4	28.9	4.3	0.0	1.5	2.7	71
East Marmara	28.7	8.2	9.7	47.1	3.1	0.0	0.0	3.2	60
West Anatolia	(37.3)	(10.9)	(13.0)	(22.3)	(14.3)	(2.2)	(0.0)	(0.0)	48
Mediterranean	32.5	13.9	11.5	42.1	0.0	0.0	0.0	0.0	58
Central Anatolia	21.8	14.1	21.8	36.2	2.0	2.0	0.0	2.0	50
West Black Sea	16.9	3.4	15.2	57.4	5.6	0.0	0.0	1.6	58
East Black Sea	(26.5)	(4.6)	(8.2)	(43.6)	(3.0)	(0.0)	(5.3)	(8.9)	38
Northeast Anatolia	(28.8)	(6.3)	(15.9)	(32.3)	(10.4)	(0.0)	(0.0)	(6.4)	31
Central East Anatolia	(38.8)	(6.7)	(18.5)	(26.3)	(2.9)	(3.9)	(2.9)	(0.0)	33
Southeast Anatolia	(37.2)	(15.3)	(18.3)	(18.3)	(10.9)	(0.0)	(0.0)	(0.0)	27
Age									
15-24	24.4	13.6	14.1	41.0	6.4	0.0	0.0	0.5	60
25-34	34.9	10.1	17.0	31.2	3.3	0.8	0.4	2.2	208
35-44	30.1	8.0	14.2	38.9	4.1	0.9	0.8	3.1	171
45-59	30.3	10.3	14.5	37.6	5.5	0.0	0.2	1.6	178
Education									
No education/primary incomplete	27.2	18.3	19.1	30.2	5.2	0.0	0.0	0.0	89
Primary school	36.2	7.8	15.6	34.0	3.6	0.2	0.5	2.1	284
Secondary school	29.9	12.6	14.9	36.4	5.0	0.0	0.4	0.8	99
High school	25.1	11.0	7.9	48.1	4.4	1.1	0.5	1.9	98
Undergraduate and graduate	(23.5)	(0.09)	(22.0)	(35.3)	(6.8)	(3.1)	(0.7)	(8.7)	46
Wealth level									
Low	36.6	10.9	14.2	29.1	7.1	0.2	0.2	1.6	246
Medium	30.8	8.6	20.2	34.4	2.5	0.4	1.3	1.8	133
High	27.1	9.7	13.6	42.7	3.2	0.8	0.2	2.7	238
Turkey	31.2	9.9	15.2	36.1	4.4	0.5	0.4	2.1	617

Note: The number of observations of the percentages in parenthesis is between 25-49

*Calculations are based on all women who have fought back against physical violence that they have experienced by their husbands or intimate partners.

Annex Table 7.4 The first place that women go after leaving their homes due to violence
 Percentage of the places that the women who have left their homes at least once went the last time they have left their homes due to physical and/or sexual violence by their husbands or intimate partners by women's social and demographic characteristics, Turkey 2014

Type of residence	Own family	Own relatives	The man's family/relatives	Friend	Neighbor	Police/gendarmerie	KOZA/ŞÖNİM	Women's organization	Hotel/hostel	Other*	Number of women who have ever left their homes
Urban	79.6	7.2	2.4	2.8	1.1	1.3	0.0	0.4	0.0	5.2	485
Rural	85.3	5.6	3.0	1.1	0.9	0.8	0.0	0.0	0.0	3.4	184
Istanbul	76.5	8.4	1.7	1.7	1.7	1.7	0.0	1.7	0.0	6.7	63
West Marmara	75.0	13.4	1.5	6.7	3.5	0.0	0.0	0.0	0.0	.0	60
Aegean	90.2	3.9	2.2	1.1	0.0	0.0	0.0	0.0	0.0	2.5	78
East Marmara	80.0	5.3	2.7	7.5	0.0	1.5	0.0	0.0	0.0	3.0	72
West Anatolia	76.3	7.3	1.8	1.8	0.0	3.6	0.0	0.0	0.0	9.1	57
Mediterranean	81.9	5.9	0.0	2.1	2.1	0.0	0.0	0.0	0.0	8.0	50
Central Anatolia	75.4	9.9	6.6	1.7	1.6	1.6	0.0	0.0	0.0	3.2	62
West Black Sea	79.2	10.7	5.1	1.8	0.0	1.6	0.0	0.0	0.0	1.7	59
East Black Sea	(78.6)	(2.7)	(5.5)	(2.7)	(2.1)	(0.0)	(0.0)	(0.0)	(0.0)	(8.2)	42
Northeast Anatolia	79.3	4.1	8.3	2.2	2.2	1.9	0.0	0.0	0.0	2.0	51
Central East Anatolia	*	*	*	*	*	*	*	*	*	*	24
Southeast Anatolia	84.3	7.8	3.9	2.0	2.0	0.0	0.0	0.0	0.0	0.0	51
Age											
15-24	(82.7)	(1.2)	(1.8)	(3.8)	(2.7)	(0.0)	(0.0)	(0.0)	(0.0)	(7.8)	45
25-34	83.1	7.8	2.6	2.5	0.1	1.1	0.0	0.0	0.0	2.8	220
35-44	77.6	8.5	1.7	3.1	3.0	0.6	0.0	1.2	0.0	4.3	193
45-59	80.3	5.6	3.2	1.8	0.0	2.1	0.0	0.0	0.0	7.0	211
Education											
No education/primary incomplete	78.3	5.5	4.6	1.0	3.7	2.4	0.0	0.0	0.0	4.5	118
Primary school	77.8	8.4	2.2	2.4	0.5	1.6	0.0	0.6	0.0	6.4	346
Secondary school	85.4	7.6	1.2	2.4	0.3	0.0	0.0	0.0	0.0	3.0	106
High school	88.8	1.1	2.6	3.7	1.3	0.0	0.0	0.0	0.0	2.5	77
Undergraduate and graduate	*	*	*	*	*	*	*	*	*	*	21
Wealth level											
Low	78.5	8.3	1.9	1.6	1.4	2.2	0.0	0.0	0.0	6.2	324
Medium	83.1	6.9	3.4	2.0	0.0	1.1	0.0	0.0	0.0	3.5	155
High	81.9	5.1	2.7	4.0	1.3	0.0	0.0	1.0	0.0	4.0	190
Turkey	80.7	6.9	2.5	2.5	1.1	1.2	0.0	0.3	0.0	4.8	669

Note: The number of observations of the percentages in parenthesis is between 25-49. The cells with less than 25 observations are marked with * and the percentages were not given since the number of observations is insufficient. *Other: Places such as a separate house/second house, their children's house, outside etc.

Annex Table 7.5 Reasons for leaving home due to violence

Percentage of the last reasons of women for leaving their homes due to physical and/or sexual violence by their husbands or intimate partners by women's social and demographic characteristics, Turkey 2014

	Her family/ relatives encouraged her	She could not endure it anymore	She got badly injured	She got scared that the man will kill her	The man threatened/ tried to kill her	The man threatened/ beat her children	She could not stand her children being upset	She was kicked out of the house	Violence/ Beating/ slapping	Number of women who have ever left their homes
Type of residence	Urban	3.8	5.5	5.1	5.9	4.7	3.8	6.6	2.7	485
	Rural	1.9	10.3	2.7	4.8	1.4	3.6	13.4	4.7	184
Region	Istanbul	5.0	6.9	6.7	5.2	5.0	1.7	6.9	0.0	63
	West Marmara	4.9	9.7	1.5	3.0	6.9	4.9	6.2	5.2	60
	Aegean	2.5	71.1	3.9	4.2	8.1	2.2	3.7	4.8	78
	East Marmara	1.5	69.2	2.7	5.4	3.9	6.7	10.6	2.3	72
	West Anatolia	1.1	75.9	12.2	9.3	13.0	5.6	5.6	3.7	57
	Mediterranean	4.2	60.3	3.3	5.4	3.8	1.6	5.6	8.0	50
	Central Anatolia	3.3	62.4	12.8	0.0	4.8	6.6	9.7	5.0	62
	West Black Sea	1.7	77.8	4.9	1.6	6.7	0.0	5.2	11.8	59
	East Black Sea	(5;5)	(86;0)	(7;6)	(0;0)	(5;5)	(0;0)	(2;1)	(11;4)	42
	Northeast Anatolia	2.0	76.1	4.0	3.9	3.9	0.0	4.1	15.8	51
	Central East Anatolia	*	*	*	*	*	*	*	*	*
Southeast Anatolia	6.0	76.0	6.0	0.0	0.0	2.0	0.0	12.0	6.0	51
Age	15-24	(2;2)	(0;7)	(6;7)	(5;4)	(2;1)	(1;3)	(2;9)	(4;3)	45
	25-34	3.3	69.5	7.2	6.4	6.0	3.9	6.6	2.3	220
	35-44	5.8	76.7	5.9	3.6	5.5	7.7	5.8	2.4	193
	45-59	1.6	77.6	7.1	3.2	5.5	4.3	2.3	4.3	211
	No education/primary incomplete	1.6	79.2	6.0	2.3	3.1	6.6	6.4	13.9	2.2
Education	Primary school	3.3	72.4	5.3	4.3	5.5	3.4	9.3	3.1	346
	Secondary school	8.7	65.2	7.2	5.6	2.3	5.0	4.5	1.0	106
	High school	0.0	80.5	5.5	4.9	8.9	3.2	1.1	5.7	77
Undergraduate and graduate	*	*	*	*	*	*	*	*	*	21
Wealth level	Low	3.3	75.8	6.3	4.8	6.6	5.1	8.6	3.6	324
	Medium	3.4	71.1	4.1	6.0	4.8	1.7	7.0	0.7	155
	High	3.6	73.5	8.2	3.5	4.4	4.4	2.1	4.0	190
Turkey	3.4	73.9	6.4	4.6	5.7	4.1	3.8	7.9	3.1	669

Note: The number of observations of the percentages in parenthesis is between 25-49. The cells with less than 25 observations are marked with * and the percentages were not given since the number of observations is insufficient. Since the percentages in the table are obtained from multiple answer questions, they cannot be summed and their sums will not be equal to 100%.

Annex Table 7.5 Reasons for leaving home due to violence (continued)

Percentage of the last reasons of women for leaving their homes due to physical and/or sexual violence by their husbands or intimate partners by women's social and demographic characteristics, Turkey 2014

Type of residence	The woman going into depression/feeling depressed							Number of women who have ever left their homes		
	Problems with the man's family	Bad habits of the man	Divorce/separation	Conflicts/fights	Leaving home for a short period for threatening	Financial problems	The man's betrayal		Other	
Region	Urban	6.0	1.0	2.2	3.3	2.0	2.2	2.5	6.7	485
	Rural	4.6	0.7	0.0	0.0	2.7	3.3	5.4	4.1	184
Istanbul	West Marmara	8.4	1.7	0.0	1.7	1.7	1.7	1.7	5.0	63
	Aegean	4.9	1.7	3.2	3.5	0.0	0.0	3.5	4.9	60
	East Marmara	6.7	0.0	0.0	3.9	7.4	1.1	6.0	4.2	78
	West Anatolia	0.0	1.5	5.7	2.7	1.5	2.5	3.0	3.0	72
	Mediterranean	7.4	0.0	1.9	3.7	0.0	3.7	3.7	9.1	57
	Central Anatolia	5.9	0.0	0.0	4.2	4.2	5.9	1.6	6.4	50
	West Black Sea	0.0	1.7	3.2	3.3	0.0	1.7	1.7	8.0	62
	East Black Sea	3.5	1.6	0.0	0.0	0.0	1.8	1.8	5.0	59
	Northeast Anatolia	(4.2)	(2.1)	(2.7)	(2.7)	(0.0)	(2.7)	(9.1)	(11.6)	42
	Central East Anatolia	10.4	0.0	0.0	0.0	0.0	2.0	0.0	4.0	51
Southeast Anatolia	*	*	*	*	*	*	*	*	*	24
Age	15-24	6.0	2.0	2.0	0.0	0.0	2.0	2.0	11.8	51
	25-34	(5.0)	(2.9)	(4.0)	(0.0)	(0.0)	(4.2)	(2.6)	(10.6)	45
	35-44	12.8	0.2	2.5	3.0	1.3	3.8	3.7	7.7	220
	45-59	2.4	1.5	1.6	4.6	2.6	1.3	3.0	2.8	193
	60 and over	0.8	0.9	0.5	1.0	3.1	1.3	2.3	6.8	211
Education	No education/primary incomplete	1.9	0.0	0.0	1.0	2.7	3.4	6.1	4.1	118
	Primary school	7.7	1.3	1.6	2.7	2.5	1.8	2.1	5.4	346
	Secondary school	7.5	1.6	1.4	3.0	1.5	2.7	2.2	10.8	106
	High school	2.3	0.0	1.5	4.7	1.7	3.9	5.1	8.2	77
Undergraduate and graduate	*	*	*	*	*	*	*	*	*	21
Wealth level	Low	5.7	0.4	1.1	1.1	2.0	3.7	2.7	4.0	324
	Medium	5.2	2.0	3.6	2.8	3.0	2.0	5.3	7.1	155
	High	6.2	1.0	1.3	4.6	1.8	1.0	1.9	8.5	190
Turkey	5.8	0.9	1.8	2.7	2.1	2.4	3.0	6.2	669	

Note: The number of observations of the percentages in parenthesis is between 25-49. The cells with less than 25 observations are marked with *, and the percentages were not given since the number of observations is insufficient. Since the percentages in the table are obtained from multiple answer questions, they cannot be summed and their sums will not be equal to 100%.

Annex Table 7.6 Reasons for returning after leaving home due to violence

Percentage of the reasons of women for returning home after leaving their homes at least once due to physical and/or sexual violence by their husbands or intimate partners by women's social and demographic characteristics, Turkey 2014

	She was ashamed/accused	She was scored that her relationship will end	She was scored of the threats/scored that violence will increase	She did not want to be a divorcee	She did not think that the violence was severe	She loved/forgave her husband	She thought that the man would change	The man wanted her to return	The man threatened her	She was scored that her kids would be unhappy	She was scored that she would lose her children	Her children wanted to return/wanted her to return	She was scored to bring bad reputation to her family	She placed importance to matrimony	Her family wanted/forced her to return	Her husband's family wanted/forced her to return	She could not provide for her children	She could not stay in the place she went to any longer	Other	Number of women who have ever left and ever return home	
Type of residence																					
Region																					
Urban	7.0	4.7	1.4	7.6	1.9	20.2	19.3	18.5	1.5	52.1	28.0	21.4	5.5	7.0	14.4	6.5	5.5	6.5	12.3	420	
Rural	8.2	2.5	2.5	8.9	5.5	16.2	14.7	25.9	1.0	57.7	32.1	14.0	7.5	8.3	16.3	9.6	1.6	8.0	11.5	154	
Istanbul	4.0	8.0	2.2	4.0	2.0	19.9	13.9	6.0	2.0	58.2	26.4	20.1	6.2	8.0	13.9	4.2	8.0	8.2	17.9	52	
West Marmara	(3.9)	(3.9)	(1.8)	(8.1)	(0.0)	(28.5)	(30.6)	(26.7)	(0.0)	(67.3)	(9.9)	(14.4)	(8.4)	(8.1)	(8.1)	(1.8)	(3.6)	(7.8)	(7.8)	49	
Aegean	8.4	1.6	1.2	10.5	5.9	14.8	16.0	17.5	0.0	58.5	26.3	17.6	1.6	8.3	11.4	10.3	6.2	1.2	8.3	70	
East Marmara	13.0	4.7	0.0	15.7	4.7	24.5	32.0	21.4	1.7	62.5	28.8	28.3	9.6	9.9	10.2	4.5	3.1	7.9	4.8	63	
West Anatolia	(10.2)	(5.1)	(0.0)	(10.2)	(0.0)	(25.8)	(26.9)	(23.3)	(0.0)	(38.6)	(15.3)	(16.7)	(7.6)	(10.2)	(25.4)	(5.1)	(2.5)	(2.5)	(12.7)	41	
Mediterranean	(2.4)	(6.7)	(2.4)	(2.4)	(0.0)	(21.4)	(16.5)	(28.1)	(0.0)	(38.1)	(37.5)	(30.8)	(2.4)	(3.7)	(15.6)	(2.4)	(2.4)	(9.2)	(18.9)	43	
Central Anatolia	11.4	0.0	0.0	7.8	3.9	15.6	13.6	19.2	1.9	57.2	30.6	17.2	3.8	9.6	7.7	5.7	7.7	5.8	17.3	52	
West Black Sea	2.2	2.2	2.2	8.2	0.0	10.2	14.5	18.0	1.9	48.6	40.5	22.2	2.1	8.4	13.9	7.8	6.1	16.2	6.5	50	
East Black Sea	(13.2)	(3.2)	(0.0)	(11.5)	(12.1)	(18.1)	(13.4)	(35.2)	(3.2)	(78.0)	(46.6)	(17.4)	(8.2)	(12.2)	(12.2)	(12.2)	(2.5)	(3.2)	(8.2)	35	
Northeast Anatolia	(2.0)	(2.1)	(2.2)	(8.1)	(0.0)	(20.1)	(12.4)	(24.5)	(2.0)	(55.3)	(22.2)	(14.1)	(12.1)	(6.1)	(12.1)	(10.0)	(0.0)	(8.2)	(12.4)	49	
Central East Anatolia	*	*	*	*	*	*	*	*	*	*	*	*	*	*	*	*	*	*	*	*	23
Southeast Anatolia	(10.6)	(2.1)	(4.3)	(4.2)	(0.0)	(14.9)	(10.6)	(25.5)	(4.3)	(42.5)	(38.3)	(8.5)	(8.5)	(0.0)	(21.3)	(17.0)	(4.3)	(10.6)	(10.6)	47	
Age																					
15-24	(1.1)	(0.0)	(4.6)	(12.3)	(0.0)	(19.3)	(20.5)	(31.3)	(0.0)	(37.8)	(15.3)	(2.5)	(7.2)	(7.2)	(15.4)	(6.2)	(0.0)	(5.5)	(19.3)	36	
25-34	7.2	5.1	2.2	6.2	2.6	25.7	17.4	22.9	0.1	51.3	23.7	18.6	5.4	6.6	12.9	6.6	5.9	6.6	18.1	192	
35-44	8.8	4.0	0.7	8.7	3.5	14.7	16.0	14.9	1.4	55.7	31.7	20.7	3.6	7.6	16.9	6.3	5.7	11.2	7.9	166	
45-59	6.9	4.3	1.3	8.0	2.2	16.6	21.4	18.7	3.1	56.0	34.5	24.4	8.2	7.7	14.9	8.4	3.5	3.2	7.7	180	
Education																					
No education/primary incomplete	6.1	3.6	2.2	7.5	1.7	17.0	14.3	13.3	4.7	51.4	34.5	25.3	10.3	5.6	14.2	11.1	2.4	3.3	8.0	107	
Primary school	9.7	4.6	1.2	9.4	3.2	18.2	17.8	17.9	0.9	58.9	34.0	18.9	5.0	8.6	16.3	7.4	5.7	7.8	11.2	303	
Secondary school	4.8	4.4	4.4	5.5	1.9	17.5	17.4	31.7	0.9	51.5	24.4	19.7	1.6	4.5	15.3	5.2	9.0	4.5	7.4	92	
High school	1.6	4.3	0.0	5.4	1.5	30.8	22.3	21.1	0.0	30.9	8.5	18.5	10.5	7.9	7.0	2.2	0	7.9	26.9	58	
Undergraduate and graduate	*	*	*	*	*	*	*	*	*	*	*	*	*	*	*	*	*	*	*	*	13
Wealth level																					
Low	7.9	1.3	1.8	5.8	2.4	15.0	18.7	17.3	2.6	53.1	33.0	19.5	7.7	5.2	19.9	7.9	4.8	8.2	9.6	278	
Medium	9.0	6.4	3.9	11.5	2.1	17.8	15.2	25.6	0.8	53.0	28.8	18.8	4.6	11.6	13.0	6.8	7.4	4.3	14.8	130	
High	5.3	6.4	0.0	7.9	3.1	26.0	20.2	19.4	0.3	53.4	23.7	21.5	4.5	7.0	9.7	6.2	3.0	6.5	13.5	166	
Turkey	7.2	4.3	1.7	7.8	2.6	19.5	18.4	19.9	1.4	53.2	28.8	20.0	5.9	7.3	14.8	7.0	4.8	6.7	12.1	574	

Note: The number of observations of the percentages in parenthesis is between 25-49. The cells with less than 25 observations are marked with (*) and the percentages were not given since the number of observations is insufficient. Since the percentages in the table are obtained from multiple answer questions, they cannot be summed and their sums will not be equal to 100%.

Annex Table 7.7 Reasons for not leaving home due to violence		Percentage of the reasons for not leaving home of women who have never left their homes due to physical and/or sexual violence by their husbands or intimate partners by women's social and demographic characteristics, Turkey 2014															Number of women who have never left their homes		
Type of residence	Urban	Rural	Not a serious problem to go anywhere else	Financial reasons	Did not know where to apply	There are no institutions/organizations to where she can apply	She was astamed/ scored that she would be accused	She did not believe that she could get help	She was scored that her relationship will end	She was scored of the threats/ violence will increase	She blamed herself	She thought that it was a one-time thing	She loved/ forgave the man	She thought that the man will change	She was scored that her kids will be unhappy	She was scored that she would lose her children	She was scored to bring bad reputation to her family	Other	
Region	Urban	14.0	54.2	4.5	1.6	0.3	7.5	2.3	3.2	2.2	2.1	4.2	13.8	5.6	25.9	17.8	7.9	11.3	1,046
	Rural	14.2	54.3	2.8	1.6	0.0	9.8	1.0	5.1	0.9	2.4	5.1	18.8	5.6	29.5	21.1	8.3	7.2	575
Region	Istanbul	16.3	59.0	2.0	1.4	0.7	6.8	2.0	2.1	2.7	1.4	6.1	10.1	6.8	24.6	21.3	10.2	5.5	156
	West Marmara	14.9	50.0	6.6	0.0	0.0	11.0	1.8	5.2	1.0	1.8	7.1	23.3	11.4	25.2	14.1	12.1	5.5	109
	Aegean	17.6	43.3	5.6	4.1	0.0	7.3	1.7	6.4	0.0	3.0	6.9	15.7	7.7	34.8	18.5	5.4	16.8	130
	East Marmara	8.9	58.5	3.4	1.4	0.0	17.6	2.5	7.2	3.1	5.1	9.3	14.9	1.8	23.0	13.8	9.8	7.8	122
	West Anatolia	12.5	60.1	4.5	1.9	0.0	6.0	1.0	4.0	2.5	2.1	4.5	22.5	8.3	27.6	11.8	6.0	12.5	112
	Mediterranean	14.1	52.6	4.2	0.7	0.0	1.1	1.4	1.3	2.2	1.4	1.1	17.5	1.7	29.1	22.9	2.6	13.1	153
Region	Central Anatolia	16.8	53.3	10.4	3.5	0.6	12.7	2.9	1.7	0.6	2.9	4.2	8.1	2.9	26.1	14.0	6.3	10.4	173
	West Black Sea	18.9	56.1	4.5	2.5	0.0	7.1	3.3	0.7	0.6	1.9	0.6	11.1	3.3	20.8	16.1	8.9	10.5	154
	East Black Sea	16.6	43.4	3.1	0.0	1.2	9.2	0.0	5.5	3.7	4.7	2.9	16.0	5.6	41.8	34.5	7.6	9.9	93
Age	15-24	19.1	48.6	0.0	6.3	0.0	18.7	1.7	4.4	1.4	0.0	8.5	26.0	10.3	13.0	16.2	7.5	5.7	90
	25-34	10.4	54.5	3.2	0.6	0.1	6.0	2.2	3.7	1.5	3.6	4.9	18.1	5.0	27.6	17.8	8.0	12.5	433
	35-44	13.3	53.0	4.9	1.7	0.6	7.7	2.3	3.9	4.1	1.8	4.3	14.3	6.3	28.1	18.7	8.3	11.2	480
Education	45-59	16.6	55.9	4.6	1.6	0.0	8.4	1.6	3.4	0.5	1.7	3.5	11.9	4.8	27.1	19.5	7.8	8.5	618
	No education/primary incomplete	14.9	55.2	3.4	1.0	0.0	10.7	1.5	4.5	1.7	2.1	2.0	13.1	5.7	26.8	23.3	13.2	7.3	437
	Primary school	14.3	56.5	5.3	2.0	0.4	7.2	1.9	3.8	1.2	2.0	4.6	16.5	5.1	28.3	18.0	6.7	8.9	829
Education	Secondary school	14.3	49.0	2.2	2.5	0.0	8.8	3.2	2.4	2.9	3.0	6.0	18.1	4.4	20.0	14.8	5.8	12.0	163
	High school	9.2	52.9	2.0	0.0	0.0	5.9	1.9	3.7	0.0	1.4	6.4	13.4	9.5	29.8	13.9	4.0	15.5	132
Undergraduate and graduate	16.5	40.1	2.0	1.2	0.0	7.8	3.3	1.4	1.4	11.5	3.7	5.4	5.2	4.2	19.5	20.4	9.0	25.5	60
Wealth level	Low	17.1	52.9	4.2	1.4	0.1	9.0	2.0	5.2	1.1	2.7	4.5	15.4	6.6	27.6	20.5	8.2	8.1	815
	Medium	12.3	53.9	3.5	1.9	0.1	7.4	2.0	1.8	2.0	1.9	1.9	18.3	5.2	26.5	20.0	8.3	10.6	337
	High	11.4	56.3	4.2	1.7	0.4	7.4	2.1	2.9	2.8	1.7	5.7	12.6	4.5	26.0	15.4	7.5	12.7	469
Turkey	14.1	54.3	4.0	1.6	0.2	8.1	2.0	3.7	1.9	2.2	4.4	15.0	5.6	26.8	18.6	8.0	10.3	1,621	

Note: Since the percentages in the table are obtained from multiple answer questions, they cannot be summed and their sums will not be equal to 100%.

Annex Table 7.8 Reasons for applying to institutions/organizations due to violence

Percentage of the reasons for applying to institutions of women who have ever applied to institutions/organizations due to physical and/or sexual violence by their husbands or intimate partners by women's social and demographic characteristics, Turkey 2014

	She could not endure it anymore	She got badly injured	The man threatened/attempted to kill her	She was scared that her husband will kill her	She wanted them to talk with the man	To get a health report	To get legal support	To get financial support	For requesting shelter	To get psychological support	Her family/friends encouraged her	Problems related to the children	She was kicked out of the house	Other	Number of women who have applied to at least one institution/organization
Type of residence															
Urban	67.9	29.8	21.7	19.4	6.4	12.6	26.6	7.6	11.2	5.8	1.0	3.7	0.1	4.7	184
Rural	72.3	31.4	19.4	14.2	17.7	8.3	18.5	5.2	5.3	8.4	4.1	3.0	0.0	11.7	63
Age															
15-24	*	*	*	*	*	*	*	*	*	*	*	*	*	*	16
25-34	67.0	31.4	19.8	11.2	8.5	13.8	29.0	10.1	10.9	5.0	2.7	3.5	0.3	3.5	80
35-44	73.9	24.7	23.2	19.7	12.5	13.0	33.1	3.2	9.8	5.6	1.3	4.3	0.0	5.6	79
45-59	66.0	34.6	20.9	25.0	3.6	10.3	16.0	9.7	7.5	9.7	0.7	3.4	0.0	6.6	72
Wealth level															
Low	68.2	28.3	20.4	19.4	10.6	14.7	24.7	8.6	13.8	7.5	0.0	4.0	0.2	4.2	120
Medium	67.6	25.5	23.2	20.1	5.5	15.0	21.0	7.6	7.9	3.1	7.9	1.1	0.0	12.4	56
High	69.9	35.3	21.5	16.4	6.4	6.1	28.6	5.1	6.4	6.4	0.0	4.4	0.0	4.1	71
Turkey	68.7	30.0	21.3	18.5	8.2	11.9	25.3	7.2	10.2	6.3	1.5	3.6	0.1	5.8	247

Note: The cells with less than 25 observations are marked with (*) and the percentages were not given since the number of observations is insufficient. Since the percentages in the table are obtained from multiple answer questions, they cannot be summed and their sums will not be equal to 100%.

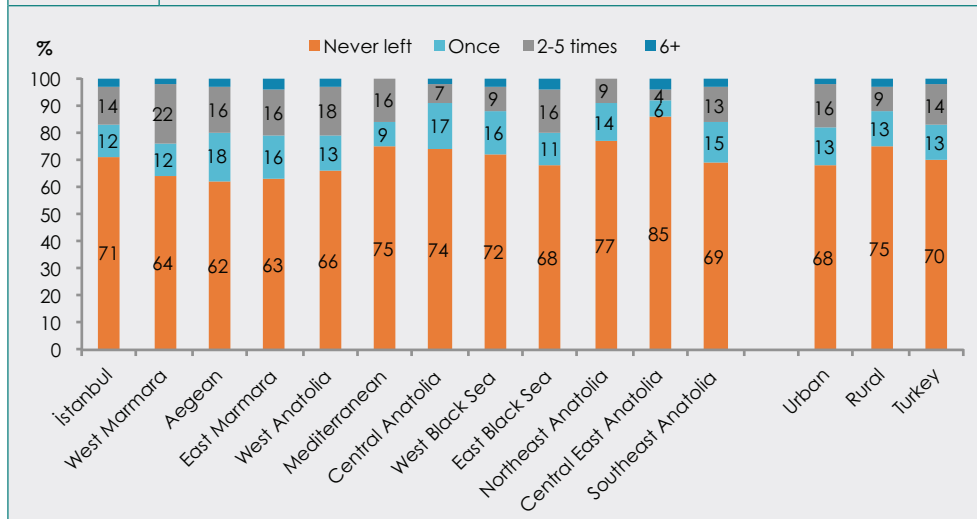
Annex Table 7.9 Reasons for not applying to institutions/organizations due to violence																		
Percentage of reasons for not applying to institutions according to women who have never applied to any institutions/organizations due to physical and/or sexual violence by their husbands or intimate partners by women's social and demographic characteristics, Turkey 2014																		
	Did not know where to apply	There are no institutions/organizations where she can apply	Lack of confidence toward the institutions	Not a serious problem	She was scared to bring bad reputation to her family	She was ashamed/ scored that she will be accused	She did not believe that she could get help	She was scared that her relationship will end	She was scared of the threats/ scored that the violence will increase	She blamed herself	She loved/forgave the man	She thought that the man would change	The man threatened her	That her kids will be unhappy	She was scared to lose her children	Other	Number of women who have never applied to an institution/ organization	
Type of residence	Urban	10.6	3.5	5.5	62.3	8.6	9.3	4.3	3.8	2.6	1.9	11.6	7.3	15.0	10.3	5.6	1,388	
	Rural	19.8	4.5	3.0	59.2	8.0	10.9	3.1	3.6	2.0	1.3	13.1	4.7	15.0	11.8	6.6	701	
Region	Istanbul	9.1	1.6	5.8	62.1	9.6	6.9	5.3	2.7	1.6	1.1	12.2	14.3	18.7	13.9	5.3	200	
	West Marmara	12.3	3.6	1.5	61.3	9.8	13.0	4.2	6.1	0.0	1.4	19.4	5.5	0.0	16.5	8.7	145	
	Aegean	20.4	5.3	4.1	58.7	4.4	10.3	2.0	3.5	2.0	1.5	10.1	8.1	18.4	10.1	7.5	195	
	East Marmara	7.0	4.9	6.4	64.6	8.8	13.1	4.1	8.9	1.5	2.7	8.6	5.8	13.9	10.5	2.7	182	
	West Anatolia	13.8	6.1	5.3	71.8	6.1	11.2	5.0	3.8	3.8	2.0	15.2	4.8	12.4	5.3	7.9	143	
	Mediterranean	12.2	3.6	3.6	60.0	8.0	8.2	2.8	2.1	2.1	1.8	12.1	2.8	10.0	8.6	4.8	183	
	Central Anatolia	19.9	3.4	5.3	61.4	9.2	10.6	7.3	3.9	1.9	2.5	7.7	1.9	0.5	14.0	6.3	206	
	West Black Sea	17.8	6.6	5.2	64.5	8.1	6.2	4.2	2.6	1.0	1.5	8.3	3.0	10.4	9.3	3.7	193	
	East Black Sea	11.6	4.8	1.7	57.5	14.1	17.6	4.2	2.4	4.6	5.6	13.5	9.5	0.7	25.8	16.5	120	
	Northeast Anatolia	10.7	1.7	1.0	52.9	12.1	16.4	1.0	4.8	4.4	1.9	17.9	3.4	0.0	13.3	11.4	205	
	Central East Anatolia	10.9	4.3	9.1	55.4	13.4	15.0	2.4	2.5	4.3	1.8	18.5	8.1	3.3	14.0	15.3	158	
	Southeast Anatolia	10.2	1.3	5.1	56.5	8.9	6.4	3.8	4.5	5.1	1.3	9.2	1.3	14.2	13.5	6.3	159	
Age	15-24	3.4	0.4	6.1	60.1	10.2	9.9	6.9	2.6	4.3	0.3	15.0	9.5	0.4	4.7	4.6	144	
	25-34	9.1	1.6	4.7	66.3	6.7	8.1	5.0	4.6	2.0	2.3	13.7	7.4	0.9	13.0	11.4	588	
	35-44	11.9	3.3	5.8	61.1	6.3	10.6	4.3	3.5	2.6	1.8	10.8	6.2	0.6	19.7	10.4	594	
	45-59	18.2	6.4	4.1	58.3	11.2	10.3	2.4	3.6	2.4	1.5	10.7	6.0	0.6	14.9	11.3	763	
Education	No education/primary incomplete	17.5	4.7	5.6	55.6	17.5	10.8	4.1	4.9	2.5	2.0	13.2	3.5	0.8	18.8	13.7	4.3	522
	Primary school	14.5	4.4	3.2	64.2	6.4	10.2	3.9	3.2	2.6	2.1	11.4	6.6	0.4	15.5	10.9	5.0	1,053
	Secondary school	(6.9)	(2.3)	(7.9)	(61.5)	(6.8)	(9.6)	(5.6)	(5.2)	(2.0)	(1.4)	(15.1)	(9.4)	(2.0)	(8.7)	(6.8)	248	
	High school	5.3	2.1	6.3	61.3	3.9	6.3	2.1	2.5	2.6	0.4	9.6	9.9	0.3	7.8	5.7	191	
	Undergraduate and graduate	4.5	0.0	9.9	62.2	1.7	7.5	4.9	3.0	2.3	0.7	9.2	8.3	0.6	15.6	9.3	74	
Wealth level	Low	18.4	4.6	4.5	57.3	10.3	10.3	4.6	4.0	2.0	1.9	11.6	6.6	0.5	15.5	11.6	4.6	1,035
	Medium	9.7	3.6	6.1	62.5	8.9	10.0	3.5	3.9	5.4	2.5	13.1	5.0	1.2	15.2	12.5	7.5	444
	High	8.0	2.8	4.6	66.1	5.9	8.8	3.6	3.4	1.2	1.1	11.6	8.0	0.5	14.4	8.4	6.2	610
Turkey		12.8	3.7	4.9	61.6	8.4	9.7	4.0	3.8	2.5	1.7	11.9	6.7	0.7	15.0	10.6	5.8	2,089

Note: The number of observations of the percentages in parenthesis is between 25-49. Since the percentages in the table are obtained from multiple answer questions, they cannot be summed and their sums will not be equal to 100%.

**Annex
Figure 7.1**

Leaving home due to violence

Percentage of women* who have left their homes due to physical and/or sexual violence perpetrated by their husbands or intimate partners by region and type of residence, Turkey 2014

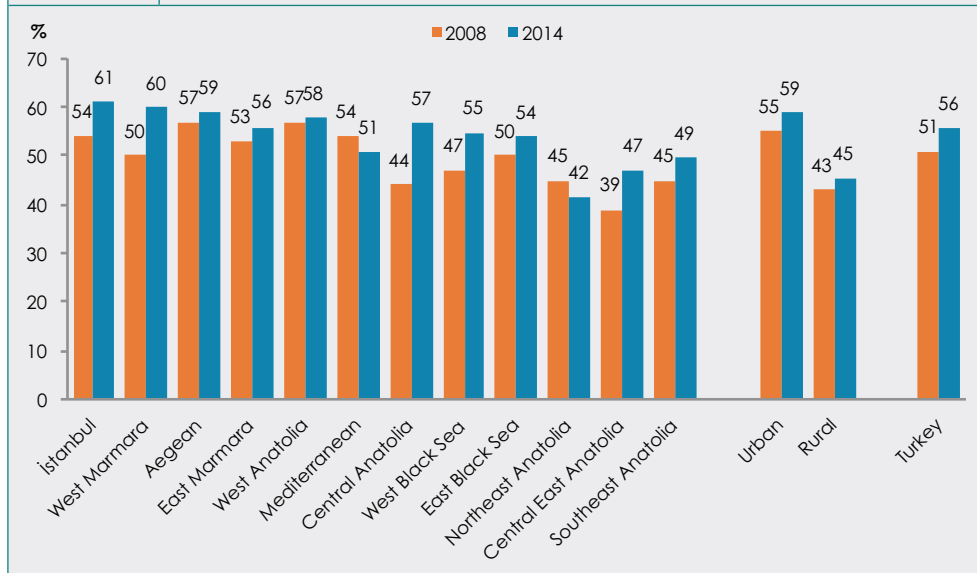


*Calculations are based on all women who have been subjected to physical and/or sexual violence by their husbands or intimate partners

**Annex
Figure 7.2**

Changes in telling about the violence, 2008-2014 (by region and type of residence)

Percentage of women* who have told about the physical and/or sexual violence that they have experienced by their husbands or intimate partners by region and type of residence, Turkey 2008-2014

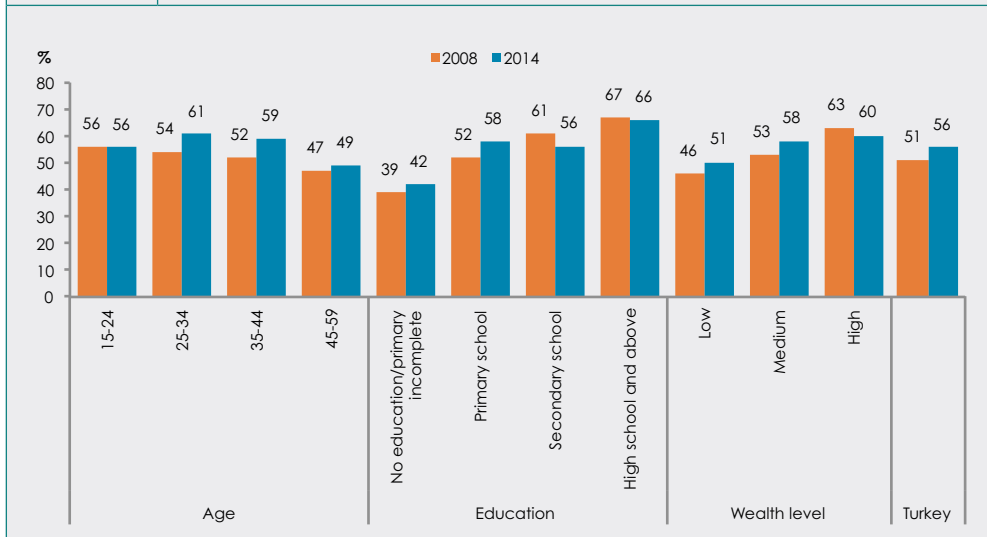


*Calculations are based on all women who have been subjected to physical and/or sexual violence by their husbands or intimate partners.

**Annex
Figure 7.3**

Changes in telling about the violence, 2008-2014 (by background characteristics)

Percentage of women* who have told about the physical and/or sexual violence that they have experienced by their husbands or intimate partners by background characteristics, Turkey 2008-2014

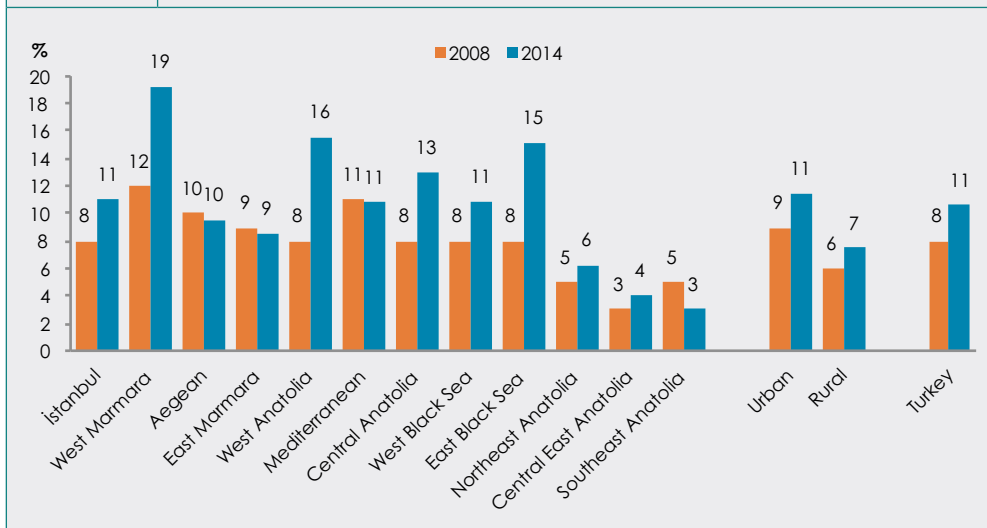


*Calculations are based on all women who have been subjected to physical and/or sexual violence by their husbands or intimate partners.

**Annex
Figure 7.4**

Changes in applying to institutions/organizations due to violence, 2008-2014 (by region and type of residence)

Percentage of women* who have applied to official institutions or non-governmental organizations among those who have experienced physical and/or sexual violence by their husbands or intimate partners by region and type of residence, Turkey 2008-2014

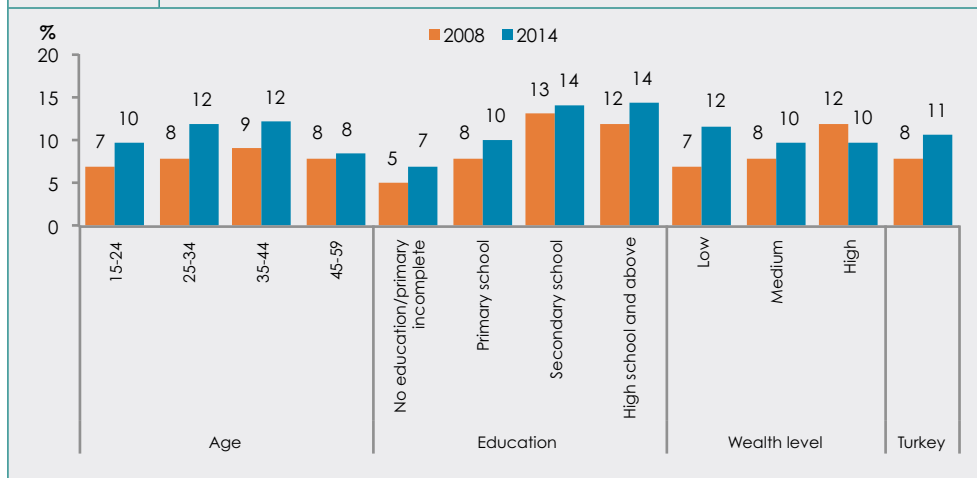


*Calculations are based on all women who have been subjected to physical and/or sexual violence by their husbands or intimate partners.

**Annex
Figure 7.5**

Changes in applying to institutions/organizations due to violence, 2008-2014 (by background characteristics)

Percentage of women* who have applied to official institutions or non-governmental organizations among those who have experienced physical and/or sexual violence by their husbands or intimate partners by background characteristics, Turkey 2008-2014



*Calculations are based on all women who have been subjected to physical and/or sexual violence by their husbands or intimate partners.

Annex B6
Annex Tables of Chapter Eight

Annex Table 8.1 Sources of information regarding the laws on marriage and basic rights

Percentage of women's sources of information regarding the laws on marriage and basic rights by social and demographic characteristics and exposure to violence, Turkey 2014

Type of residence	TV/Radio	Newspapers/ Magazines/Books	Posters/ Billboards	Internet/ Social Media	School	Relatives/Friends/ Acquaintances	Public Institutions/ Organizations	NCOs/Women's Organizations	Other	Number of women
Urban	88.2	20.4	0.8	18.8	6.5	60.9	5.1	1.2	1.5	5,012
Rural	88.0	6.7	0.5	5.9	5.5	59.4	2.6	0.5	1.8	2,317
Istanbul	88.9	22.1	0.5	20.2	5.1	62.1	5.7	1.5	1.2	689
West Marmara	83.5	15.1	0.6	14.7	6.8	65.5	4.8	1.0	0.8	625
Aegean	83.5	17.0	0.4	17.9	6.0	58.8	5.4	0.3	2.6	610
East Marmara	91.2	15.0	0.8	19.9	5.2	52.9	3.5	0.3	0.7	687
West Anatolia	91.1	27.2	1.4	21.7	4.9	67.8	3.6	1.2	2.7	433
Mediterranean	86.8	18.6	0.6	14.1	7.4	62.8	4.4	1.4	1.4	589
Central Anatolia	88.3	1.1	1.1	10.9	11.3	49.1	3.2	0.3	1.9	614
West Black Sea	90.6	14.9	1.3	11.7	8.8	56.1	5.1	1.3	3.2	709
East Black Sea	91.9	18.7	1.1	18.3	7.0	69.7	6.2	1.5	1.2	563
Northeast Anatolia	89.9	9.0	0.6	7.5	7.4	70.0	3.9	0.6	0.6	653
Central East Anatolia	89.6	9.7	0.8	10.1	6.4	58.3	4.4	1.4	0.8	599
Southeast Anatolia	86.6	11.0	0.4	6.2	5.6	58.4	3.2	0.9	1.1	558
Age										
15-24	83.5	17.5	1.3	26.9	20.6	57.1	3.5	0.5	1.0	1,347
25-34	87.8	17.8	0.9	19.6	6.0	60.9	5.2	1.2	1.8	2,109
35-44	89.7	20.4	0.7	14.3	2.5	63.3	5.3	1.1	2.1	1,867
45-59	90.3	14.0	0.2	6.2	0.8	60.0	3.9	1.1	1.3	2,006
Education										
No education/primary incomplete	87.9	2.3	0.1	1.3	0.2	63.9	1.1	0.4	0.6	1,272
Primary school	90.4	9.8	0.2	4.2	1.2	62.9	3.1	0.9	1.4	3,104
Secondary school	86.4	16.6	1.2	20.5	13.0	60.4	4.7	0.5	1.0	1,228
High school	88.1	32.3	1.6	34.7	9.6	59.5	5.7	1.0	1.5	1,115
Undergraduate and graduate	82.7	49.2	1.5	48.0	20.2	47.8	13.7	3.6	5.6	608
Wealth level										
Low	88.3	6.7	0.4	4.5	4.3	60.7	2.9	0.5	1.1	3,104
Medium	90.0	15.3	0.6	12.3	6.3	62.3	3.2	1.1	1.3	1,500
High	87.2	27.5	1.1	27.3	8.0	59.6	6.6	1.4	2.2	2,725
Exposure to violence										
Ever-experienced violence	89.5	12.8	0.2	9.2	2.4	64.4	5.6	0.8	1.2	2,319
Never-experienced violence	88.1	19.3	1.0	18.4	5.9	60.0	4.1	1.2	2.0	4,357
Turkey	88.2	17.4	0.7	15.9	6.3	60.6	4.6	1.0	1.6	7,329

Note: Since the percentages in the table are obtained from multiple answer questions, they cannot be summed and their sums will not be equal to 100%.

Annex Table 8.2 Sources of information regarding the selected cautionary decisions from Law No. 6284

Percentage of women's sources of information regarding the selected cautionary decisions from Law No. 6284 by women's social and demographic characteristics and exposure to violence, Turkey 2014

Type of residence	TV/Radio	Newspapers/ Magazines/ Books	Posters/ Billboards	Internet/ Social Media	School	Relatives/ Friends	Public Institutions/ Organizations	NGOs/ Women's Organizations	Other	Number of women
Region	Urban	92.2	20.8	0.8	19.7	4.6	51.3	4.1	0.9	4,864
	Rural	92.8	7.6	0.9	6.6	4.2	44.9	3.3	0.7	2,119
	Istanbul	92.0	22.7	0.8	22.0	3.7	53.3	3.5	1.1	679
	West Marmara	89.2	16.6	1.2	15.7	4.4	53.8	4.5	0.7	606
	Aegean	89.0	18.0	1.0	19.3	3.6	47.2	5.0	0.3	600
	East Marmara	94.4	15.3	0.6	21.0	4.0	41.3	2.2	0.5	678
	West Anatolia	94.0	26.8	0.7	21.7	3.1	59.6	4.9	1.0	423
	Mediterranean	92.0	19.5	0.7	15.0	5.5	47.0	4.1	1.3	559
	Central Anatolia	92.2	7.8	1.7	11.7	7.9	42.5	4.0	0.4	544
	West Black Sea	93.4	15.3	1.2	10.7	7.4	46.2	4.6	1.4	671
	East Black Sea	94.5	18.1	1.1	19.3	4.6	59.4	6.1	1.5	543
	Northeast Anatolia	94.7	10.9	0.5	7.5	5.3	58.6	2.8	0.8	630
	Central East Anatolia	93.8	9.8	1.0	10.3	4.8	49.5	3.7	1.1	560
	Southeast Anatolia	92.2	11.4	0.2	6.3	4.7	47.0	2.9	0.4	490
Age	15-24	90.1	17.7	1.0	28.3	16.6	46.3	2.9	0.4	1,295
	25-34	93.3	17.6	0.8	20.4	2.9	49.0	4.5	0.9	2,023
	35-44	92.2	21.9	0.8	15.4	2.0	52.4	5.1	1.0	1,800
	45-59	92.7	14.9	0.7	6.9	0.7	51.1	2.8	0.9	1,865
Education	No education/primary incomplete	91.9	1.9	0.1	1.7	0.3	52.4	1.5	0.1	1,136
	Primary school	93.9	11.3	0.4	5.0	0.7	52.5	2.4	0.8	2,947
	Secondary school	92.2	15.8	1.3	20.5	9.5	49.7	3.0	0.4	1,196
	High school	90.9	31.7	1.5	35.2	6.9	49.6	5.4	0.9	1,100
Wealth level	Undergraduate and graduate	88.7	49.3	1.7	50.1	13.6	37.2	12.5	2.7	602
	Low	92.7	7.5	0.4	4.6	3.2	49.2	3.2	0.6	2,850
Exposure to violence	Medium	94.5	15.3	0.8	12.4	4.4	50.7	2.7	1.1	1,442
	High	90.9	27.5	1.2	28.7	5.6	50.2	5.0	1.1	2,691
	Ever-experienced violence	92.0	13.9	0.6	10.0	1.2	54.7	4.3	0.6	2,211
Turkey	Never-experienced violence	92.7	20.0	0.9	19.5	4.3	48.8	3.8	0.9	4,142
		92.3	18.0	0.8	16.9	4.5	50.0	3.9	0.8	6,983

Note: Since the percentages in the table are obtained from multiple answer questions, they cannot be summed and their sums will not be equal to 100%.

Annex B7
Annex Tables of Chapter Nine

Annex Table 9.1 In-depth interviews conducted with women who have made institutional applications

Background characteristics of women and the institutions to which they have applied

In-depth interview number	Age	Educational level	Occupational status/ Profession	Institutions where reports have been made*	Date of interview
1	25	Secondary school graduate	Waitress	Public Hospital, Police Station, Psychologist working in a private hospital, NGO, Bar Association	28.10.2013
2	38	Undergraduate/graduate	Chemist	Public Hospital, NGO, 183 Hotline	05.11.2013
3	36	Primary school graduate	Not working	Police station, ŞÖNİM, Women's Guesthouse/Shelter, Hospital, Bar Association, Psychologist, District Governor's Office	06.11.2013
4	22	High school graduate	Not working (Beautician)	Prosecutor's Office, Police Station, ŞÖNİM, Women's Guesthouse/Shelter	13.11.2013
5	33	Primary school graduate	Not working	Police Station, Women's Guesthouse/Shelter	13.11.2013
6	29	Primary school graduate	Not working	Gendarmerie, Police Station, Family Court, ŞÖNİM, First Step Center, Women's Guesthouse/Shelter, Bar Association	13.11.2013
7	20	High school graduate	Not working	Police Station, Prosecutor's Office, NGO, ŞÖNİM	23.11.2013
8	38	Primary school graduate	Not working (worked as a cleaning lady)	Police Station, Hospital, ŞÖNİM, First Step Center, Women's Guesthouse/Shelter	25.11.2013
9	56	High school graduate	Not working (worked as a manager)	Women's Consultancy Center, Women's Guesthouse/Shelter (2 different), District Governor's Office, Police Station, Women's Guesthouse/Shelter, District Governor's Office, Women's Guesthouse/Shelter (2 different), First Step Center, ŞÖNİM, Bar Association, Prosecutor's Office, 183 Hotline, Hospital	29.11.2013
10	21	Secondary school graduate	Not working	Police station (2 different stations), Women's Guesthouse/Shelter (3 different Women's Guesthouse/Shelter), First Step Center, ŞÖNİM	04.12.2013

*The institutions are listed according to the order of application.

Annex Table 9.2 In-depth interviews conducted with men who received a sentence

Background characteristics of men and their crimes

In-depth interview number	Age	Educational level	Occupational status (profession*)	Crime	Place of interview	Duration of sentence	Date of interview
1	49	Primary school graduate	Worker	Injuring his wife	Prison	4 years, 2 months	14.11.2013
2	84	High school graduate	Farmer	Murdering his wife	Prison	18 years	14.11.2013
3	33	Primary school graduate	Car renting	Injuring his wife	Prison	15 years	14.11.2013
4	43	High school drop out	Minibus driver	Murdering his wife	Prison	18 years	14.11.2013
5	32	Primary school graduate	Cook	Murdering his wife	Prison	20 years	15.11.2013
6	39	Secondary school graduate	Cook	Murdering his wife	Prison	Lawsuit ongoing	15.11.2013
7	33	Vocational school graduate	Imam	Murdering his wife	Prison	20 years	15.11.2013
8	46	High school graduate	Taxi driver	Murdering his wife	Prison	24 years	15.11.2013
9	32	High school drop out	Hawker	Injuring his wife	Prison	20 years	15.11.2013
10	58	Primary school drop out	Worker	Murdering his wife	Prison	16 years	15.11.2013
11	42	Secondary school graduate	Butcher	Injuring his wife	Probation	-	13.12.2013
12	57	Secondary school drop out	Taxi driver	Injuring his wife	Probation	-	13.12.2013

*For the imprisoned men, their last occupations are given.

Annex Table 9.3. In-depth interviews with experts/professionals/managers
Educational and occupational information of experts/professionals/managers

In-depth interview number	Educational level	Occupational status/Profession	Sex	Date of interview
1	Faculty of Law	Lawyer	Female	25.10.2013
2	Faculty of Medicine(Specialist)	Doctor	Female	25.10.2013
3	Clinical psychology (Master's degree)	Psychologist	Female	25.10.2013
4	Department of Social Work (Master's degree)	Social worker	Female	25.10.2013
5	Clinical Psychology (Master's degree)	Psychologist	Male	28.10.2013
6	Nursing, Management and Organization (Master's degree)	Administrative chief	Female	06.11.2013
7	Faculty of Law	Lawyer	Female	07.11.2013
8	Faculty of Law	Prosecutor	Male	07.11.2013
9	Department of Social Work (Master's degree)	Social worker	Female	07.11.2013
10	Faculty of Law	Family court judge	Female	08.11.2013
11	Open University	Call center personnel	Female	08.11.2013
12	Department of Anthropology (PhD)	Data entry personnel	Female	08.11.2013
13	Department of Economics (Bachelor's Degree)	Police	Male	20.11.2013
14	Department of Public Relations (Bachelor's Degree)	Police	Female	20.11.2013
15	Police Vocational School of Higher Education	Police	Male	20.11.2013
16	Police Vocational School of Higher Education	Police	Male	21.11.2013
17	Faculty of Law	Judge	Male	28.11.2013
18	Department of Management(Master's degree)	District governor	Male	05.12.2013
19	Department of Public Administration (Bachelor's Degree)	District governor	Male	06.12.2013
20	Department of Public Administration (Bachelor's Degree)	District governor	Male	06.12.2013
21	Department of Sociology (Master's Degree)	Sociologist	Female	13.12.2013

Annex Table 9.4 Focus group discussions with men

Characteristics of focus group participants and number of participants

Focus group number	Characteristics of focus group participants	Number of participants	Date of discussion
1	Men aged between 25-35 (young), with high school and above education, single (not in a relationship)	7 people	21.11.2013
2	Men aged between 25-35 (young), with high school and above education, single (in a relationship)	8 people	22.11.2013
3	Men aged between 25-35 (young), with high school and above education, married for less than 3 years	5 people	28.11.2013
4	Men aged between 25-35 (young), with high school and above education, married for more than 3 years	6 people	29.11.2013
5	Men aged between 25-35 (young) with below high school education, single (not in a relationship)	5 people	04.12.2013
6	Men aged between 25-35 (young) with below high school education, single (in a relationship)	5 people	05.12.2013
7	Men aged between 25-35 (young) with below high school education, married for less than 3 years	5 people	06.12.2013
8	Men aged between 25-35 (young) with below high school education, married for more than 3 years	6 people	10.12.2013

Annex B8
Tables of Chapter Twelve

Annex Table 12.1 The distribution of documents found in the 31 analyzed files prepared for the applications made between 21.12.2012 and 25.10.2013 to Ankara ŞÖNiM

Document Types	Number
Information Note	14
Report of Information	2
BİMER Online Complaint Petition	1
Divorce Decree	1
Petitions	14
List of Contents	1
Conditions Assessment Report	11
Newspaper Report	1
Indictment	1
Registration Form for Domestic Violence against Women	1
Plaintiff's Record of Testimony	9
Social Investigation Report	6
Delivery and Receipt Documents	6
Cautionary Decisions	12
Phone Interview Proceedings	1
Proceedings	11
Official Letters	98
Case Summary	1

Annex Table 12.2 Definitions regarding the individuals and forms of relationships in the selected documents		
		Number
Definitions regarding the individuals (Victims)	Guest women	1
	Applicants	2
	Complainants	1
	Victims of violence	14
	Petitioners	1
Definitions regarding the individuals (Perpetrators)	Has a tribal culture	1
	Use of initials	3
	The offender individuals	1
	The suspects	1
	Use of full names	7
Forms of relationships	Single	1
	Intimate Partnership	1
	Divorce	2
	Spouse (in case of a divorce)	2
	Husband (in case of marriage)	15
	Marriage	16
	Unofficial spouse	1
Social Friend	1	
Definitions regarding gender	Women	3
	Miss/misses	5
	Lady	2

Annex Table 12.3 Distribution of forms of violence in the selected reports

Forms of Violence	Other attributions	Number
Physical violence		8
	Life safety risk	4
	Battering	2
	Pushing	1
	Kicking	1
	Hitting	1
	ill treatment	1
	Slapping	1
	Severe violence	1
	Domestic violence	1
Verbal Violence		6
	Insults	6
	Heavy swearing	1
	Vulgar words	1
Psychological violence		4
	Threats	7
Economic violence		2
Sexual violence		2
Stalking		3
	Threatening messages	1
	Threatening phone calls	1
	Threatening with the intension of hurting	1

Annex Table 12.4 Cautionary decisions in the selected documents		
Single articles	Explanation	Number
15.3.c	Provisions which ensure that perpetrators of violence participate in trainings and rehabilitation programs regarding anger management and coping with stress and which decrees to having medical examination and receiving treatment in case of addiction.	1
3.1.c	Provision related to providing psychological, occupational, legal and social guidance and counselling services to the perpetrators of violence.	1
3.1.ç	Provision to provide a temporary protection upon a request of the relevant person or ex-officio if there is a life threatening danger for the person.	1
5.1.a	Provision that prohibits the perpetrators of violence to exhibit attitudes and behaviors including the threats of violence, insults and humiliation against the victim of violence.	11
5.1.b	Provision which decrees the perpetrators of violence to move from the shared dwelling or the vicinity immediately and to allocate the shared dwelling to the protected person.	6
5.1.c	Provision that prohibits the perpetrators of violence from approaching the protected persons and their residences, schools and workplaces.	9
5.1.d	Provision that prohibits the perpetrators of violence from approaching the friends, relatives and children of the protected person.	3
5.1.e	Provision that prohibits the perpetrators of violence from damaging the personal belongings and household goods of the protected person.	9
5.1.f	Provision that prohibits the perpetrators of violence from causing distress to the protected person by means of communication instruments or alternative channels.	8
5.1.g	Provision that decrees perpetrators of violence to hand over any officially permitted and authorized weapons to the law enforcement officials.	4
5.1.ğ	Provision that decrees perpetrators of violence to hand over any weapon to the employing institution, even if the person is in a profession of public service that requires carrying a weapon.	1
5.1.h	Provision that decrees perpetrators of violence not to use alcohol, drugs or stimulants in places where the protected people are present, not to approach the protected people and whereabouts while under the influence of these substances and to ensure having a medical examination and treatment including in-patient treatment in the case of addiction.	7
Decisions issued together		
	5.1.a and 5.1.c	1
	5.1.a and 5.1.e	1
	5.1.a and 5.1.h	1
	5.1.a.b.c.d.e.f.h	1
	5.1.a.b.c.e.f.g.h.	1
	5.1.a.b.c.e.f.h	1
	5.1.a.b.c.f	1
	5.1.a.c.d.e.f	1
	5.1.a.c.d.e.f. and 3.1.c.ç	1
	5.1.a.b.c.e.f.g.ğ.h	1

Annex Table 12.5 The profiles of the victims of violence

File no:	Age group	Education	Occupational status	Marital status	Health status	Primary form of violence	Secondary form of violence
175	20-29	Primary school	Not working	Civil ceremony	Disabled	Physical	Psychological
176	30-39	High school	Not working	Civil ceremony	No health problem	Physical	Psychological
177	30-39	No register	Not working	Civil ceremony	No health problem	Physical	Psychological
178	20-29	High school	Not working	Civil ceremony	No health problem	Physical	Verbal violence
179	30-39	Primary school	Not working	Civil ceremony	No health problem	Physical	Verbal violence
181	30-39	Secondary school	Working	Divorced	No health problem	Stalking	No register
182	30-39	Primary school	Working	Intimate partnership	No health problem	Physical	No register
184	20-29	High school	Working	Civil ceremony	No health problem	Physical	No register
185	30-39	Primary school	Not working	Civil ceremony	No health problem	Physical	Verbal violence
186	30-39	No register	Not working	Civil ceremony	Sick	Physical	No register
188	40-49	High school	Not working	Civil ceremony	No health problem	Physical	Psychological
189	30-39	High school	Not working	Divorced	No health problem	Psychological	Sexual
190	20-29	No register	Working	Civil ceremony	No health problem	Physical	No register
191	20-29	Primary school	Not working	Single	Disabled	Sexual	Psychological
192	20-29	High school	Not working	Civil ceremony	No health problem	Physical	No register
193	40-49	Primary school	Not working	Civil ceremony	No health problem	Physical	Psychological
194	20-29	Secondary school	Working	Civil ceremony	No health problem	Physical	Psychological
197	20-29	Secondary school	Not working	Civil ceremony	No health problem	Psychological	Stalking
199	30-39	No register	Not working	Civil ceremony	No health problem	Physical	Psychological
200	30-39	No register	Not working	Civil ceremony	No health problem	Physical	Psychological
203	30-39	No register	Not working	Civil ceremony	Sick	Physical	Psychological
204	30-39	No register	Working	Civil ceremony	No health problem	Physical	Verbal violence

Annex Table 12.6 Abbreviations used in Figure 12.2

Name of the institution	Abbreviation
Presidential General Secretariat	PGS
Ministry of Family and Social Policies	MoFSP
Directorate General on the Status of Women	KSGM
Provincial Directorate of the Ministry of Family and Social Policies	Prov. Direct. MoFSP
Violence Prevention and Monitoring Centers	ŞÖNİM
District Police Department	Distr. P.D.
Police Department	P.D.
Family Court	Fam. Court
Civil Court of First Instance	Civil Court of Frst. Inst.
Department of Women's Services	Dept. Womn. Serv.
Directorate of Support Services for Family	Dir. Supp. Serv. Fam.
Domestic Violence Hotline	Dom. Vio. Hotline
Provincial Public Health Directorate	Prov. Pub. Hlth. Dir.
Department of Women's Shelters	Dep. Women Shelter

Annex Table 12.7 Available and missing categories in the reports

	Family and social life	Economic status	Examinations regarding the perpetrators	Information about the perpetrators	Personality traits	Examinations regarding the victims	Features of settings	Health status
Report 1	no	no	no	no	no	no	no	no
Report 2	no	no	no	no	no	no	no	no
Report 3	no	yes	no	yes	yes	yes	no	yes
Report 4	no	yes	no	yes	yes	yes	no	yes
Report 5	no	no	no	no	no	yes	no	no
Report 6	no	no	no	no	no	yes	no	no
Report 7	no	no	no	no	no	no	no	no
Report 8	no	yes	no	yes	yes	yes	no	yes
Report 9	no	no	no	no	no	yes	no	no
Report 10	no	no	no	no	no	yes	no	no
Report 11	yes	no	no	yes	yes	yes	no	no
Report 12a	yes	yes	no	no	no	yes	no	yes
Report 12b	no	yes	no	yes	yes	yes	yes	yes
Report 13	no	no	no	no	no	yes	no	no
Report 14	no	yes	no	no	yes	yes	no	yes
Report 15	yes	yes	no	yes	no	yes	yes	yes
Report 16	no	yes	no	no	yes	yes	yes	yes

Annex B9
Descriptive analysis of ŞÖNİM applications

Annex B9. Descriptive analysis of ŞÖNİM applications

1.1. Applications made to Ankara ŞÖNİM

Within the scope of Law No. 6284 on the Protection of the Family and the Prevention of Violence against Women¹, ŞÖNİM has been assigned to establish a sub-unit that executes R&D activities and, using a web-based software, keeps the register, processes and records the violence data in a usable way. In this examination, the data² regarding the applications made to Ankara ŞÖNİM between December 2012, which is the date when ŞÖNİM became operative, and the end of December 2013 was analyzed. The data³ which involves the features of the applications made within the scope of Law No. 6284, the reasons of the applications, the forms of violence experienced by the victims of violence and the social and demographic characteristics of the applicants, as well as the characteristic of the perpetrators of violence, the protective cautionary decisions issued for the victims of violence and the preventive cautionary decisions issued in regard to the perpetrators of violence was used.

Regarding the applications made to Ankara ŞÖNİM within the scope of Law No. 6284 between 2012-2013, 60 percent of the applications have been made by the immediate social networks of the victims of violence and 40 percent of the applications have been made by the victims of violence themselves. It is seen that most of these applications have been realized as a result of the referrals of law enforcement officers. The processes of three out of four applications have been initiated in the units of the National Police. The proportion of women who have made individual applications to ŞÖNİM without any referrals is 11 percent. It is seen that more than half of the applications made to Ankara ŞÖNİM are from different provinces. Four out of five applicants' reasons for application are their exposure to violence. While the proportion of women who have asked only for shelter among the women who have been referred to ŞÖNİM is 13 percent, only 2 percent of the applicants have applied for consultancy services.

¹ T.C. Aile ve Sosyal Politikalar Bakanlığı Kadının Statüsü Genel Müdürlüğü [T.R. Ministry of Family and Social Policies Directorate General on the Status of Women]. (2013). 6284 sayılı Ailenin Korunması ve Kadına Karşı Şiddetin Önlenmesine Dair Kanun [Law No. 6284 on the Protection of the Family and the Prevention of Violence against Women], İstanbul Sözleşmesi [Istanbul Convention](11.05.2011), 6284 sayılı Ailenin Korunması ve Kadına Karşı Şiddetin Önlenmesine Dair Kanuna ilişkin Uygulama Yönetmeliği [Regulation for the Implementation of Law No. 6284 on the Protection of the Family and the Prevention of Violence against Women], Kadın Konukevlerinin Açılması ve İşletilmesi Hakkında yönetmelik[Regulation on the Opening and Operation of Women's Guesthouses]. Ankara: KSGM.

² In March, 2014 the quantitative data on the features of the applications made within the scope of Law No. 6284, the reasons of the applications, the forms of violence experienced by the victims of violence and their social and demographic characteristics, the characteristic of the perpetrators of violence, the protective cautionary decisions issued for the victims of violence and the preventive cautionary decisions issued in regard to the perpetrators of violence was requested from the Directorate General on the Status of Women and in April, 2014 the tables related to this data were made ready for the analysis.

³ Since the information in the dataset is not standardized, there can be inconsistencies in the tables. For the same reason, the percentages could not be presented for some of the information.

1.2. Basic characteristics of the victims of violence according to the forms of violence

Among the forms of violence experienced by women who have applied to ŞÖNİM, with 30 percent, physical violence and with 28 percent, psychological violence are high in ranking. These are followed by economic abuse with 18 percent, verbal violence with 17 percent and sexual violence with 7 percent. When the psychological and verbal violence are observed together, it is seen that the most prevalent reason for application is emotional violence with 45 percent. No record has been found on stalking which is one of the forms of violence.

The women who receive services from Ankara ŞÖNİM are mostly married women in the 25-35 age group who have low educational levels. It is seen that these women were married through arranged marriages before the age of 15 and that they have been married for more than ten years. These women, who generally have one child, mostly do not have an income of their own. However, it is observed that they have social security. The basic characteristics of the victims of violence do not display a significant difference according to the experienced forms of violence.

1.3. Basic characteristics of the victims of violence according to the perpetrators of violence

The individuals who display or have the potential to display approaches, attitudes and behaviors defined as violence within the scope of the Law, are identified as the perpetrators of violence and when the violence cases are observed, it is seen that these individuals are generally men who are the closest to women. In the applications made to Ankara ŞÖNİM, according to the statements of the women, the primary perpetrators of violence are as follows; women's husbands (68 percent), other⁴ people (19 percent) and women's fathers (5 percent).

When the social and demographic characteristics of the women who have been subjected to violence by their husbands or intimate partners are observed, just like the age group in the applications made to ŞÖNİM, the most prevalent is the 25-34 age group and it is followed by the 35-44 age group. It is seen that women are mostly secondary and equivalent school graduates, they do not have a job outside their homes and they are financially dependent on their husbands. Concerning the social and demographic characteristics of women who have been subjected to violence by their fathers, there is no significant difference when compared to the women who have experienced violence by their intimate partners. Similarly, most of these women have secondary level education; they are unemployed and fully dependent on their families.

⁴ Other people have been identified as their own children, mother-in-laws, father-in-laws, mothers, older brothers/younger brothers, relatives, employers.

1.4. Cautionary decisions issued for the ŞÖNİM applications

According to the applications made to Ankara ŞÖNİM, among the protective cautionary decisions issued during the specified period, 60 percent are on temporary financial aid, 24 percent are temporary protection decisions, 7 percent are on providing shelters and 4 percent are on changing the workplace of the victims of violence. Even though most of the applicants have been referred to ŞÖNİM by the law enforcement officers, there is no information on the protective cautionary decisions issued by the law enforcement officers. All of the 2,191 temporary cautionary decisions issued during the specified period, have been issued by administrative chiefs. Furthermore, administrative chiefs have also issued 131 cautionary decisions on providing financial aid. On the other hand, 17 protective cautionary decisions have been issued to change the identity of the victims of violence by the judges.

1,448 women who have applied to Ankara ŞÖNİM have been referred to the First Step Center. In cases where ŞÖNİM deems necessary or appropriate, the women and their children, if any, can directly be settled in the women's shelters/guesthouses and complete the required documents later. According to the data of Ankara ŞÖNİM, the number of women staying in the women's guesthouses, between December 2012 and December 2013, is 1,398.

Among the 2,935 preventive cautionary decisions issued during the specified period, the preventive decision which decrees not to damage the personal belongings of the protected person is in the first place and it has been issued 2,658 times. It is followed by the decision which restricts the relationship of the perpetrator of violence with the children and the decision which prevents the perpetrator of violence from approaching the friends or relatives and children of the protected person.

1.5. Supportive, empowering and guidance services of ŞÖNİM

In ŞÖNİM, supportive and empowering guidance services are provided for the victims of violence, for their children and for the perpetrators of violence. In Ankara ŞÖNİM guidance services have been provided for 4,172 victims of violence, for 4,255 children and for 2,546 men between 2012 and 2013.

Among the victims of violence, 38 percent have been provided with psycho-social support, 18 percent with employment support, 17 percent with legal support and 15 percent have been provided with medical support. Other than these services, among the women who have made an application, 10 percent have received guidance services, temporary financial aid and training support. Among the children of the victims of violence, 57 percent have been provided

with psycho-social support, 23 percent with financial support, 23 percent with healthcare support and 2 percent have received support to apply for cautionary decisions. During the specified period 20 children have been provided with day-care services and 13 children have received institutional care such as dormitories/nurseries, etc. The services provided for the perpetrators of violence are as follows; with 48 percent, psycho-social support; with 25 percent, employment support; with 19 percent, support for examination and treatment in health institutions and with 7 percent, support for guidance services for training and rehabilitation.



ANNEX C.

SURVEY QUESTIONNAIRES

**HACETTEPE UNIVERSITY INSTITUTE OF POPULATION STUDIES
TURKEY WOMAN AND FAMILY SURVEY 2014
HOUSEHOLD QUESTIONNAIRE**

IDENTIFICATION	
CLUSTER NO.....	PROVINCE _____
HOUSEHOLD NO.....	DISTRICT _____
5 REGIONS.....	SUB-DISTRICT _____
12 REGIONS	VILLAGE _____
PLACE OF RESIDENCE-URBAN (1)-RURAL (2).....	QUARTER _____
	STREET _____ NO _____

INTERVIEW/VISIT INFORMATION				
	1	2	3	FINAL VISIT
DATE (DAY-MONTH)	_ _	_ _	_ _	_ _
INTERVIEWER NAME-SURNAME	_____	_____	_____	_____
RESULT (*)	_	_	_	_
NEXT VISIT	_ _	_ _		TOTAL NUMBER OF VISITS
DATE	_ _	_ _		_
TIME	_ _	_ _		_

(*) RESULT CODES	NUMBER OF PERSONS
01 COMPLETED	
02 NONE OF THE HOUSEHOLD MEMBERS OR NO ELIGIBLE MEMBER PRESENT AT HOME DURING VISITS	TOTAL NUMBER OF PEOPLE IN HOUSEHOLD LIST.....
03 NONE OF THE HOUSEHOLD MEMBERS PRESENT AT HOME DURING THE SURVEY PERIOD	
04 POSTPONED	
05 REFUSED	TOTAL NUMBER OF USUAL RESIDENTS OF HOUSEHOLD..... (CHECK QUESTION 4)
06 DWELLING VACANT	
07 ADDRESS NOT A DWELLING	
08 DWELLING DESTROYED	
09 DWELLING NOT FOUND	15-59 AGED WOMEN IN THE HOUSEHOLD..... (CHECK QUESTION 14, IF THERE IS NO 15-59 AGED WOMAN WRITE "00")
10 PARTLY COMPLETED	
96 OTHER _____ (SPECIFY)	HH LINE NUMBER OF SELECTED WOMAN.....

SUPERVISOR	FIELD EDITOR	KEYER-1	KEYER-2
_____	_____	_____	_____
DATE	DATE	DATE	DATE

PAGE OF CONSENT

Good Morning! My name is _____. I come from Hacettepe University Institute of Population Studies, Ankara. In collaboration with Ministry of Family and Social policies we are conducting a research on women and family life in Turkey. I would like to talk and ask some questions to you.

Your house has been randomly selected for this research and all of the answers received from you will be kept confidential. Your participation totally depends on your voluntary acceptance; however, your participation to this study and sharing your experiences with us will be very useful for other people in Turkey and will contribute to the development of better services for women and families.

First, I will ask you some questions about this house you live. Our interview will take approximately 10 minutes. Do you accept to make an interview?

SHE ACCEPTED THE INTERVIEW1	SHE REJECTED THE INTERVIEW2
ASK THE SELECTED WOMAN WHETHER SHE HAS QUESTIONS ABOUT THE STUDY. MAKE NECESSARY EXPLANATIONS AND START THE INTERVIEW	THANK THE SELECTED WOMAN FOR HER TIME AND END THE INTERVIEW.

Signature of the interviewer:.....

Date: __ / __ / 2014

HOUR MINUTE

SECTION 1 – HOUSEHOLD LIST

Hello, my name is, I am coming from Hacettepe University. We are conducting a study on women and family life in Turkey. Your responses, your name and address information will definitely not be shared with other institutions or persons. Now I would like to get some information about the people in this household, such as age, education and marital status.

HH LINE NO	HOUSEHOLD LIST <i>CONTINUE BY ASKING A-B-C-D-E.</i>	RELATIONSHIP TO RESPONDENT	HOUSEHOLD MEMBERSHIP		SEX	AGE
	A. Would you please tell me the names of the persons living in this household beginning with your name? B. Is there anyone who usually lives in this house but temporarily lives somewhere else at the moment? C. Additionally, are there persons who do not usually live here but stayed here last night? D. Are there any other persons such as small children or infants? E. Are there any others who are not members of your family but live here, such as lodgers or servants?	What is the relationship of to you? <i>USE CODE LIST.</i>	Does usually live here? YES 1 NO 2	Did stay here last night? YES 1 NO 2	Is male or female? MALE 1 FEMALE .. 2	How old is? (what age has completed?) <i>OBTAIN AGE IN COMPLETED YEARS. IF OLDER THAN 95, WRITE "95".</i>
(01)	(02)	(03)	(04)	(05)	(06)	(07)
01		0 1	1 2	1 2	1 2	<input type="text"/>
02		<input type="text"/>	1 2	1 2	1 2	<input type="text"/>
03		<input type="text"/>	1 2	1 2	1 2	<input type="text"/>
04		<input type="text"/>	1 2	1 2	1 2	<input type="text"/>
05		<input type="text"/>	1 2	1 2	1 2	<input type="text"/>
06		<input type="text"/>	1 2	1 2	1 2	<input type="text"/>
07		<input type="text"/>	1 2	1 2	1 2	<input type="text"/>
08		<input type="text"/>	1 2	1 2	1 2	<input type="text"/>
09		<input type="text"/>	1 2	1 2	1 2	<input type="text"/>
10		<input type="text"/>	1 2	1 2	1 2	<input type="text"/>

TICK HERE IF AN ADDITIONAL QUESTIONNAIRE IS USED AND PROCEED TO THE REST OF THE INTERVIEW WITH THE ADDITIONAL QUESTIONNAIRE.

(03) CODES FOR RELATIONSHIP STATUS TO THE INTERVIEWED PERSON			
01 RESPONDENT	08 SIBLING	15 COUSIN	22 MOTHER-IN-LAW'S SIBLING
02 WIFE/HUSBAND	09 SIBLING'S PARTNER	16 GRAND PARENT	23 SECOND WIFE
03 SON/DAUGHTER	10 SIBLING'S CHILD (NEPHEW/NIECE)	17 GRAND PARENT -IN- LAW	24 HUSBAND'S SECOND WIFE
04 SON/DAUGHTER- IN -LAW	11 FATHER'S SIBLING	18 SIBLING -IN- LAW	30 SERVANT
05 GRANDCHILD	12 MOTHER'S SIBLING	19 SIBLING -IN- LAW'S PARTNER	88 NOT RELATED
06 PARENT	13 STEP CHILD	20 SIBLING -IN-LAW'S CHILD	96 OTHER RELATIVE
07 PARENT -IN -LAW	14 ADOPTED CHILD	21 FATHER -IN-LAW'S SIBLING	98 DK

HH LINE NO	LITERACY AND EDUCATIONAL STATUS					
	AGE 4 AND OVER					
	Is literate?	Has ever attended school/nursery?	What is the highest level of school attended? What is the highest grade completed at that level?	Has graduated from this school? (Has received a diploma?)		WRITE THE TOTAL OF THE COMPLETED GRADES
	YES..... 1 NO 2 DK 8	YES 1 NO 2 DK 8	USE CODE LIST. SCHOOL GRADE	YES 1 NO 2 DK 8	WRITE THE LAST COMPLETED GRADES FROM PRIMARY, SECONDARY SCHOOL, HIGH SCHOOL AND UNIVERSITY. PRI-SEC+ HIGH+UNI+ MASTER 'S + PhD	
(1)	(08)	(09)	(10A) (10B)	(11A)	(11B)	(11C)
01	1 2 8	1 2 8 └──┬──┬──> 13	<input type="text"/> <input type="text"/>	1 2 8	<input type="text"/> <input type="text"/> <input type="text"/> <input type="text"/> <input type="text"/> <input type="text"/> <input type="text"/> <input type="text"/>	<input type="text"/> <input type="text"/>
02	1 2 8	1 2 8 └──┬──┬──> 13	<input type="text"/> <input type="text"/>	1 2 8	<input type="text"/> <input type="text"/> <input type="text"/> <input type="text"/> <input type="text"/> <input type="text"/> <input type="text"/> <input type="text"/>	<input type="text"/> <input type="text"/>
03	1 2 8	1 2 8 └──┬──┬──> 13	<input type="text"/> <input type="text"/>	1 2 8	<input type="text"/> <input type="text"/> <input type="text"/> <input type="text"/> <input type="text"/> <input type="text"/> <input type="text"/> <input type="text"/>	<input type="text"/> <input type="text"/>
04	1 2 8	1 2 8 └──┬──┬──> 13	<input type="text"/> <input type="text"/>	1 2 8	<input type="text"/> <input type="text"/> <input type="text"/> <input type="text"/> <input type="text"/> <input type="text"/> <input type="text"/> <input type="text"/>	<input type="text"/> <input type="text"/>
05	1 2 8	1 2 8 └──┬──┬──> 13	<input type="text"/> <input type="text"/>	1 2 8	<input type="text"/> <input type="text"/> <input type="text"/> <input type="text"/> <input type="text"/> <input type="text"/> <input type="text"/> <input type="text"/>	<input type="text"/> <input type="text"/>
06	1 2 8	1 2 8 └──┬──┬──> 13	<input type="text"/> <input type="text"/>	1 2 8	<input type="text"/> <input type="text"/> <input type="text"/> <input type="text"/> <input type="text"/> <input type="text"/> <input type="text"/> <input type="text"/>	<input type="text"/> <input type="text"/>
07	1 2 8	1 2 8 └──┬──┬──> 13	<input type="text"/> <input type="text"/>	1 2 8	<input type="text"/> <input type="text"/> <input type="text"/> <input type="text"/> <input type="text"/> <input type="text"/> <input type="text"/> <input type="text"/>	<input type="text"/> <input type="text"/>
08	1 2 8	1 2 8 └──┬──┬──> 13	<input type="text"/> <input type="text"/>	1 2 8	<input type="text"/> <input type="text"/> <input type="text"/> <input type="text"/> <input type="text"/> <input type="text"/> <input type="text"/> <input type="text"/>	<input type="text"/> <input type="text"/>
09	1 2 8	1 2 8 └──┬──┬──> 13	<input type="text"/> <input type="text"/>	1 2 8	<input type="text"/> <input type="text"/> <input type="text"/> <input type="text"/> <input type="text"/> <input type="text"/> <input type="text"/> <input type="text"/>	<input type="text"/> <input type="text"/>
10	1 2 8	1 2 8 └──┬──┬──> 13	<input type="text"/> <input type="text"/>	1 2 8	<input type="text"/> <input type="text"/> <input type="text"/> <input type="text"/> <input type="text"/> <input type="text"/> <input type="text"/> <input type="text"/>	<input type="text"/> <input type="text"/>

(10A-11A-13A) SCHOOL CODES	
0 PRE-SCHOOL	5 MASTER'S
1 PRIMARY SCHOOL	6 PhD
2 SECONDARY SCHOOL	8 DK
3 HIGH SCHOOL	
4 UNIVERSITY	

(10B-11B-13B) GRADE CODES
0 LESS THAN ONE YEAR/NURSERY/PREPARATORY LEVEL
8 DK

HH LINE NO	ATTENDANCE TO SCHOOL AGE 4-24	MARITAL STATUS AGE 12 AND OVER		ELIGIBILITY FOR INDIVIDUAL INTERVIEW	SELECTION OF WOMAN FOR INDIVIDUAL INTERVIEW
		Has ever been married?	What is.....'s marital status?		
	Is..... attending to school/pre-school this year? YES.....1 NO2 DK8	Has ever been married? YES.....1 NO.....2	What is.....'s marital status? CURRENTLY MARRIED WIDOWED DIVORCED SEPARATED DK8	<i>CIRCLE HH LINE NUMBER IF THERE IS A WOMAN BETWEEN AGES 15-59</i>	<i>CHECK AGE FROM 07. RANK THE ELIGIBLE WOMEN FROM OLDEST TO YOUNGEST BY GIVING THE ELDEST WOMAN THE CODE "1" PROCEED SELECTION PROCESS BY USING "SELECTION TABLE" AND CIRCLE THE SELECTED BOX</i>
(01)	(12)	(13)	(14)	(15)	(16)
01	1 2 8	1 2 ↳15	1 2 3 4 8	01	<input type="checkbox"/>
02	1 2 8	1 2 ↳15	1 2 3 4 8	02	<input type="checkbox"/>
03	1 2 8	1 2 ↳15	1 2 3 4 8	03	<input type="checkbox"/>
04	1 2 8	1 2 ↳15	1 2 3 4 8	04	<input type="checkbox"/>
05	1 2 8	1 2 ↳15	1 2 3 4 8	05	<input type="checkbox"/>
06	1 2 8	1 2 ↳15	1 2 3 4 8	06	<input type="checkbox"/>
07	1 2 8	1 2 ↳15	1 2 3 4 8	07	<input type="checkbox"/>
08	1 2 8	1 2 ↳15	1 2 3 4 8	08	<input type="checkbox"/>
09	1 2 8	1 2 ↳15	1 2 3 4 8	09	<input type="checkbox"/>
10	1 2 8	1 2 ↳15	1 2 3 4 8	10	<input type="checkbox"/>

Number of Eligible Women in the Household	Household Number							
	1	2	3	4	5	6	7	8
	9	10	11	12	13	14	15	16
	17	18	19	20	21	22	23	24
	25	26	27	28	29	30	31	32
1	1	1	1	1	1	1	1	1
2	1	1	1	1	1	2	2	2
3	1	1	2	2	2	3	3	3
4	1	2	3	4	1	2	3	4
5	1	2	3	4	5	4	3	2
6+	1	2	3	4	5	6	1	5

AFTER THE COMPLETION OF THE HOUSEHOLD LIST, GO BACK TO THE COVER PAGE AND COMPLETE THE NUMBER OF PERSONS SECTION.

SECTION 2. HOUSING CHARACTERISTICS

17	Now I will ask some questions about the dwelling that you usually live in. How many rooms do you have in your house? Would you please answer this question by including bedrooms, living rooms, sitting rooms and studying rooms?	NUMBER OF ROOMS.....	<input style="width: 20px; height: 20px; border: 1px solid black;" type="text"/> <input style="width: 20px; height: 20px; border: 1px solid black;" type="text"/>	
18	From all you listed, how many rooms in your house are generally used for sleeping by the household?	ROOMS USED FOR SLEEPING	<input style="width: 20px; height: 20px; border: 1px solid black;" type="text"/> <input style="width: 20px; height: 20px; border: 1px solid black;" type="text"/>	
19	I want to ask you whether you have some goods in order to have an idea about the wealth level of your household. Do you have the following in the household?		NO	YES
	A) Refrigerator	REFRIGERATOR	0	1
	B) Deep freezer	DEEP FREEZER	0	1
	C) Gas or electric oven	GAS OR ELECTRIC OVEN	0	1
	D) Microwave oven	MICROWAVE OVEN	0	1
	E) Dishwasher	DISHWASHER	0	1
	F) Garbage grinder	GARBAGE GRINDER	0	1
	G) Washing machine	WASHING MACHINE	0	1
	H) Drying machine	DRYING MACHINE	0	1
	I) Iron	IRON	0	1
	J) Vacuum cleaner	VACUUM CLEANER	0	1
	K) LCD/Plasma TV	LCD/PLASMA TV	0	1
	L) Home Theater System	HOME THEATER SYSTEM	0	1
	M) Television	TELEVISION	0	1
	N) Satellite Broadcasting	SATELLITE BROADCASTING	0	1
	O) Encrypted Broadcast (Cable TV, Digiturk, D-Smart etc.)	ENCRYPTED BROADCAST (CABLE TV, DIGITURK, D-SMART ETC.)	0	1
	P) DVD/VCD	DVD/VCD	0	1
	R) Cell phone	CELL PHONE	0	1
	S) Phone	PHONE	0	1
	T) Laptop/Tablet PC	LAPTOP/TABLET PC	0	1
	U) Desktop computer	DESKTOP COMPUTER	0	1
	V) Internet connection	INTERNET CONNECTION	0	1
	W) Air conditioning	AIR CONDITIONING	0	1
	X) Private car	PRIVATE CAR	0	1
	Y) Taxi /Passenger van/Bus/Other commercial vehicle	TAXI CAB/PASSENGER VAN/BUS/OTHER COMMERCIAL VEHICLE	0	1
	Z) Tractor	TRACTOR	0	1

20	LANGUAGE(S) USED IN HOUSEHOLD QUESTIONNAIRE	TURKISH.....1 → 22T KURDISH2 ARABIC3 OTHER _____ 7 (SPECIFY)
22	WAS AN INTERPRETER USED?	YES1 NO2
22T	RECORD THE TIME	HOUR-MINUTE..... <input style="width: 20px; height: 20px; border: 1px solid black;" type="text"/> <input style="width: 20px; height: 20px; border: 1px solid black;" type="text"/> <input style="width: 20px; height: 20px; border: 1px solid black;" type="text"/> <input style="width: 20px; height: 20px; border: 1px solid black;" type="text"/>

AGE – YEAR OF BIRTH TABLE

2014			2014		
AGE	YEAR OF BIRTH		AGE	YEAR OF BIRTH	
	HAS NOT CELEBRATED BIRTHDAY IN 2014	HAS CELEBRATED BIRTHDAY IN 2014		HAS NOT CELEBRATED BIRTHDAY IN 2014	HAS CELEBRATED BIRTHDAY IN 2014
0	2013	--	30	1983	1984
1	2012	2013	31	1982	1983
2	2011	2012	32	1981	1982
3	2010	2011	33	1980	1981
4	2009	2010	34	1979	1980
5	2008	2009	35	1978	1979
6	2007	2008	36	1977	1978
7	2006	2007	37	1976	1977
8	2005	2006	38	1975	1976
9	2004	2005	39	1974	1975
10	2003	2004	40	1973	1974
11	2002	2003	41	1972	1973
12	2001	2002	42	1971	1972
13	2000	2001	43	1970	1971
14	1999	2000	44	1969	1970
15	1998	1999	45	1968	1969
16	1997	1998	46	1967	1968
17	1996	1997	47	1966	1967
18	1995	1996	48	1965	1966
19	1994	1995	49	1964	1965
20	1993	1994	50	1963	1964
21	1992	1993	51	1962	1963
22	1991	1992	52	1961	1962
23	1990	1991	53	1960	1961
24	1989	1990	54	1959	1960
25	1988	1989	55	1958	1959
26	1987	1988	56	1957	1958
27	1986	1987	57	1956	1957
28	1985	1986	58	1955	1956
29	1984	1985	59	1954	1955

LICENCE PLATE CODES FOR PROVINCES

01	ADANA	21	DİYARBAKIR	41	KOCAELİ	61	TRABZON
02	ADİYAMAN	22	EDİRNE	42	KONYA	62	TUNCELİ
03	AFYON	23	ELAZIĞ	43	KÜTAHYA	63	ŞANLIURFA
04	AĞRI	24	ERZİNCAN	44	MALATYA	64	UŞAK
05	AMASYA	25	ERZURUM	45	MANİŞA	65	VAN
06	ANKARA	26	ESKİŞEHİR	46	K.MARAŞ	66	YOZGAT
07	ANTALYA	27	GAZİANTEP	47	MARDİN	67	ZONGULDAK
08	ARTVİN	28	GİRESUN	48	MUĞLA	68	AKSARAY
09	AYDIN	29	GÜMÜŞHANE	49	MUŞ	69	BAYBURT
10	BALIKESİR	30	HAKKARİ	50	NEVŞEHİR	70	KARAMAN
11	BİLECİK	31	HATAY	51	NİĞDE	71	KIRIKKALE
12	BİNGÖL	32	ISPARTA	52	ORDU	72	BATMAN
13	BİTLİS	33	İÇEL	53	RİZE	73	ŞIRNAK
14	BOLU	34	İSTANBUL	54	SAKARYA	74	BARTIN
15	BURDUR	35	İZMİR	55	SAMSUN	75	ARDAHAN
16	BURSA	36	KARS	56	SİİRT	76	IĞDIR
17	ÇANAKKALE	37	KASTAMONU	57	SİNOP	77	YALOVA
18	ÇANKIRI	38	KAYSERİ	58	SİVAS	78	KARABÜK
19	ÇORUM	39	KIRKLARELİ	59	TEKİRDAĞ	79	KİLİS
20	DENİZLİ	40	KIRŞEHİR	60	TOKAT	80	OSMANİYE
						81	DÜZCE
90	FOREIGN COUNTRY						

**HACETTEPE UNIVERSITY INSTITUTE OF POPULATION STUDIES
TURKEY WOMAN AND FAMILY SURVEY 2014
WOMEN'S QUESTIONNAIRE**

IDENTIFICATION	
CLUSTER NO.....	PROVINCE _____
HOUSEHOLD NO	DISTRICT _____
5 REGIONS.....	SUB-DISTRICT _____
12 REGIONS	VILLAGE _____
PLACE OF RESIDENCE-URBAN(1)-RURAL(2)	QUARTER _____
	STREET _____ NO _____

LINE NUMBER OF WOMAN.....

VISIT/INTERVIEW INFORMATION				
	1	2	3	FINAL VISIT
DATE (DAY-MONTH)	__ __	__ __	__ __	[][] [][]
INTERVIEWER'S NAME-SURNAME	_____	_____	_____	[][][][]
RESULT (*)	__	__	__	[][]
NEXT VISIT	DAY- MONTH _____ HOUR _____	_____ _____ _____		TOTAL NUMBER OF VISITS []

(*) RESULT CODES	
01 COMPLETED	06 WOMAN IS NOT ELIGIBLE FOR INTERVIEW
02 WOMAN IS NOT AT HOME DURING VISITS	09 PARTLY COMPLETED
03 WOMAN IS NOT AT HOME DURING THE SURVEY PERIOD	96 OTHER _____
04 POSTPONED	(SPECIFY)
05 REFUSED	

SUPERVISOR	FIELD EDITOR	KEYER-1	KEYER - 2
[][][][]	[][][][]	[][][][]	[][][][]
DATE [][] [][]	DATE [][] [][]	DATE [][] [][]	DATE [][] [][]

AGE – YEAR OF BIRTH TABLE

2014		
AGE	YEAR OF BIRTH	
	HAS NOT CELEBRATED BIRTHDAY IN 2014	CELEBRATED BIRTHDAY IN 2014
0	2013	--
1	2012	2013
2	2011	2012
3	2010	2011
4	2009	2010
5	2008	2009
6	2007	2008
7	2006	2007
8	2005	2006
9	2004	2005
10	2003	2004
11	2002	2003
12	2001	2002
13	2000	2001
14	1999	2000
15	1998	1999
16	1997	1998
17	1996	1997
18	1995	1996
19	1994	1995
20	1993	1994
21	1992	1993
22	1991	1992
23	1990	1991
24	1989	1990
25	1988	1989
26	1987	1988
27	1986	1987
28	1985	1986
29	1984	1985

2014		
AGE	YEAR OF BIRTH	
	HAS NOT CELEBRATED BIRTHDAY IN 2014	CELEBRATED BIRTHDAY IN 2014
30	1983	1984
31	1982	1983
32	1981	1982
33	1980	1981
34	1979	1980
35	1978	1979
36	1977	1978
37	1976	1977
38	1975	1976
39	1974	1975
40	1973	1974
41	1972	1973
42	1971	1972
43	1970	1971
44	1969	1970
45	1968	1969
46	1967	1968
47	1966	1967
48	1965	1966
49	1964	1965
50	1963	1964
51	1962	1963
52	1961	1962
53	1960	1961
54	1959	1960
55	1958	1959
56	1957	1958
57	1956	1957
58	1955	1956
59	1954	1955

INFORMATION AND CONSENT

As I mentioned before, you have been randomly selected for our study on women and family life. I want to ask some questions on these subjects. I want to denote that all your answers will be kept absolutely confidential and neither your name nor address information will be shared with other persons or institutions. Your participation to this study and sharing your experiences with us will contribute to the improvement of services for women and family.

Our interview will take approximately 30 – 40 minutes. Do you accept to be interviewed?

SHE ACCEPTED INTERVIEW.....1	SHE REJECTED INTERVIEW.....2
ASK THE SELECTED WOMAN WHETHER SHE HAS QUESTIONS ABOUT THE STUDY. MAKE NECESSARY EXPLANATIONS. GO TO A PLACE THAT YOU CAN BE ALONE WITH THE WOMAN AND BEGIN THE INTERVIEW.	THANK THE SELECTED WOMAN FOR HER TIME AND END THE INTERVIEW.

<p>THIS PART WILL BE FILLED BY THE INTERVIEWER</p> <p>I CERTIFY THAT I INFORMED THE WOMAN SELECTED FOR THE INTERVIEW ABOUT THE QUESTIONNAIRE AND RECEIVED HER CONSENT</p> <p>SIGNATURE: _____</p>
--

SECTION 1. RESPONDENT'S BACKGROUND

100T	RECORD THE TIME	HOUR-MINUTE..... <input type="text"/> <input type="text"/> <input type="text"/> <input type="text"/>	
101	<p>First I would like to ask some questions about your age and educational status.</p> <p>Could you tell me in what year and month you were born?</p>	<p>MONTH..... <input type="text"/> <input type="text"/></p> <p>DOESN'T KNOW MONTH OF BIRTH..... 98</p> <p>YEAR <input type="text"/> <input type="text"/> <input type="text"/> <input type="text"/></p> <p>DOESN'T KNOW YEAR OF BIRTH..... 9998</p>	
102	<p>How old are you exactly? What age have you completed?</p> <p>CHECK ANSWERS TO 101 AND 102 USING AGE-YEAR OF BIRTH TABLE. IF INCONSISTENT, PROBE AND CORRECT.</p> <p>AGE MUST BE DETERMINED!</p>	AGE IN COMPLETED YEARS..... <input type="text"/> <input type="text"/>	
103	<p>Where did you live for most of the time until you were 12 years old?</p> <p>_____</p> <p>(NAME OF RESIDENCE)</p> <p>Was this place then a province center, a district center, a sub-district or a village? Or was it abroad?</p>	<p>CURRENT RESIDENCE 0</p> <p>PROVINCE CENTRE 1</p> <p>DISTRICT CENTRE 2</p> <p>SUB-DISTRICT OR VILLAGE 3</p> <p>ABROAD 4</p>	<p>→ 105</p> <p>→ 105</p>
104	<p>In which province is this place now?</p> <p>WRITE THE NAME AND CODE OF THE PROVINCE</p>	<p>NAME OF THE PROVINCE _____</p> <p>PROVINCE CODE <input type="text"/> <input type="text"/></p>	
105	What is your mother-tongue?	<p>TURKISH 1</p> <p>KURDISH 2</p> <p>ARABIC 3</p> <p>OTHER _____ 7</p> <p>(SPECIFY)</p>	
106	Are you literate?	<p>YES 1</p> <p>NO 2</p>	
107	Have you ever attended school?	<p>YES 1</p> <p>NO 2</p>	→ 112
108	What is the highest level you attended?	<p>PRIMARY SCHOOL 1</p> <p>SECONDARY SCHOOL 2</p> <p>HIGHSCHOOL 3</p> <p>UNIVERSITY 4</p> <p>MASTER'S DEGREE 5</p> <p>PhD 6</p>	
109	<p>What is the highest grade you have completed at that level?</p> <p>RECORD "0" IF THE RESPONDENT COMPLETED PREPARATORY CLASS OR SHE DID NOT COMPLETE ANY GRADE</p>	GRADE <input type="text"/>	

110	Did you graduate (receive diploma) from this school?	YES 1 NO 2	
111	<p><i>NOTE THE LAST COMPLETED GRADES IN PRIMARY, SECONDARY SCHOOL, HIGH SCHOOL, UNIVERSITY AND MASTER'S, PhD.</i></p> <p><i>RECORD THE LAST COMPLETED GRADES.</i></p>	<p>PRI + SEC + HIGH + UNI + MA-MSc + PhD. =</p> <p>SUM OF THE COMPLETED GRADES <input type="text"/> <input type="text"/></p>	
112	Aside from your own housework, did you work in a job whether paid or unpaid within the last one week?	YES 1 NO 2	→ 115
113	As you know some women sell little things, sell goods at the market place, work in the family farm or business with or without getting paid, they do needlework for other people, look after their children, do piecework at home or they clean houses, etc. Did you do any of these or any other work of similar nature within the last week?	YES 1 NO 2	→ 115
114	Do you have a regular job?	YES 1 NO 2	→ 120
115	<p>What is your occupation? What kind of a job do you have?</p> <p><i>(RECORD THE JOB IN DETAIL AND CIRCLE THE APPROPRIATE SECTOR IN THE NEXT COLUMN)</i></p>	<p>AGRICULTURE 1</p> <p>INDUSTRY 2</p> <p>SERVICE 3</p>	
116	Do you work for the public or private sector?	PUBLIC 1 PRIVATE 2	
117	What is your status/position in your job?	<p>EMPLOYER 10</p> <p>WAGED, WORKER (REGULAR) 11</p> <p>SALARIED, PUBLIC OFFICER (REGULAR) 12</p> <p>DAILY WAGE (SEASONAL, TEMPORARY) 13</p> <p>SELF EMPLOYED (REGULAR) 14</p> <p>SELF EMPLOYED (IRREGULAR) 15</p> <p>UNPAID FAMILY WORKER 16</p> <p>OTHER 96</p> <p>(SPECIFY)</p>	
118	<p>Are you covered by any form of social security when working in this job?</p> <p><i>(IF YES) To which institution?</i></p>	<p>NO 0</p> <p>SOCIAL SECURITY INSTITUTION 1</p> <p>SOCIAL INSURANCE INSTITUTION 2</p> <p>RETIREMENT FUND 3</p> <p>PENSION FUND FOR THE SELF EMPLOYED 4</p> <p>AGRICULTURAL INSURANCE 5</p> <p>PRIVATE INSURANCE 6</p> <p>OTHER 7</p> <p>(SPECIFY)</p>	
119	GO TO 121		

120	You have said that you are not currently working. What is your main reason for not working?	HOUSEWIFE.....10 HAS SMALL CHILD/CHILD CARE11 HER PARTNER/FAMILY DOES NOT ALLOW12 DISABLED, SICK13 IS SEEKING A JOB/UNEMPLOYED14 RETIRED15 STUDENT.....16 HAS NO EDUCATION17 DOES NOT NEED TO WORK18 OTHER _____ 96 (SPECIFY)																													
121	Do you have any health insurance? <i>(IF YES)</i> Which health insurance are you covered by?	NO.....0 SOCIAL SECURITY INSTITUTION.....1 SOCIAL INSURANCE INSTITUTION.....2 RETIREMENT FUND3 PENSION FUND FOR THE SELF EMPLOYED4 PRIVATE HEALTH INSURANCE.....5 GENERAL HEALTH INSURANCE6 OTHER _____ 7 (SPECIFY)																													
122	Do you own any of the following, either by yourself or with someone else? A) Land, estate, field? B) House? C) A company or business office? D) Motor vehicles (private/commercial car, tractor etc.)? E) Savings in the bank? F) Other property? <i>FOR EACH, PROBE:</i> Do you own this (these) by yourself, or do you own it with others?	<table border="0"> <thead> <tr> <th></th> <th>NO</th> <th>BY HERSELF</th> <th>WITH OTHER PEOPLE</th> </tr> </thead> <tbody> <tr> <td>LAND.....</td> <td>A</td> <td>B</td> <td>C</td> </tr> <tr> <td>HOUSE.....</td> <td>A</td> <td>B</td> <td>C</td> </tr> <tr> <td>COMPANY/BUSINESS</td> <td>A</td> <td>B</td> <td>C</td> </tr> <tr> <td>MOTOR VEHICLE.....</td> <td>A</td> <td>B</td> <td>C</td> </tr> <tr> <td>SAVINGS IN THE BANK.....</td> <td>A</td> <td>B</td> <td>C</td> </tr> <tr> <td>OTHER _____</td> <td>A</td> <td>B</td> <td>C</td> </tr> </tbody> </table> (SPECIFY)		NO	BY HERSELF	WITH OTHER PEOPLE	LAND.....	A	B	C	HOUSE.....	A	B	C	COMPANY/BUSINESS	A	B	C	MOTOR VEHICLE.....	A	B	C	SAVINGS IN THE BANK.....	A	B	C	OTHER _____	A	B	C	
	NO	BY HERSELF	WITH OTHER PEOPLE																												
LAND.....	A	B	C																												
HOUSE.....	A	B	C																												
COMPANY/BUSINESS	A	B	C																												
MOTOR VEHICLE.....	A	B	C																												
SAVINGS IN THE BANK.....	A	B	C																												
OTHER _____	A	B	C																												
123	Do you have earnings or any income of your own?	YES1 NO.....2	→ 126																												
124	Are you able to spend the money you earn as you wish, or do you have to give all or part of the money to others (your spouse or family)?	SELF/OWN CHOICE..... 1 GIVES PART..... 2 GIVES ALL..... 3																													
125	Is the money that you bring into the family, more than what other family members contribute, less than what others contribute, or about the same as others contribute?	ONLY SHE HAS AN INCOME IN THE HOUSEHOLD..... 0 MORE..... 1 LESS..... 2 ABOUT THE SAME..... 3																													
126	In case of emergency, do you think that you alone could raise enough money to house and feed your family for 4 weeks?	YES..... 1 NO..... 2 DON'T KNOW..... 8																													
127	Do any of your family members live close enough that you can easily visit them?	YES.....1 NO.....2 LIVES WITH THE FAMILY.....3 HAS NO LIVING FAMILY MEMBERS.....4	→ 200T																												
128	When you need help or have a problem, can you usually count on any members of your family for support?	YES.....1 NO.....2 DOESN'T KNOW/NOT SURE.....8																													

SECTION 2. MARRIAGE

200T	RECORD THE TIME	HOUR - MINUTE..... <input type="text"/> <input type="text"/> <input type="text"/> <input type="text"/>	
201	Have you ever been married?	YES 1 NO 2	→ 204
202	Have you been married only once or more than once? (IF MORE THAN ONCE) How many times?	NUMBER OF MARRIAGES <input type="text"/>	
203	What is your current marital status?	CURRENTLY MARRIED 1 WIDOWED 2 DIVORCED 3 LIVING SEPARATELY 4	→ 207
204	<p>CHECK 201 AND 203:</p> <p>WIDOWED/ DIVORCED <input type="checkbox"/> SEPARATED <input type="checkbox"/> NEVER MARRIED <input type="checkbox"/></p> <p>Since your (last) marriage, have you ever been betrothed, engaged or had a boyfriend? Since the day you started living separately from your last husband, have you ever had a boyfriend? Have you ever had a plight been betrothed, engaged or had a boyfriend?</p>	YES 1 NO 2	→ 207
205	<p>CHECK 201 AND 203:</p> <p>WIDOWED/ DIVORCED <input type="checkbox"/> SEPARATED <input type="checkbox"/> NEVER MARRIED <input type="checkbox"/></p> <p>Are you currently betrothed, engaged or do you have a boyfriend? (IF YES) Is that person your fiancé, betrothed or boyfriend? Do you currently have a boyfriend? Do you currently have a fiancée, a betrothed or a boyfriend? (IF YES) Is that person your fiancée, betrothed or boyfriend?</p>	NO 0 ENGAGED 1 BETROTHED 2 HAS A BOYFRIEND 3	
206	How old were you when your relationship started with your current/most recent partner? What was his age?	WOMAN'S AGE..... <input type="text"/> <input type="text"/> MAN'S AGE..... <input type="text"/> <input type="text"/>	
207	CHECK 201-205: MARK THE APPROPRIATE CODE ACCORDING TO MARITAL OR RELATIONSHIP STATUS	<p>NEVER MARRIED</p> <p>NEVER HAD A RELATIONSHIP..... 11</p> <p>CURRENTLY HAS A RELATIONSHIP..... 12</p> <p>HAS AN ENDED RELATIONSHIP..... 13</p> <p>MARRIED AT LEAST ONCE</p> <p>CURRENTLY MARRIED..... 14</p> <p>CURRENTLY NOT MARRIED/HAS A RELATIONSHIP..... 15</p> <p>CURRENTLY NOT MARRIED/HAS AN ENDED RELATIONSHIP..... 16</p> <p>NOT CURRENTLY MARRIED/ HAS NOT HAD ANY RELATIONSHIP AFTER MARRIAGE..... 17</p>	→ 300S

208	Now I want to ask some questions about your marriage(s). <i>CHECK 202: IF MARRIED ONLY ONCE, USE THE FIRST ROW. IF MARRIED MORE THAN ONCE, USE THE FIRST ROW FOR THE FIRST HUSBAND, AND USE THE FOLLOWING ROWS FOR THE OTHER HUSBANDS.</i>				
209	210	211	212	213	214
RECORD STARTING WITH THE FIRST HUSBAND (FIRST HUSBAND, SECOND HUSBAND, ETC.)	In which month and year did you start living with ?	Did you raised your age through a court decision to get married with?	How old was when you started living together?	Do/Did you have a civil marriage ceremony with? Do/Did you have a religious ceremony?	Which of these ceremonies was performed first?
01 <hr/>	MONTH..... <input type="text"/> <input type="text"/> YEAR. <input type="text"/> <input type="text"/> <input type="text"/> <input type="text"/>	YES.....1 NO.....2	<input type="text"/> <input type="text"/>	BOTH.....1 ONLY RELIGIOUS.....2 215 ← ONLY CIVIL.....3 216 ← NONE4	CIVIL..... .1 RELIGIOUS.....2
02 <hr/>	MONTH..... <input type="text"/> <input type="text"/> YEAR. <input type="text"/> <input type="text"/> <input type="text"/> <input type="text"/>	YES.....1 NO.....2	<input type="text"/> <input type="text"/>	BOTH.....1 ONLY RELIGIOUS.....2 215 ← ONLY CIVIL.....3 216 ← NONE4	CIVIL..... .1 RELIGIOUS.....2
03 <hr/>	MONTH..... <input type="text"/> <input type="text"/> YEAR. <input type="text"/> <input type="text"/> <input type="text"/> <input type="text"/>	YES.....1 NO.....2	<input type="text"/> <input type="text"/>	BOTH.....1 ONLY RELIGIOUS.....2 215 ← ONLY CIVIL.....3 216 ← NONE4	CIVIL..... .1 RELIGIOUS.....2
04 <hr/>	MONTH..... <input type="text"/> <input type="text"/> YEAR. <input type="text"/> <input type="text"/> <input type="text"/> <input type="text"/>	YES.....1 NO.....2	<input type="text"/> <input type="text"/>	BOTH.....1 ONLY RELIGIOUS.....2 215 ← ONLY CIVIL.....3 216 ← NONE4	CIVIL..... .1 RELIGIOUS.....2

<p>215 Who performed the religious ceremony with?</p> <p><i>PROBE WHETHER THE IMAM IS OFFICIALLY APPOINTED OR NOT.</i></p>	<p>216 Who made the decision related to your marriage with? You and your husband or your families?</p>	<p>217 Did your family take your consent when your marriage with was decided?</p>	<p>218 When you were getting married, did or his family pay bride money?</p>	<p>219 When you first started to live with was there anyone else living with you? <i>(IF YES)</i> Who?</p>	<p>220 Are (were) you related to? <i>(IF YES)</i> What is (was) his relationship to you?</p>
<p>OFFICIAL IMAM1</p> <p>OTHER IMAM2</p> <p>RELATIVE/ ACQUAINTANCE3</p> <p>MUKHTAR4</p> <p>OTHER _____7 (SPECIFY)</p> <p>DON'T KNOW8</p>	<p>FAMILY1</p> <p>OURSELVES2</p> <p>ELOPED3</p> <p>ABDUCTED4</p> <p>BRIDE EXCHANGE5</p> <p>OTHER _____7 (SPECIFY) 218 ←</p>	<p>YES1</p> <p>NO2</p>	<p>YES1</p> <p>NO2</p>	<p>HIS FAMILY A</p> <p>HER FAMILY B</p> <p>ACQUAINTANCE C</p> <p>NO ONE D</p> <p>OTHER _____ U (SPECIFY)</p>	<p>NO0</p> <p>PATERNAL UNCLE'S SON 1</p> <p>PATERNAL AUNT'S SON 2</p> <p>MATERNAL AUNT'S SON 3</p> <p>MATERNAL UNCLE'S SON 4</p> <p>OTHER _____7 (SPECIFY)</p>
<p>OFFICIAL IMAM1</p> <p>OTHER IMAM2</p> <p>RELATIVE/ ACQUAINTANCE3</p> <p>MUKHTAR4</p> <p>OTHER _____7 (SPECIFY)</p> <p>DON'T KNOW8</p>	<p>FAMILY1</p> <p>OURSELVES2</p> <p>ELOPED3</p> <p>ABDUCTED4</p> <p>BRIDE EXCHANGE5</p> <p>OTHER _____7 (SPECIFY) 218 ←</p>	<p>YES1</p> <p>NO2</p>	<p>YES1</p> <p>NO2</p>	<p>HIS FAMILY A</p> <p>HER FAMILY B</p> <p>ACQUAINTANCE C</p> <p>NO ONE D</p> <p>OTHER _____ U (SPECIFY)</p>	<p>NO0</p> <p>PATERNAL UNCLE'S SON1</p> <p>PATERNAL AUNT'S SON 2</p> <p>MATERNAL AUNT'S SON 3</p> <p>MATERNAL UNCLE'S SON 4</p> <p>OTHER _____7 (SPECIFY)</p>
<p>OFFICIAL IMAM1</p> <p>OTHER IMAM2</p> <p>RELATIVE/ ACQUAINTANCE3</p> <p>MUKHTAR4</p> <p>OTHER _____7 (SPECIFY)</p> <p>DON'T KNOW8</p>	<p>FAMILY1</p> <p>OURSELVES2</p> <p>ELOPED3</p> <p>ABDUCTED4</p> <p>BRIDE EXCHANGE5</p> <p>OTHER _____7 (SPECIFY) 218 ←</p>	<p>YES1</p> <p>NO2</p>	<p>YES1</p> <p>NO2</p>	<p>HIS FAMILY A</p> <p>HER FAMILY B</p> <p>ACQUAINTANCE C</p> <p>NO ONE D</p> <p>OTHER _____ U (SPECIFY)</p>	<p>NO0</p> <p>PATERNAL UNCLE'S SON1</p> <p>PATERNAL AUNT'S SON 2</p> <p>MATERNAL AUNT'S SON 3</p> <p>MATERNAL UNCLE'S SON 4</p> <p>OTHER _____7 (SPECIFY)</p>
<p>OFFICIAL IMAM1</p> <p>OTHER IMAM2</p> <p>RELATIVE/ ACQUAINTANCE3</p> <p>MUKHTAR4</p> <p>OTHER _____7 (SPECIFY)</p> <p>DON'T KNOW8</p>	<p>FAMILY1</p> <p>OURSELVES2</p> <p>ELOPED3</p> <p>ABDUCTED4</p> <p>BRIDE EXCHANGE5</p> <p>OTHER _____7 (SPECIFY) 218 ←</p>	<p>YES1</p> <p>NO2</p>	<p>YES1</p> <p>NO2</p>	<p>HIS FAMILY A</p> <p>HER FAMILY B</p> <p>ACQUAINTANCE C</p> <p>NO ONE D</p> <p>OTHER _____ U (SPECIFY)</p>	<p>NO0</p> <p>PATERNAL UNCLE'S SON1</p> <p>PATERNAL AUNT'S SON 2</p> <p>MATERNAL AUNT'S SON 3</p> <p>MATERNAL UNCLE'S SON 4</p> <p>OTHER _____7 (SPECIFY)</p>

221 RECORD STARTING WITH THE FIRST HUSBAND (FIRST HUSBAND, SECOND HUSBAND, ETC.)	222 Is this marriage continuing?	223 In which month and year did your marriage with end?	224 How did your marriage with end? Did you get divorced, did he die or did you start to live separately?	225 Was the divorce/separatio n initiated by you, by your husband, or did you both decide together?	226 DOES SHE HAS ANOTHER MARRIAGE?
01	YES1 227 ← NO2	MONTH YEAR.....	WIDOWED1 226 ← DIVORCED2 SEPARATED3	HERSELF HUSBAND1 TOGETHER2 OTHER3 (SPECIFY)	YES1 BACK TO 209 ← NO2 227 ←
02	YES1 227 ← NO2	MONTH YEAR.....	WIDOWED1 226 ← DIVORCED2 SEPARATED3	HERSELF HUSBAND1 TOGETHER2 OTHER3 (SPECIFY)	YES1 BACK TO 209 ← NO2 227 ←
03	YES1 227 ← NO2	MONTH YEAR.....	WIDOWED1 226 ← DIVORCED2 SEPARATED3	HERSELF HUSBAND1 TOGETHER2 OTHER3 (SPECIFY)	YES1 BACK TO 209 ← NO2 227 ←
04	YES1 227 ← NO2	MONTH YEAR.....	WIDOWED1 226 ← DIVORCED2 SEPARATED3	HERSELF HUSBAND1 TOGETHER2 OTHER3 (SPECIFY)	YES1 BACK TO 209 ← NO2 227 ←
227	Has your husband or any of your husbands ever had a second wife?		YES1 NO2		→ 229
228	Does your husband currently have a second wife?		YES1 NO2		
229	Have you ever been a second wife?		YES1 NO2		→ 300T
230	Are you currently a second wife?		YES1 NO2		

SECTION 3. GENERAL HEALTH, REPRODUCTIVE HEALTH AND CHILDREN

300T	<i>RECORD THE TIME</i>	HOUR – MINUTE..... <input type="text"/> <input type="text"/> <input type="text"/> <input type="text"/>																																																																
301	How would you describe your health, in general; excellent, good, fair, poor or very poor?	EXCELLENT 1 GOOD 2 FAIR 3 POOR 4 VERY POOR 5																																																																
302	In the past 4 weeks have you experienced any pain or discomfort? IF YES: Was it a slight, moderate, severe or extreme pain or discomfort?	NO PAIN OR DISCOMFORT 1 SLIGHT PAIN OR DISCOMFORT 2 MODERATE PAIN OR DISCOMFORT 3 SEVERE PAIN OR DISCOMFORT 4 EXTREME PAIN OR DISCOMFORT 5																																																																
303	I want to ask you some questions about some other problems that you may have experienced within the past 4 weeks. In the last 4 weeks; A) Have you had frequent headaches? B) Have you had a poor appetite? C) Have you had problems in sleeping? D) Have you been easily frightened by many things? In the last 4 weeks; E) Have you experienced shaky hands? F) Have you felt nervous, tense or worried? G) Have you experienced poor digestion? H) Have you experienced any problems with collecting your thoughts? In the last 4 weeks; I) Have you felt unhappy? J) Have you cried more often than usual? K) Have you been reluctant to carry out your daily activities? L) Have you experienced any difficulty in making decisions? In the last 4 weeks; M) Have you delayed your daily activities? N) Have you ever thought that you are useless? O) Have you lost your interest in things that you used to enjoy? P) Have you felt worthless? In the last 4 weeks; Q) Has the thought of ending your ever crossed your mind? R) Have you felt tired all the time? S) Have you had uncomfortable feelings in your stomach? T) Have you been tired easily?	<table style="width: 100%; border-collapse: collapse;"> <thead> <tr> <th></th> <th style="text-align: center;">YES</th> <th style="text-align: center;">NO</th> </tr> </thead> <tbody> <tr><td>HEADACHES.....</td><td style="text-align: center;">1</td><td style="text-align: center;">2</td></tr> <tr><td>APPETITE.....</td><td style="text-align: center;">1</td><td style="text-align: center;">2</td></tr> <tr><td>SLEEPING PROBLEMS.....</td><td style="text-align: center;">1</td><td style="text-align: center;">2</td></tr> <tr><td>FEAR.....</td><td style="text-align: center;">1</td><td style="text-align: center;">2</td></tr> <tr><td>SHAKY HANDS.....</td><td style="text-align: center;">1</td><td style="text-align: center;">2</td></tr> <tr><td>NERVOUS.....</td><td style="text-align: center;">1</td><td style="text-align: center;">2</td></tr> <tr><td>INDIGESTION.....</td><td style="text-align: center;">1</td><td style="text-align: center;">2</td></tr> <tr><td>THINKING.....</td><td style="text-align: center;">1</td><td style="text-align: center;">2</td></tr> <tr><td>UNHAPPINESS.....</td><td style="text-align: center;">1</td><td style="text-align: center;">2</td></tr> <tr><td>CRYING.....</td><td style="text-align: center;">1</td><td style="text-align: center;">2</td></tr> <tr><td>RELUCTANCE.....</td><td style="text-align: center;">1</td><td style="text-align: center;">2</td></tr> <tr><td>DECISIONS.....</td><td style="text-align: center;">1</td><td style="text-align: center;">2</td></tr> <tr><td>DAILY ACTIVITIES.....</td><td style="text-align: center;">1</td><td style="text-align: center;">2</td></tr> <tr><td>FEELING USELESS.....</td><td style="text-align: center;">1</td><td style="text-align: center;">2</td></tr> <tr><td>LOSS OF INTEREST.....</td><td style="text-align: center;">1</td><td style="text-align: center;">2</td></tr> <tr><td>FEELING WORTHLESS.....</td><td style="text-align: center;">1</td><td style="text-align: center;">2</td></tr> <tr><td>ENDING LIFE.....</td><td style="text-align: center;">1</td><td style="text-align: center;">2</td></tr> <tr><td>FEELING TIRED.....</td><td style="text-align: center;">1</td><td style="text-align: center;">2</td></tr> <tr><td>STOMACH (ABDOMEN) ACHE.....</td><td style="text-align: center;">1</td><td style="text-align: center;">2</td></tr> <tr><td>GETTING TIRED EASILY.....</td><td style="text-align: center;">1</td><td style="text-align: center;">2</td></tr> </tbody> </table>		YES	NO	HEADACHES.....	1	2	APPETITE.....	1	2	SLEEPING PROBLEMS.....	1	2	FEAR.....	1	2	SHAKY HANDS.....	1	2	NERVOUS.....	1	2	INDIGESTION.....	1	2	THINKING.....	1	2	UNHAPPINESS.....	1	2	CRYING.....	1	2	RELUCTANCE.....	1	2	DECISIONS.....	1	2	DAILY ACTIVITIES.....	1	2	FEELING USELESS.....	1	2	LOSS OF INTEREST.....	1	2	FEELING WORTHLESS.....	1	2	ENDING LIFE.....	1	2	FEELING TIRED.....	1	2	STOMACH (ABDOMEN) ACHE.....	1	2	GETTING TIRED EASILY.....	1	2	
	YES	NO																																																																
HEADACHES.....	1	2																																																																
APPETITE.....	1	2																																																																
SLEEPING PROBLEMS.....	1	2																																																																
FEAR.....	1	2																																																																
SHAKY HANDS.....	1	2																																																																
NERVOUS.....	1	2																																																																
INDIGESTION.....	1	2																																																																
THINKING.....	1	2																																																																
UNHAPPINESS.....	1	2																																																																
CRYING.....	1	2																																																																
RELUCTANCE.....	1	2																																																																
DECISIONS.....	1	2																																																																
DAILY ACTIVITIES.....	1	2																																																																
FEELING USELESS.....	1	2																																																																
LOSS OF INTEREST.....	1	2																																																																
FEELING WORTHLESS.....	1	2																																																																
ENDING LIFE.....	1	2																																																																
FEELING TIRED.....	1	2																																																																
STOMACH (ABDOMEN) ACHE.....	1	2																																																																
GETTING TIRED EASILY.....	1	2																																																																
304	Have you ever thought about ending your life?	YES 1 NO 2 DON'T KNOW/REMEMBER 8 REFUSED/NO ANSWER 9	→ 306																																																															
305	Have you ever tried to end your life?	YES 1 NO 2 DON'T KNOW/REMEMBER 8 REFUSED/NO ANSWER 9																																																																

306	<p>Now I'm going to ask you some questions about your pregnancies and births,</p> <p>Have you ever been pregnant?</p>	<p>YES..... 1</p> <p>NO..... 2</p> <p>NEVER HAD SEXUAL INTERCOURSE 3</p>	<p>→ 312</p> <p>→ 400T</p>
307	<p>How old were you in your first pregnancy?</p>	<p>AGE..... <input type="text"/> <input type="text"/></p>	
308	<p>Have you ever given live birth?</p> <p><i>(IF YES)</i></p> <p>How many live births have you given?</p>	<p>NO LIVE BIRTHS.....00</p> <p>NUMBER OF LIVE BIRTHS..... <input type="text"/> <input type="text"/></p>	<p>→ 311</p>
309	<p>How old were you when you gave your first live birth?</p>	<p>AGE..... <input type="text"/> <input type="text"/></p>	
310	<p>How many children do you have who are still alive?</p> <p><i>IF THERE IS AT LEAST ONE LIVING CHILD:</i></p> <p>How many of them are girls, how many of them are boys?</p> <p><i>IF THERE IS NO LIVING CHILDREN, RECORD "00" FOR BOTH NUMBERS OF DAUGHTERS AND SONS.</i></p>	<p>NUMBER OF DAUGHTERS..... <input type="text"/> <input type="text"/></p> <p>NUMBER OF SONS..... <input type="text"/> <input type="text"/></p>	
311	<p>Are you currently pregnant?</p>	<p>YES.....1</p> <p>NO.....2</p> <p>NOT SURE.....3</p>	
312	<p>Have you or your husband/partner [any of your husbands/partners] used a method to delay or avoid getting pregnant?</p>	<p>YES..... 1</p> <p>NO 2</p> <p>NEVER HAD SEXUAL INTERCOURSE 3</p>	<p>→ 316</p> <p>→ 400S</p>
313	<p>Are you using a method to delay or avoid getting pregnant?</p> <p><i>INCLUDE THE METHODS SHE, HER HUSBAND OR PARTNER USES.</i></p>	<p>YES..... 1</p> <p>NO..... 2</p> <p>CURRENTLY PREGNANT..... 3</p> <p>SHE/HER PARTNER CANNOT HAVE CHILDREN..... 4</p> <p>MENOPAUSAL..... 5</p> <p>OTHER 7</p> <p>(SPECIFY)</p>	<p>→ 316</p>
314	<p>What method are you currently using?</p> <p><i>IF MORE THAN ONE, MARK THE METHOD USED MORE FREQUENTLY.</i></p>	<p>PILL/TABLETS01</p> <p>IUD (SPIRAL)02</p> <p>TUBAL LIGATION03</p> <p>INJECTION04</p> <p>DIAPHRAGM/FOAM/GEL05</p> <p>CALENDAR06</p> <p>SUBCUTANEOUS IMPLANT (NORPLANT) ...07</p> <p>CONDOM..... 08</p> <p>VASECTOMY..... 09</p> <p>WITHDRAWAL..... 10</p> <p>OTHER 96</p> <p>(SPECIFY)</p>	<p>→ 316</p>

315	Does your current husband [partner] know that you are using a method to avoid getting pregnant?	FORMERLY MARRIED/DOES NOT HAVE ANY RELATION0 YES 1 NO 2																									
316	Has your husband/partner [any of you husbands/partners] ever prevented you from using any method?	YES 1 NO 2	→ 318																								
317	What is/was the reason for your husband's/partner's [any of your husbands'/partners'] prevention of you using any method? What else? <i>MARK ALL MENTIONED.</i>	DID NOT APPROVE OF THE METHODA WANTED A CHILD B THOUGHT IT WAS UNNECESSARY C THOUGHT IT WAS A SIND OTHER U (SPECIFY)																									
318	<i>CHECK 310:</i> AT LEAST ONE LIVING CHILD <input type="checkbox"/>	NO LIVE BIRTHS/ NO CHILDREN ALIVE <input type="checkbox"/>	→ 400T																								
319	Do you have any children aged between 6 and 14 years? <i>IF YES: How many?</i> <i>INCLUDE 6-YEAR-OLD AND 14-YEAR-OLD CHILDREN</i>	NUMBER OF CHILDREN..... <input type="text"/> <input type="text"/> NO CHILDREN AGED BETWEEN 6 AND 14..... 00	→ 400T																								
320	How many of these children (aged 6-14 years) currently live with you?	NUMBER OF CHILDREN LIVING WITH..... <input type="text"/> <input type="text"/> NONE OF THE CHILDREN LIVES WITH 00	→ 400T																								
321	Do any of these children (aged 6-14 years): A) Have frequent nightmares? B) Wet their bed? C) Act timid or withdrawn? D) Act aggressively toward you or other children? E) Act ill-tempered and cry?	<table border="0"> <tr> <td></td> <td style="text-align: center;">Y</td> <td style="text-align: center;">N</td> <td style="text-align: center;">DK</td> </tr> <tr> <td>NIGHTMARE.....</td> <td style="text-align: center;">1</td> <td style="text-align: center;">2</td> <td style="text-align: center;">8</td> </tr> <tr> <td>WETTING BED.....</td> <td style="text-align: center;">1</td> <td style="text-align: center;">2</td> <td style="text-align: center;">8</td> </tr> <tr> <td>TIMID</td> <td style="text-align: center;">1</td> <td style="text-align: center;">2</td> <td style="text-align: center;">8</td> </tr> <tr> <td>AGGRESSIVE</td> <td style="text-align: center;">1</td> <td style="text-align: center;">2</td> <td style="text-align: center;">8</td> </tr> <tr> <td>CRYING</td> <td style="text-align: center;">1</td> <td style="text-align: center;">2</td> <td style="text-align: center;">8</td> </tr> </table>		Y	N	DK	NIGHTMARE.....	1	2	8	WETTING BED.....	1	2	8	TIMID	1	2	8	AGGRESSIVE	1	2	8	CRYING	1	2	8	
	Y	N	DK																								
NIGHTMARE.....	1	2	8																								
WETTING BED.....	1	2	8																								
TIMID	1	2	8																								
AGGRESSIVE	1	2	8																								
CRYING	1	2	8																								

SECTION 4. (LAST) HUSBAND'S/PARTNER'S BACKGROUND CHARACTERISTICS

400T	RECORD THE TIME	HOUR -MINUTE..... <input type="text"/> <input type="text"/> <input type="text"/> <input type="text"/>																					
400	CHECK 207: (207=12, 13, 14, 15, 16, 17) MARRIED AT LEAST ONCE/ HAD A RELATIONSHIP <input type="checkbox"/>	(207=11) NEVER MARRIED/ NEVER HAD A RELATIONSHIP <input type="checkbox"/> → 424																					
401	Now I will ask you some questions about your (last) husband [partner] Is (was) your (last) husband [partner] literate?	YES 1 NO 2																					
402	Has your (last) husband [partner] ever attended to school?	YES 1 NO 2 → 407																					
403	What is the highest level of school your (last) husband [partner] attended?	PRIMARY SCHOOL 1 SECONDARY SCHOOL 2 HIGHSCHOOL 3 UNIVERSITY 4 MASTER'S 5 PHD 6 DON'T KNOW 8																					
404	What is the highest grade he completed at that level? RECORD "0" IF HE COMPLETED PREPARATORY CLASS OR HE DID NOT COMPLETE ANY GRADE	GRADE <input type="text"/> DON'T KNOW 8																					
405	Did he graduate from this school (received diploma)?	YES 1 NO 2 DON'T KNOW 8																					
406	RECORD THE LAST COMPLETED GRADES HE COMPLETED IN PRIMARY, SECONDARY SCHOOL, HIGHSCHOOL, UNIVERSITY AND POST-GRADUATE. RECORD THE COMPLETED GRADES IN SUM.	<table style="width: 100%; border-collapse: collapse;"> <tr> <td style="text-align: center;">PRI</td> <td style="text-align: center;">SEC</td> <td style="text-align: center;">HIGH</td> <td style="text-align: center;">UNI</td> <td style="text-align: center;">MASTER'S</td> <td style="text-align: center;">PHD</td> <td></td> </tr> <tr> <td style="text-align: center;"><input type="text"/></td> <td style="text-align: center;"><input type="text"/></td> <td style="text-align: center;"><input type="text"/></td> <td style="text-align: center;"><input type="text"/></td> <td style="text-align: center;"><input type="text"/></td> <td style="text-align: center;"><input type="text"/></td> <td style="text-align: center;">=</td> </tr> <tr> <td colspan="6"></td> <td style="text-align: center;">SUM OF COMPLETED GRADES <input type="text"/> <input type="text"/></td> </tr> </table>	PRI	SEC	HIGH	UNI	MASTER'S	PHD		<input type="text"/>	<input type="text"/>	<input type="text"/>	<input type="text"/>	<input type="text"/>	<input type="text"/>	=							SUM OF COMPLETED GRADES <input type="text"/> <input type="text"/>
PRI	SEC	HIGH	UNI	MASTER'S	PHD																		
<input type="text"/>	<input type="text"/>	<input type="text"/>	<input type="text"/>	<input type="text"/>	<input type="text"/>	=																	
						SUM OF COMPLETED GRADES <input type="text"/> <input type="text"/>																	
407	What is (was) your (last) husband's mother-tongue? RECORD ONLY ONE OPTION.	TURKISH 1 KURDISH 2 ARABIC 3 OTHER 7 (SPECIFY)																					
408	Has your (last) husband [partner] worked in a regular or irregular job whether paid or unpaid in the last one week? IF SHE DOES NOT HAVE A CURRENT RELATIONSHIP: In the last week of your relationship, did your (last) husband [partner] work in a regular or irregular job whether paid or unpaid?	YES 1 → 410 NO 2 DON'T KNOW 8																					

409	Does (did) your (last) husband [partner] have a regular job?	YES 1 NO 2 DON'T KNOW 8	→ 415
410	What is (was) your (last) husband's [partner's] occupation? What kind of job does (did) he have? _____ <i>(WRITE THE JOB IN DETAIL AND MARK THE APPROPRIATE SECTOR IN THE RIGHT SIDE COLUMN.)</i>	AGRICULTURE 1 INDUSTRY 2 SERVICE 3	
411	Is (was) your (last) husband [partner] working in the public or private sector?	PUBLIC 1 PRIVATE 2	
412	What is (was) the position of your (last) husband [partner] in his job?	EMPLOYER 01 PAID, EMPLOYEE (REGULAR) 02 PAID, PUBLIC OFFICER (REGULAR) 03 DAILY WAGED (SEASONAL, TEMPORAL) 04 WORKS FOR HIS OWN ACCOUNT (REGULAR) 05 WORKS FOR HIS OWN ACCOUNT (IRREGULAR, WHEN FINDS JOB) 06 UNPAID FAMILY WORKER 07 OTHER _____ 96 (SPECIFY)	
413	Does (did) he pay social security while working in this job? <i>IF YES: To which institution?</i>	NO 0 SOCIAL SECURITY INSTITUTION 1 SOCIAL INSURANCE INSTITUTION 2 RETIREMENT FUND 3 SOCIAL SECURITY ORGANIZATION FOR ARTISANS AND THE SELF-EMPLOYED 4 PRIVATE INSURANCE 5 OTHER _____ 7 (SPECIFY)	
414	SKIP TO 417.		
415	What is (was) the reason of your (last) husband [partner] for not working?	RETIRED 1 UNEMPLOYED/LOOKING FOR A JOB 2 DISABLED/SICK 3 STUDENT 4 ABOUT TO SERVE/SERVING IN THE MILITARY 5 OTHER _____ 7 (SPECIFY)	
416	For how long is your (last) husband [partner] unemployed? <i>IF SHE HAS NO CURRENT RELATIONSHIP, FOR THE LAST HUSBAND/PARTNER: When your relationship was over, for how long had he been unemployed?</i> <i>IF IT IS LESS THAN ONE MONTH, RECORD IN DAYS. IF IT IS LESS THAN ONE YEAR, RECORD IN MONTHS.</i>	DAY 1 <input type="text"/> <input type="text"/> MONTH 2 <input type="text"/> <input type="text"/> YEAR 3 <input type="text"/> <input type="text"/> NEVER HAD A JOB 400 DON'T KNOW 998	

417	<p>Does (Did) your (last) husband [partner] drink alcohol?</p> <p><i>IF YES:</i> Is (was) it every day, nearly every day, once or twice a week, a few times a month or less than once a month?</p>	<p>DOES NOT DRINK 0</p> <p>EVERY DAY/ALMOST EVERY DAY 1</p> <p>ONCE OR TWICE A WEEK 2</p> <p>A FEW TIMES A MONTH 3</p> <p>LESS THAN ONCE A MONTH 4</p>	<p>→ 419</p>
418	<p>In the last 12 months (last 12 month of your relationship) have you ever seen your (last) husband [partner] drunk?</p> <p><i>IF YES :</i> Is (was) he drunk most days, one a week, once in a month or less than once a month?</p>	<p>NEVER 0</p> <p>MANY DAYS 1</p> <p>ONCE A WEEK 2</p> <p>ONCE A MONTH 3</p> <p>LESS THAN ONCE A MONTH 4</p>	
419	<p>Does (Did) your (last) husband [partner] gamble so much that it effects the family income?</p> <p><i>IF YES:</i> Is (was) it every day, nearly every day, once or twice a week, a few times a month or less than once a month?</p>	<p>DOES NOT GAMBLE 0</p> <p>EVERY DAY/ALMOST EVERY DAY 1</p> <p>ONCE OR TWICE A WEEK 2</p> <p>A FEW TIMES A MONTH 3</p> <p>LESS THAN ONCE A MONTH 4</p>	
420	<p>Does (Did) your (last) husband [partner] use drugs?</p> <p><i>IF YES:</i> Is (was) it every day, nearly every day, once or twice a week, a few times a month or less than once a month?</p>	<p>DOES NOT USE DRUGS 0</p> <p>EVERY DAY/ALMOST EVERY DAY 1</p> <p>ONCE OR TWICE A WEEK 2</p> <p>A FEW TIMES A MONTH 3</p> <p>LESS THAN ONCE A MONTH 4</p>	
421	<p>Since you met your (last) husband [partner], has he ever argued with a man in a way that includes physical violence?</p>	<p>YES 1</p> <p>NO 2</p>	<p>→ 423</p>
422	<p>In the last 12 months (last 12 month of your relationship) has your (last) husband [partner] ever fought with someone?</p> <p><i>IF YES:</i> Was it once, twice, a couple of times or many times?</p>	<p>NEVER 0</p> <p>ONCE 1</p> <p>TWICE 2</p> <p>A COUPLE OF TIMES 3</p> <p>MANY TIMES 4</p>	
423	<p>Has your (last) husband [partner] had a relationship with any other women while he was with you?</p>	<p>YES 1</p> <p>NO 2</p> <p>MAY HAVE 3</p>	

ATTITUDES TOWARDS GENDER ROLES

424	Now, I am going to read you some sentences. I want to learn whether you agree or disagree with these statements in general.	AGREE	DISAGREE	NO IDEA
	A) A wife should not argue with her husband and keep silent if she disagrees with him.	1	2	8
	B) A woman should spend her own money according to her own will.	1	2	8
	C) Men should also do housework like cooking, dishwashing, laundry, ironing.	1	2	8
	D) Sometimes, it may be necessary to beat children to discipline them.	1	2	8
	E) Male family members are responsible for the attitudes and behaviors of a woman.	1	2	8
425	Now, I am going to list some situations. Could you tell me whether you approve if the man beats his wife in these circumstances?	APPROVES	DISAPPROVES	NO IDEA
	A) If a woman neglects the housework	1	2	8
	B) If she objects to her husband	1	2	8
	C) If she refuses to have sexual intercourse with him	1	2	8
	D) If she asks him whether he has other relationships.	1	2	8
	E) If the man suspects that she is unfaithful.	1	2	8
	F) If he finds out that she has been unfaithful.	1	2	8
426	In your opinion, can a married woman refuse to have sex with her Husband in these circumstances?	YES	NO	NO IDEA
	A) If she doesn't want to	1	2	8
	B) If he is drunk	1	2	8
	C) If she has health problems	1	2	8
	D) If he mistreats her	1	2	8

SECTION 5. RESPONDENT'S RELATIONSHIP WITH HER HUSBAND/PARTNER

500T	<i>RECORD THE TIME</i>	HOUR – MINUTE..... <table style="display:inline-table; border: 1px solid black; width: 40px; height: 20px; vertical-align: middle;"> <tr> <td style="width: 15px; height: 15px;"></td> <td style="width: 15px; height: 15px;"></td> </tr> </table> <table style="display:inline-table; border: 1px solid black; width: 40px; height: 20px; vertical-align: middle; margin-left: 10px;"> <tr> <td style="width: 15px; height: 15px;"></td> <td style="width: 15px; height: 15px;"></td> </tr> </table>																															
500	<i>CHECK 207:</i> (207=12, 13, 14, 15, 16, 17) MARRIED AT LEAST ONCE/ HAD A RELATIONSHIP <input style="width: 20px; height: 20px; margin-left: 10px;" type="checkbox"/>	(207=11) NEVER MARRIED/ NEVER HAD A RELATIONSHIP <input style="width: 20px; height: 20px; margin-left: 10px;" type="checkbox"/>	716																														
Now, I would like to talk about the behaviors of your husband [partner] toward you. These behaviors are of the types that are faced by many women and you too may have experienced.																																	
501	Now, I want to learn whether the following situations are true for your (last) husband [partner].	<table style="width:100%; border-collapse: collapse;"> <thead> <tr> <th style="width:60%;"></th> <th style="width:20%; text-align:center;">YES</th> <th style="width:20%; text-align:center;">NO</th> </tr> </thead> <tbody> <tr> <td>A) Does (did) he try to keep you from seeing your friends?</td> <td style="text-align:center;">1</td> <td style="text-align:center;">2</td> </tr> <tr> <td>B) Does (did) he try to restrict/prevent contact with your family of birth and close relatives?</td> <td style="text-align:center;">1</td> <td style="text-align:center;">2</td> </tr> <tr> <td>C) Does (did) he insist on knowing where you are at all times?</td> <td style="text-align:center;">1</td> <td style="text-align:center;">2</td> </tr> <tr> <td>D) Does (did) he ignore you and show lack of interest in you?</td> <td style="text-align:center;">1</td> <td style="text-align:center;">2</td> </tr> <tr> <td>E) Does (did) he get angry if you speak (spoke) with another man?</td> <td style="text-align:center;">1</td> <td style="text-align:center;">2</td> </tr> <tr> <td>F) Is (was) he often suspicious that you are (were) unfaithful?</td> <td style="text-align:center;">1</td> <td style="text-align:center;">2</td> </tr> <tr> <td>G) Does (did) he expect you to ask his permission to go to a health institution in case of your health problems?</td> <td style="text-align:center;">1</td> <td style="text-align:center;">2</td> </tr> <tr> <td>H) Does (did) he interfere with the clothes you wear and does (did) he want you to dress as he wants?</td> <td style="text-align:center;">1</td> <td style="text-align:center;">2</td> </tr> <tr> <td>I) Does (did) he interfere with your use of social network sites such as Facebook or Twitter?</td> <td style="text-align:center;">1</td> <td style="text-align:center;">2</td> </tr> </tbody> </table>		YES	NO	A) Does (did) he try to keep you from seeing your friends?	1	2	B) Does (did) he try to restrict/prevent contact with your family of birth and close relatives?	1	2	C) Does (did) he insist on knowing where you are at all times?	1	2	D) Does (did) he ignore you and show lack of interest in you?	1	2	E) Does (did) he get angry if you speak (spoke) with another man?	1	2	F) Is (was) he often suspicious that you are (were) unfaithful?	1	2	G) Does (did) he expect you to ask his permission to go to a health institution in case of your health problems?	1	2	H) Does (did) he interfere with the clothes you wear and does (did) he want you to dress as he wants?	1	2	I) Does (did) he interfere with your use of social network sites such as Facebook or Twitter?	1	2	
	YES	NO																															
A) Does (did) he try to keep you from seeing your friends?	1	2																															
B) Does (did) he try to restrict/prevent contact with your family of birth and close relatives?	1	2																															
C) Does (did) he insist on knowing where you are at all times?	1	2																															
D) Does (did) he ignore you and show lack of interest in you?	1	2																															
E) Does (did) he get angry if you speak (spoke) with another man?	1	2																															
F) Is (was) he often suspicious that you are (were) unfaithful?	1	2																															
G) Does (did) he expect you to ask his permission to go to a health institution in case of your health problems?	1	2																															
H) Does (did) he interfere with the clothes you wear and does (did) he want you to dress as he wants?	1	2																															
I) Does (did) he interfere with your use of social network sites such as Facebook or Twitter?	1	2																															

502	Has your current husband/partner, or any other husbands/partners ever:		503 Did you experience this with your last husband/[partner]?	504 Has this happened in the last 12 months? <i>IF YES: Once, twice, a few times or many times?</i>	505 Has this happened before the last 12 months? <i>IF YES: did this happen once, twice, a few or many times?</i>
		Y N NA	Y N	N ONCE TWICE A FEW MANY	N ONCE TWICE A FEW MANY
		1 2 8 ↳ 502(B)	1 2	0 1 2 3 4	0 1 2 3 4
		1 2 8 ↳ 502(C)	1 2	0 1 2 3 4	0 1 2 3 4
	C) Taken your earnings from you against your will (in the case that you had your own earnings)?	1 2 8 ↳ 506	1 2	0 1 2 3 4	0 1 2 3 4
506	Has your current husband/partner, or any other husbands/partners ever:		507 Did you experience this with your last husband/[partner]?	508 Has this happened in the last 12 months? <i>IF YES: Once, twice, a few times or many times?</i>	509 Has this happened before the last 12 months? <i>IF YES: did this happen once, twice, a few or many times?</i>
		Y N	E H	N ONCE TWICE A FEW MANY	N ONCE TWICE A FEW MANY
		1 2 506(B) ←	1 2	0 1 2 3 4	0 1 2 3 4
		1 2 506(C) ←	1 2	0 1 2 3 4	0 1 2 3 4
		1 2 506(D) ←	1 2	0 1 2 3 4	0 1 2 3 4
	D) Threatened to hurt you or someone you care about?	1 2 510 ←	1 2	0 1 2 3 4	0 1 2 3 4

510	Has your current husband/partner, or any other husbands/partners ever:		511 Did you experience this with your last husband/partner?	512 Has this happened in the last 12 months? <i>IF YES: Once, twice, a few times or many times?</i>	513 Has this happen before the last 12 months? <i>IF YES: did this happen once, twice, a few or many times?</i>	
		Y N	Y N	N ONCE TWICE A FEW MANY	N ONCE TWICE A FEW MANY	
		A) Slapped you or thrown something at you that could hurt you?	1 2 510(B) ←	1 2	0 1 2 3 4	0 1 2 3 4
		B) Shoved you or assaulted you or pulled your hair?	1 2 510(C) ←	1 2	0 1 2 3 4	0 1 2 3 4
		C) Hit you with his fist or hit you with something else that could hurt you?	1 2 510(D) ←	1 2	0 1 2 3 4	0 1 2 3 4
		D) Kicked you, dragged you or beaten you up?	1 2 510(E) ←	1 2	0 1 2 3 4	0 1 2 3 4
		E) Choked you or burnt any part of your body?	1 2 510(F) ←	1 2	0 1 2 3 4	0 1 2 3 4
F) Threatened you with a weapon like a knife or a gun or actually used them against you?	1 2 514 ←	1 2	0 1 2 3 4	0 1 2 3 4		
514	A) Has your current husband/partner, or any other husbands/partners ever physically force you to have sexual intercourse even when you did not want to?		515 Did you experience this with your last husband/partner?	516 Has this happened in the last 12 months? <i>IF YES: Once, twice, a few times or many times?</i>	517 Has this happen before the last 12 months? <i>IF YES: did this happen once, twice, a few or many times?</i>	
		Y N	Y N	N ONCE TWICE A FEW MANY	N ONCE TWICE A FEW MANY	
		B) Have you ever had sexual intercourse when you did not want to because of your fear for what your husband or any other partner might do to you?	1 2 514(B) ←	1 2	0 1 2 3 4	0 1 2 3 4
		C) Has your current husband/partner, or any other husbands/partners ever forced you to do something sexual that you found degrading or humiliating?	1 2 518 ←	1 2	0 1 2 3 4	0 1 2 3 4
518	CHECK 510 AND 514:	AT LEAST ONE "YES" IN 510: WOMAN EXPERIENCED PHYSICAL VIOLENCE..... A AT LEAST ONE "YES" IN 514: WOMAN EXPERIENCED SEXUAL VIOLENCE..... B NO "YES" IN 510 AND 514: WOMAN DID NOT EXPERIENCE ANY PHYSICAL OR SEXUAL VIOLENCE....X				

519	CHECK 518: (518=A) EXPERIENCED PHYSICAL VIOLENCE AT LEAST ONCE <input type="checkbox"/>	(518=B OR X) DID NOT EXPERIENCE PHYSICAL VIOLENCE <input type="checkbox"/>	→ 525
520	CHECK 306: HAD AT LEAST ONE PREGNANCY <input type="checkbox"/>	HAD NO PREGNANCY <input type="checkbox"/>	→ 525
521	Did (any of) your husband(s)[partner(s)] slap, hit or beat you or give you any physical damage while you were pregnant?	YES..... 1 NO..... 2	
522	Did (any of) your husband(s)[partner(s)] punch or kick you in the abdomen while you were pregnant?	YES 1 NO 2	
523	CHECK 521 and 522: (521=1 AND/OR 522=1) THERE IS VIOLENCE DURING PREGNANCY <input type="checkbox"/>	(521=2 AND 522=2) THERE IS NO VIOLENCE DURING PREGNANCY <input type="checkbox"/>	→ 525
524	Compared to before you were pregnant, did the violence get worse, less, stay about the same or stop while you were pregnant?	DID NOT CHANGE/DID NOT HAVE ANY IMPACT..... 0 GOT WORSE..... 1 BECAME LESS..... 2 STOPPED..... 3	
525	Have you ever hit or physically mistreated your husband [partner] (or any of your husbands/partners) when he was not hitting or physically mistreating you? <i>IF YES:</i> How often? Once or twice, several times or many times?	NO..... 0 ONCE..... 1 TWICE..... 2 SEVERAL TIMES..... 3 MANY TIMES..... 4	
526	Are/were you afraid of your husband [partner], when you are/were with him? <i>IF YES:</i> Sometimes or many times?	NO..... 0 SOMETIMES..... 1 MANY TIMES..... 2	
527	CHECK 308: HAS LIVE BIRTH <input type="checkbox"/>	NO LIVE BIRTHS <input type="checkbox"/>	→ 600T
528	Has (Have) your child/children been hit or physically mistreated by your husband (or any of your husbands/partners) ? <i>IF YES:</i> How often? Once or twice, several times or many times?	NO..... 0 ONCE..... 1 TWICE..... 2 SEVERAL TIMES..... 3 MANY TIMES..... 4 NOT APPLICABLE..... 5	
529	Have you yourself ever hit or physically mistreat your child/children? <i>IF YES:</i> How often? Once or twice, several times or many times?	NO..... 0 ONCE..... 1 TWICE..... 2 SEVERAL TIMES..... 3 MANY TIMES..... 4 NOT APPLICABLE..... 5	

SECTION 6. INJURIES

600T	RECORD THE TIME	HOUR—MINUTE..... <table style="display:inline-table; border: 1px solid black; vertical-align: middle;"> <tr> <td style="width:20px; height:20px;"></td> <td style="width:20px; height:20px;"></td> <td style="width:20px; height:20px;"></td> <td style="width:20px; height:20px;"></td> </tr> </table>																																									
600	CHECK 518: (518=A OR 518=B) EXPERIENCED PHYSICAL OR SEXUAL VIOLENCE AT LEAST ONCE <input style="margin-left: 10px;" type="checkbox"/>	(518=X) DID NOT EXPERIENCE PHYSICAL OR SEXUAL VIOLENCE <input style="margin-left: 10px;" type="checkbox"/>	716																																								
We have talked about the event(s) that you were exposed to (MAY NEED TO REFER TO SPECIFIC ACTS RESPONDENT MENTIONED IN SECTION 5). Some injuries may have occurred due to any of these incident(s). By injury, I mean any form of physical harm, including cuts, sprains, burns, broken bones or broken teeth etc. Now I want to talk about these injuries with you.																																											
601	Have you ever been injured as a result of the acts of your husband [any of your husband(s)/partner(s)].	YES1 NO2	605																																								
602	Until now, how many times were you injured by [any] of your husband(s)/partner(s)? Would you say once or twice, several times or many times	ONCE1 TWICE2 SEVERAL TIMES (3-5)3 MANY TIMES (MORE THAN 5)4																																									
603	Until now, were you injured in the ways that I will list now as a result of the event(s) you have experienced?	<table border="1" style="width:100%; border-collapse: collapse;"> <tr> <td style="width:50%;"></td> <td style="width:50%;"></td> </tr> <tr> <td style="text-align:center;">Y</td> <td style="text-align:center;">N</td> </tr> </table>			Y	N	<table border="1" style="width:100%; border-collapse: collapse;"> <tr> <td colspan="2" style="text-align:center;">604</td> </tr> <tr> <td colspan="2" style="text-align:center;">Has this happened in the last 12 months?</td> </tr> <tr> <td style="width:50%;"></td> <td style="width:50%;"></td> </tr> <tr> <td style="text-align:center;">Y</td> <td style="text-align:center;">N</td> </tr> </table>	604		Has this happened in the last 12 months?				Y	N																												
Y	N																																										
604																																											
Has this happened in the last 12 months?																																											
Y	N																																										
	A) Cuts, bites? B) Scratches, abrasions, bruises? C) Were you injured in a way that would lead to sprains and dislocations? D) Burns? E) Deep wounds, deep cuts? F) Broken eardrums, eye injuries, black-eyes? G) Were you injured in a way that would lead to fractures, broken bones? H) Broken teeth? D) Internal injuries? U) Did you have any other injuries? _____ (SPECIFY)	<table style="width:100%;"> <tr> <td style="width:50%;">1</td> <td style="width:50%;">2</td> </tr> <tr> <td style="text-align:center;">603(B) ←</td> <td></td> </tr> <tr> <td style="width:50%;">1</td> <td style="width:50%;">2</td> </tr> <tr> <td style="text-align:center;">603(C) ←</td> <td></td> </tr> <tr> <td style="width:50%;">1</td> <td style="width:50%;">2</td> </tr> <tr> <td style="text-align:center;">603(D) ←</td> <td></td> </tr> <tr> <td style="width:50%;">1</td> <td style="width:50%;">2</td> </tr> <tr> <td style="text-align:center;">603(E) ←</td> <td></td> </tr> <tr> <td style="width:50%;">1</td> <td style="width:50%;">2</td> </tr> <tr> <td style="text-align:center;">603(F) ←</td> <td></td> </tr> <tr> <td style="width:50%;">1</td> <td style="width:50%;">2</td> </tr> <tr> <td style="text-align:center;">603(G) ←</td> <td></td> </tr> <tr> <td style="width:50%;">1</td> <td style="width:50%;">2</td> </tr> <tr> <td style="text-align:center;">603(H) ←</td> <td></td> </tr> <tr> <td style="width:50%;">1</td> <td style="width:50%;">2</td> </tr> <tr> <td style="text-align:center;">603(I) ←</td> <td></td> </tr> <tr> <td style="width:50%;">1</td> <td style="width:50%;">2</td> </tr> <tr> <td style="text-align:center;">603(U) ←</td> <td></td> </tr> <tr> <td style="width:50%;">1</td> <td style="width:50%;">2</td> </tr> <tr> <td style="text-align:center;">605 ←</td> <td></td> </tr> </table>	1	2	603(B) ←		1	2	603(C) ←		1	2	603(D) ←		1	2	603(E) ←		1	2	603(F) ←		1	2	603(G) ←		1	2	603(H) ←		1	2	603(I) ←		1	2	603(U) ←		1	2	605 ←		
1	2																																										
603(B) ←																																											
1	2																																										
603(C) ←																																											
1	2																																										
603(D) ←																																											
1	2																																										
603(E) ←																																											
1	2																																										
603(F) ←																																											
1	2																																										
603(G) ←																																											
1	2																																										
603(H) ←																																											
1	2																																										
603(I) ←																																											
1	2																																										
603(U) ←																																											
1	2																																										
605 ←																																											
	V) Did you have any other injuries? _____ (SPECIFY)	<table style="width:100%;"> <tr> <td style="width:50%;">1</td> <td style="width:50%;">2</td> </tr> <tr> <td style="text-align:center;">605 ←</td> <td></td> </tr> </table>	1	2	605 ←																																						
1	2																																										
605 ←																																											

605	Until now, did you ever lose consciousness because of what your husband [any of your husband(s)/partner(s)] did to you?	YES 1 NO 2	→ 607
606	Has this happened in the last 12 months?	YES 1 NO 2	
607	<i>CHECK 601 AND 603:</i> IF INJURED AT LEAST ONCE <input type="checkbox"/> NO INJURIES <input type="checkbox"/>		→ 700T
608	Until now, were you ever hurt badly enough by your husband [any of your husband(s)/partner(s)] that you needed health care (even if you did not receive it)? <i>IF YES: How many times?</i>	NUMBER OF TIMES NEEDED HEALTH CARE..... <input type="text"/> <input type="text"/> NEVER INJURED SO AS TO NEED HEALTHCARE 00	→ 700T
609	Did you ever receive health care because of these injuries? <i>IF YES: Did you receive health care for all of them, for some of them or you never received health care for these injuries?</i>	YES, FOR SOME OF THEM 1 YES, FOR ALL OF THEM 2 NO, FOR ALL OF THEM 3	→ 615
610	Did you receive health care due to injuries during the last 12 months?	YES 1 NO 2	
611	During the last health care you received, has any health worker asked you the reason of your injury?	YES 1 NO 2	
612	During the last health care you received, did you tell a health worker the real cause of your injury?	YES 1 NO 2	
613	During the last health care you received, did the health workers direct you to any institution/organization from which you can receive help and support?	YES 1 NO 2	
614	During the last health care you received, were you satisfied with the attitudes and behaviors of the health workers?	YES 1 NO 2	
615	In any of these injuries have you ever obtained a forensic/medical report?	YES 1 NO 2	

SECTION 7. IMPACT AND COPING

700T	<i>RECORD THE TIME.</i>	HOUR – MINUTE..... <table style="display: inline-table; border: 1px solid black; width: 40px; height: 20px; vertical-align: middle;"> <tr> <td style="width: 15px; height: 15px;"></td> <td style="width: 15px; height: 15px;"></td> <td style="width: 15px; height: 15px;"></td> <td style="width: 15px; height: 15px;"></td> </tr> </table>				
700	CHECK 518: (518=A) WOMAN EXPERIENCED PHYSICAL VIOLENCE <input style="width: 20px; height: 15px; margin-left: 5px;" type="checkbox"/>	(518=B) WOMAN EXPERIENCED ONLY SEXUAL VIOLENCE <input style="width: 20px; height: 15px; margin-left: 5px;" type="checkbox"/>	708			
701	I want to learn how the behaviors of your husband [husbands/partner/partners] that we talked about earlier affected you.					
702	For you, what was the reason of the behaviors of your husband [partner]? <i>PROBE:</i> Other? MARK ALL MENTIONED.	PROBLEMS WITH HIS FAMILYA MONEY PROBLEMSB PROBLEMS RELATED TO THE CHILDRENC HE IS JEALOUS OF HERD SHE IS DISOBEDIENTE NO PARTICULAR REASONF PROBLEMS AT HIS WORKG MAN BEING DRUNKH HE IS UNEMPLOYEDI PROBLEMS WITH HER FAMILYJ SHE IS JEALOUS OF HIMK SHE REFUSES SEXL HOW HE WAS RAISED BY HIS FAMILYM OTHER _____ U (SPECIFY) OTHER _____ V (SPECIFY)				
703	CHECK 308: HAS LIVE BIRTH <input style="width: 20px; height: 15px; margin-left: 5px;" type="checkbox"/>	NO LIVE BIRTHS <input style="width: 20px; height: 15px; margin-left: 5px;" type="checkbox"/>	705			
704	In any of these incident(s), did your children witness this event, did they see or hear it? <i>IF YES:</i> How often? Would you say once or twice, several times or most of the time?	NO0 ONCE1 TWICE2 SEVERAL TIMES3 MANY TIMES4 HAD NO CHILD AT THAT TIME / CHILDREN WERE NOT PRESENT5				
705	During or after such (an) incident(s), did your husband [partner] ever force you to have sex? <i>IF YES:</i> How often? Would you say once or twice, several times or many times?	NO0 ONCE1 TWICE2 SEVERAL TIMES3 MANY TIMES4				

706	<p>During the times that your husband [partner] mistreated you, did you ever fight back physically to defend yourself?</p> <p><i>IF YES: Once or twice, several times or many times?</i></p>	<p>NO0</p> <p>ONCE1</p> <p>TWICE2</p> <p>SEVERAL TIMES3</p> <p>MANY TIMES4</p>	708
707	<p>What was the effect of your fighting back? Would you say, that it had no effect, the violence increased, the violence decreased, or that the violence stopped at least for the moment?</p>	<p>RELATIONSHIP CONTINUED</p> <p>INCREASED 11</p> <p>DECREASED..... 12</p> <p>HAD NO EFFECT 13</p> <p>STOPPED 14</p> <p>RELATIONSHIP ENDED</p> <p>INCREASED15</p> <p>DECREASED.....16</p> <p>HAD NO EFFECT 17</p> <p>STOPPED 18</p>	
708	<p>Have you told anyone about your husband's [partner's] behavior?</p> <p><i>IF YES: To whom?</i></p> <p>Anyone else?</p> <p><i>MARK ALL MENTIONED</i></p>	<p>NO ONEA</p> <p>MOTHERB</p> <p>SISTERSC</p> <p>FRIENDSD</p> <p>NEIGHBORSE</p> <p>FATHERF</p> <p>WOMEN FROM MAN'S FAMILYG</p> <p>FEMALE RELATIVESH</p> <p>MOTHER-IN-LAWI</p> <p>BROTHERSJ</p> <p>CHILDRENK</p> <p>INSTITUTION/ORGANIZATIONL</p> <p>NGO/WOMEN'S ORGANIZATIONM</p> <p>OTHER _____ U</p> <p>(SPECIFY)</p> <p>OTHER _____ V</p> <p>(SPECIFY)</p>	
709	<p>Did anyone who knew/witnessed these incidents ever try to help you?</p> <p><i>IF YES: Who?</i></p> <p>Other?</p> <p><i>MARK ALL MENTIONED.</i></p>	<p>NO ONEA</p> <p>MOTHER-IN-LAWB</p> <p>WOMEN FROM MAN'S FAMILYC</p> <p>NEIGHBORSD</p> <p>FRIENDSE</p> <p>SISTERSF</p> <p>CHILDRENG</p> <p>MOTHERH</p> <p>FEMALE RELATIVESI</p> <p>BROTHERSJ</p> <p>FATHERK</p> <p>INSTITUTION/ORGANIZATIONL</p> <p>OTHER _____ U</p> <p>(SPECIFY)</p> <p>OTHER _____ V</p> <p>(SPECIFY)</p> <p>NO ONE KNEW/WITNESSED..... X</p>	

710	<p>As a result of the behaviors of your husband [partner] toward you, have you ever left/had to leave home, at least overnight?</p> <p><i>IF YES: How many times ?</i></p>	<p>NUMBER OF TIMES LEFT..... <input type="text"/> <input type="text"/></p> <p>NEVER LEFT HOME..... 00 → 715</p> <p>DO NOT LIVE IN THE SAME HOUSE.....97 → 716</p>
711	<p>What were the reasons for leaving home (the last time)?</p> <p>Other?</p> <p><i>MARK ALL MENTIONED</i></p>	<p>COULD NOT ENDURE ANY MORE..... A</p> <p>ENCOURAGED BY FRIENDS/FAMILY B</p> <p>BADLY INJURED C</p> <p>HE THREATENED/TRIED TO KILL HER D</p> <p>HE THREATENED/HIT THE CHILDREN E</p> <p>COULD NOT STAND CHILDREN'S SUFFERING..... F</p> <p>THROWN OUT OF THE HOUSE G</p> <p>AFRAID HE WOULD KILL HER H</p> <p>OTHER _____ U</p> <p>(SPECIFY)</p> <p>OTHER _____ V</p> <p>(SPECIFY)</p>
712	<p>Where did you go when you left home (for the last time)?</p>	<p>HER FAMILY01</p> <p>HER RELATIVES02</p> <p>HIS FAMILY/RELATIVES03</p> <p>FRIEND04</p> <p>NEIGHBOR.....05</p> <p>POLICE/GENDARMERIE06</p> <p>KOZA/SONIM (KOZA CENTER FOR MONITORING AND PREVENTION OF VIOLENCE)07</p> <p>WOMEN' ORGANIZATION08</p> <p>HOTEL/HOSTEL.....09</p> <p>OTHER _____ 96</p> <p>(SPECIFY)</p>
713	<p>How long did you stay away when you left the house (the last time)?</p> <p><i>RECORD AS DAY OR MONTH.</i></p> <p><i>IF LESS THAN ONE MONTH RECORD AS DAY.</i></p>	<p>DAY (IF LESS THAN A MONTH) 1 <input type="text"/> <input type="text"/></p> <p>MONTH 2 <input type="text"/> <input type="text"/></p> <p>DID NOT RETURN/ DO NOT LIVE TOGETHER.....300 → 716</p>

714	<p>What were the reason(s) that made you return?</p> <p>Other</p> <p><i>MARK ALL MENTIONED.</i></p>	<p>PSYCHOLOGICAL REASONS</p> <p>ASHAMED/HESITATED/AFRAID OF GETTING BLAMED A</p> <p>AFRAID THAT THE RELATIONSHIP WOULD END B</p> <p>AFRAID OF THREATS/THE INCREASE OF VIOLENCE C</p> <p>DID NOT WANT TO BE A DIVORCEE D</p> <p>THOUGHT THE VIOLENCE WAS NOT SEVERE E</p> <p>REASONS RELATED TO MAN</p> <p>LOVED HIM/FORGAVE HIM F</p> <p>THOUGHT HE WOULD CHANGE G</p> <p>HE WANTED HER BACK H</p> <p>HE THREATENED HER I</p> <p>REASONS RELATED TO CHILDREN</p> <p>AFRAID THAT HER CHILDREN WOULD BE UNHAPPY J</p> <p>AFRAID OF LOSING THE CHILDREN K</p> <p>CHILDREN WANTED TO RETURN /HER TO RETURN L</p> <p>REASONS RELATED TO FAMILY AND ACQUAINTANCES</p> <p>DIDN'T WANT TO BRING SHAME ON FAMILY M</p> <p>IMPORTANCE OF MARIAGE N</p> <p>HER FAMILY WANTED/FORCED HER TO RETURN O</p> <p>HIS FAMILY WANTED/FORCED HER TO RETURN P</p> <p>COULDN'T SUPPORT CHILDREN/HERSELF R</p> <p>COULDN'T STAY IN THE PLACE SHE WENT ANY LONGER S</p> <p>OTHER _____ U</p> <p>(SPECIFY)</p>
-----	---	---

PASS TO 716.

715	<p>You mentioned you never left home due to the mistreatment of your husband [partner]. What were the reason(s) that made you stay?</p> <p>Other?</p> <p><i>MARK ALL MENTIONED.</i></p>	<p>SHE HAD NOWHERE TO GO A</p> <p>THERE WAS NO SERIOUS PROBLEM B</p> <p>FINANCIAL REASONS C</p> <p>DIDN'T KNOW WHERE TO APPLY D</p> <p>NO INSTITUTION/ORGANIZATION TO APPLY E</p> <p>PSYCHOLOGICAL REASONS</p> <p>ASHAMED/HESITATED/AFRAID OF GETTING BLAMED F</p> <p>DID NOT BELIEVE THAT SHE COULD RECEIVE HELP G</p> <p>AFRAID THAT THE RELATONSHIP WOULD END H</p> <p>AFRAID OF THREATS/THE INCREASE OF VIOLENCE I</p> <p>ACCUSED HERSELF J</p> <p>THOUGHT IT WAS A ONE-TIME THING K</p> <p>REASONS RELATED TO MAN</p> <p>LOVED HIM/FORGAVE HIM L</p> <p>THOUGHT HE WOULD CHANGE M</p> <p>REASONS RELATED TO CHILDREN</p> <p>AFRAID HER CHILDREN WOULD BE UNHAPPY N</p> <p>AFRAID OF LOSING THE CHILDREN O</p> <p>REASONS RELATED TO FAMILY AND ACQUAINTANCES</p> <p>DIDN'T WANT TO BRING SHAME ON FAMILY P</p> <p>OTHER _____ U</p> <p>(SPECIFY)</p>
-----	---	---

716	<p>In our country there are some institutions and organizations that help people who experience physical and sexual violence. Now, I would like to ask you whether you have heard of these institutions that support women, children and family members or not.</p> <p>Have you heard of the services offered by these institutions for people who experience violence?</p>	717 Have you heard of the services offered by these institutions?		CHECK 717 AND 518: IF 717=1 AND 518=A	
		NO	YES	NO	YES
	A) Police or CALL 155	0	1	1	2
	B) Gendarmerie or CALL 156	0	1	1	2
	C) CALL 183 Women, Children, Disabled and Social Services Hotline	0	1	1	2
	D) KOZA- Violence Prevention and Monitoring Center (KOZA/ŞÖNİM)	0	1	1	2
	E) Family Court	0	1	1	2
	F) Women's Shelter/ Women's Guest house	0	1	1	2
	G) Public Prosecutor	0	1	1	2
	H) Governorate-District Governorate	0	1	1	2
	I) Bar	0	1	1	2
	J) Provincial Directorate of the Ministry of Family and Social Policies	0	1	1	2
	K) Hospital or Health Institution	0	1	1	2
	L) Women's Organizations	0	1	1	2
M) Municipality's Women Consultancy Center	0	1	1	2	

719	CHECK 717: HEARD AT LEAST ONE OF THEM <input type="checkbox"/>	DID NOT HEAR ANY <input type="checkbox"/>	720A
-----	---	---	------

720	<p>Where did you hear of these institutions from?</p> <p>Where else?</p> <p>MARK ALL MENTIONED.</p>	<p>TELEVISION.....A</p> <p>NEWSPAPER/MAGAZINE/BOOK.....B</p> <p>BANNER/BOARD.....C</p> <p>INTERNET/SOCIAL MEDIA.....D</p> <p>SCHOOL.....E</p> <p>RELATIVE/FRIEND/ACQUAINTANCE.....F</p> <p>PUBLIC INSTITUTION/ORGANIZATION.....G</p> <p>NGO/WOMEN'S ORGANIZATION.....H</p> <p>OTHER.....U</p> <p>(SPECIFY)</p>
-----	---	--

720A	CHECK 518 (518=A) <input type="checkbox"/>	(518=B OR 518=X) <input type="checkbox"/>	800T
	WOMAN EXPERIENCED PHYSICAL VIOLENCE	WOMAN DID NOT EXPERIENCE PHYSICAL VIOLENCE	

720B	CHECK 718: APPLIED TO INSTITUTION/ ORGANIZATION <input type="checkbox"/>	DID NOT APPLY TO INSTITUTION/ ORGANIZATION <input type="checkbox"/>	795
------	---	---	-----

721

APPLICATION TO THE POLICE

<p>721 CHECK 718:</p> <p>IS THERE AN APPLICATION TO POLICE OR ALO 155?</p>	<p>722 Did you apply to police by yourself (call ALO 155)? Or did others apply to police on your behalf (call ALO 155)?</p> <p align="center"><i>MARK ALL MENTIONED.</i></p>	<p>723 How many incidents, you experienced, led you to apply to the Police or led other people to apply on your behalf?</p>	<p>724 How long has it been since your (last) application to the Police?</p>	<p>725 Who was with you during your (last) application to the Police?</p> <p align="center"><i>MARK ALL MENTIONED.</i></p>
<p>YES.....1</p> <p>NO.....2</p> <p align="center">731 ←</p>	<p>PERSONAL APPLICATION.....A</p> <p>CALLED ALO 155.....B</p> <p>OTHER PEOPLE APPLIED TO THE POLICE.....C</p> <p>OTHER PEOPLE CALLED ALO 155.....D</p>	<p align="center">NUMBER OF APPLICATIONS</p> <p align="center">□ □</p>	<p>DAY.....1 □ □</p> <p>MONTH.....2 □ □</p> <p>YEAR.....3 □ □</p> <p align="center"><i>IF LESS THAN ONE MONTH RECORD AS DAY</i></p> <p align="center"><i>IF LESS THAN ONE YEAR RECORD AS MONTH</i></p>	<p>ALONE.....A</p> <p>HUSBAND.....B</p> <p>CHILDREN.....C</p> <p>HUSBAND'S FAMILY.....D</p> <p>HER FAMILY.....E</p> <p>FRIEND/NEIGHBOR.....F</p> <p>OTHER.....U</p> <p align="center">(SPECIFY)</p>

APPLICATION TO THE GENDARMERIE

<p>731 CHECK 718:</p> <p>IS THERE AN APPLICATION TO THE GENDARMERIE OR ALO 156?</p>	<p>732 Did you apply to the gendarmerie by yourself (call ALO 156)? Or did others apply to the gendarmerie on your behalf (call ALO 156)?</p> <p align="center"><i>MARK ALL MENTIONED.</i></p>	<p>733 How many incidents, you experienced, led you to apply to the Gendarmerie or other people to apply on your behalf?</p>	<p>734 How long has it been since your (last) application to the Gendarmerie?</p>	<p>735 Who was with you during your (last) application to the Gendarmerie?</p> <p align="center"><i>MARK ALL MENTIONED.</i></p>
<p>YES.....1</p> <p>NO.....2</p> <p align="center">741 ←</p>	<p>PERSONAL APPLICATION.....A</p> <p>CALLED ALO 156.....B</p> <p>OTHER PEOPLE APPLIED TO THE GENDARMERIE.....C</p> <p>OTHER PEOPLE CALLED ALO 156.....D</p>	<p align="center">NUMBER OF APPLICATIONS</p> <p align="center">□ □</p>	<p>DAY.....1 □ □</p> <p>MONTH.....2 □ □</p> <p>YEAR.....3 □ □</p> <p align="center"><i>IF LESS THAN ONE MONTH RECORD AS DAY</i></p> <p align="center"><i>IF LESS THAN ONE YEAR RECORD AS MONTH</i></p>	<p>ALONE.....A</p> <p>HUSBAND.....B</p> <p>CHILDREN.....C</p> <p>HUSBAND'S FAMILY.....D</p> <p>HER FAMILY.....E</p> <p>FRIEND/NEIGHBOR.....F</p> <p>OTHER.....U</p> <p align="center">(SPECIFY)</p>

APPLICATION TO ALO 183 WOMEN, CHILDREN, DISABLED AND SOCIAL SERVICES HOTLINE

<p>741 CHECK 718: WAS THE ALO 183 WOMEN, DISABLED, CHILDREN AND SOCIAL SERVICES HOTLINE CALLED?</p>	<p>742 Did you call ALO 183 Women, Children, Disabled and Social Services Hotline by yourself or did others call on your behalf? <i>MARK ALL MENTIONED</i></p>	<p>743 How many incidents, you experienced, led you or others to call ALO 183 Women, Children, Disabled and Social Services Hotline?</p>	<p>744 How long has it been since your (last) application to ALO 183 Women, Children, Disabled and Social Services Hotline?</p>	<p>745 What is the result of your (last) application?</p>
<p>YES.....1 NO.....2 749 ←</p>	<p>CALLER HERSELF.....A OTHERS CALLED.....B</p>	<p>NUMBER OF APPLICATIONS □ □</p>	<p>DAY.....1 □ □ MONTH.....2 □ □ YEAR.....3 □ □ <i>IF LESS THAN ONE MONTH RECORD AS DAY</i> <i>IF LESS THAN ONE YEAR RECORD AS MONTH</i></p>	<p>INTERVENTION IMPLEMENTED.....A INFORMED/DIRECTED.....B OTHER.....U (SPECIFY) OTHER.....V (SPECIFY)</p>

APPLICATION TO KOZA/VIOLENCE MONITORING AND PREVENTION CENTERS (ŞÖNİM)

<p>749 CHECK 718: DID SHE APPLIED TO KOZA/VIOLENCE PREVENTION AND MONITORING CENTER (ŞÖNİM)</p>	<p>750 Did you apply to KOZA/ŞÖNİM by yourself or did any institution/organization direct you? IF YES: Which institution/organization directed you?</p>	<p>751 How many Incidents, you experienced, led you to apply to or led institutions to direct you to Koza/ŞÖNİM?</p>	<p>752 How long has it been since your (last) application to KOZA/ŞÖNİM</p>	<p>753 Who was with you during your (last) application to KOZA/ŞÖNİM?</p>	<p>754 Who was with you during the first interview with KOZA/ŞÖNİM following the (last) incident that led you to apply?</p>
<p>YES.....1 NO.....2 761 ←</p>	<p>PERSONAL APPLICATION.....A POLICE.....B GENDARMERIE.....C PUBLIC PROSECUTOR.....D GOVERNORATE/DISTRICT GOVERNORATE.....E MINISTRY/PROVINCIAL DIRECTORATE.....F ALO 183.....G HEALTH INSTITUTION.....H BAR.....I WOMEN'S ORGANIZATION.....J MUNICIPALITY.....K OTHER.....U (SPECIFY)</p>	<p>NUMBER OF APPLICATIONS □ □</p>	<p>DAY.....1 □ □ MONTH.....2 □ □ YEAR.....3 □ □ <i>IF LESS THAN ONE MONTH RECORD AS DAY</i> <i>IF LESS THAN ONE YEAR RECORD AS MONTH</i></p>	<p>ALONE.....A CHILDREN.....B PARTNER'S FAMILY.....C HER FAMILY.....D FRIEND/NEIGHBOR.....E OTHER.....U (SPECIFY)</p>	<p>ALONE.....A CHILDREN.....B PARTNER'S FAMILY.....C HER FAMILY.....D OTHERS.....E OTHER EMPLOYEE.....F OTHER.....U (SPECIFY)</p>

APPLICATION TO A WOMEN'S ORGANIZATION

<p>761 CHECK 718: WAS THERE AN APPLICATION TO A WOMEN'S ORGANIZATION?</p>	<p>762 Did you apply to a women's organization by yourself or did an institution/organization direct you? IF YES: Which institution/organization?</p>	<p>763 How many Incidents, you experienced, led you to apply to or led other institutions to direct you to women's institutions?</p>	<p>764 How long has it been since your (last) application to a women's organization?</p>	<p>765 Who was with you during your (last) application to a women's organization?</p>
<p>YES.....1 NO.....2 771 ←</p>	<p>PERSONAL APPLICATION.....A POLICE.....B GENDARMERIE.....C PUBLIC PROSECUTOR.....D GOVERNORATE/DISTRICT GOVERNORATE.....E MINISTRY/PROVINCIAL DIRECTORATE.....F HEALTH INSTITUTION.....G BAR.....H MUNICIPALITY.....I OTHER.....U (SPECIFY)</p>	<p>NUMBER OF APPLICATIONS</p> <p><input type="text"/> <input type="text"/></p>	<p>DAY....1 <input type="text"/> <input type="text"/></p> <p>MONTH...2 <input type="text"/> <input type="text"/></p> <p>YEAR....3 <input type="text"/> <input type="text"/></p> <p><i>IF LESS THAN ONE MONTH RECORD AS DAY</i> <i>IF LESS THAN ONE YEAR RECORD AS MONTH.</i></p>	<p>ALONE.....A CHILDREN.....B HUSBAND'S FAMILY.....C HER FAMILY.....D FRIEND/ NEIGHBOR.....E OTHER.....U (SPECIFY)</p>

APPLICATION TO A MUNICIPALITY CONSULTANCY CENTER FOR WOMEN

<p>771 CHECK 718: WAS THERE AN APPLICATION TO A MUNICIPALITY CONSULTANCY CENTER FOR WOMEN?</p>	<p>772 Did you apply to the municipality consultancy center by yourself or did an institution/organization direct you? IF YES: Which institution/organization?</p>	<p>773 How many Incidents, you experienced, led you to apply or led other institutions to direct you to a Municipality Consultancy Center for Women?</p>	<p>774 How long has it been since your (last) application to Municipality Consultancy Center for Women?</p>	<p>775 Who was with you during your (last) application to Municipality Consultancy Center for Women?</p>
<p>YES.....1 NO.....2 781 ←</p>	<p>PERSONAL APPLICATION.....A POLICE.....B GENDARMERIE.....C PUBLIC PROSECUTOR.....D GOVERNORATE/DISTRICT GOVERNORATE.....E MINISTRY/PROVINCIAL DIRECTORATE.....F HEALTH INSTITUTION.....G BAR.....H WOMEN'S ORGANIZATION.....I OTHER.....U (SPECIFY)</p>	<p>NUMBER OF APPLICATIONS</p> <p><input type="text"/> <input type="text"/></p>	<p>DAY....1 <input type="text"/> <input type="text"/></p> <p>MONTH...2 <input type="text"/> <input type="text"/></p> <p>YEAR...3 <input type="text"/> <input type="text"/></p> <p><i>IF LESS THAN ONE MONTH RECORD AS DAY</i> <i>IF LESS THAN ONE YEAR RECORD AS MONTH.</i></p>	<p>ALONE.....A CHILDREN.....B PARTNER'S FAMILY.....C HER FAMILY.....D FRIEND/NEIGHBOR.....E OTHER.....U (SPECIFY)</p>

APPLICATION TO A WOMEN'S ORGANIZATION

766 Who was with you during the interview in the application process?	767 What was the result of your application?	IF SHE WAS DIRECTED TO AN INSTITUTION/ ORGANIZATION	769 What was the effect of the application to a women's organization? Did it have no effect, did the violence increase, decrease, or stop at least for that moment?	770 In the (last) incident for which you applied to a women's organization, were you satisfied with the service offered?
		768 Which institution or organization did the women's organization direct you to? Where else? <i>MARK ALL MENTIONED</i>		
ALONE.....A CHILDREN.....B HUSBAND'S FAMILY.....C HER FAMILY.....D OTHERS.....E OTHER STAFF.....F	PSYCHO-SOCIAL/ LEGAL SUPPORT..... A DIRECTED TO INSTITUTION/ ORGANIZATION..... .B OTHER..... U (SPECIFY)	KOZA/ŞÖNİMA SHELTERB PUBLIC PROSECUTORC FAMILY COURTD HEALTH INSTITUTIONE DISTRICT GOVERNORATE..... F PROVINCIAL DIRECTORATE..... G BAR H OTHER..... U (SPECIFY)	RELATIONSHIP CONTINUED INCREASED 11 DECREASED 12 DID NOT CHANGE..... 13 STOPPED..... 14 RELATIONSHIP ENDED INCREASED 15 DECREASED 16 DID NOT CHANGE..... 17 STOPPED 18	YES 1 NO 2

APPLICATION TO A MUNICIPALITY CONSULTANCY CENTER FOR WOMEN

776 Who was with you during the interview in the application process?	777 What is the result of your application?	IF SHE WAS DIRECTED TO AN INSTITUTION/ ORGANIZATION	779 What was the effect of your application to the municipality women's consultancy center? Did it have no effect, did the violence increase, decrease, or stop at least for that moment?	780 In the (last) incident for which you applied to a municipality women's consultancy center were you satisfied with the service offered?
		778 Which institution or organization did the municipality consultancy center for women direct you to? Where else? <i>MARK ALL MENTIONED</i>		
ALONE.....A CHILDREN.....B HUSBAND'S FAMILY.....C HER FAMILY.....D OTHERS.....E OTHER STAFF.....F	PSYCHO-SOCIAL/ LEGAL SUPPORT..... A DIRECTED TO INSTITUTION/ ORGANIZATION..... .B OTHER..... U (SPECIFY)	KOZA/ŞÖNİMA SHELTER.....B PUBLIC PROSECUTOR.....C FAMILY COURT.....D HEALTH INSTITUTION.....E DISRICT GOVERNORATE.... F PROVINCIAL DIRECTORATE.... G BAR..... H OTHER..... U (SPECIFY)	RELATIONSHIP CONTINUED INCREASED 11 DECREASED 12 DID NOT CHANGE..... 13 STOPPED 14 RELATIONSHIP ENDED INCREASED 15 DECREASED 16 DID NOT CHANGE..... 17 ENDED 18	YES 1 NO 2

PUBLIC THE PROSECUTOR'S OFFICE

<p>781 CHECK 718: WAS THERE AN APPLICATION TO THE PUBLIC PROSECUTOR'S OFFICE?</p>	<p>782 How many Incidents, you experienced, led you to apply or led other institutions to direct you to the Public Prosecutor's Office?</p>	<p>783 How long has it been since your (last) application to the Public Prosecutor's Office?</p>	<p>784 What was the result of your application?</p>	<p>785 What was the effect of your application to the Public Prosecutor's Office? Did it have no effect; did the violence increase, decrease, or stop at least for that moment?</p>	<p>786 In the (last) incident for which you applied to the Public Prosecutor's Office, were you satisfied with the service offered?</p>
<p>YES1 NO2 787 ←</p>	<p>NUMBER OF APPLICATIONS <input type="text"/></p>	<p>DAY.....1 <input type="text"/><input type="text"/> MONTH 2 <input type="text"/><input type="text"/> YEAR ..3 <input type="text"/><input type="text"/> <i>IF LESS THAN ONE MONTH RECORD AS DAY</i> <i>IF LESS THAN ONE YEAR RECORD AS MONTH.</i></p>	<p>DIRECTED TO FAMILY COURTA DIRECTED TO PENAL COURTB OTHER _____U (SPECIFY)</p>	<p>RELATIONSHIP CONTINUED INCREASED.....11 DECREASED.....12 DID NOT CHANGE13 STOPPED.....14 RELATIONSHIP ENDED INCREASED.....15 DECREASED.....16 DID NOT CHANGE17 STOPPED.....18</p>	<p>YES.....1 NO2</p>

APPLICATION TO THE FAMILY COURT

<p>787 CHECK 718: WAS THERE AN APPLICATION TO THE FAMILY COURT?</p>	<p>788 How many Incidents, you experienced, led you to apply or led other institutions to direct you to Family Court?</p>	<p>789 How long has it been since your (last) application to Family Court?</p>	<p>790 What was the result of your application?</p>	<p>791 What was the effect of your application to the Family Court? Has it had no effect, did the violence increase, decrease, or stop at least for that moment?</p>	<p>792 In the (last) incident for which you applied to Family Court, were you satisfied with the service offered?</p>
<p>YES1 NO2 793 ←</p>	<p>NUMBER OF APPLICATIONS <input type="text"/></p>	<p>DAY.....1 <input type="text"/><input type="text"/> MONTH.2 <input type="text"/><input type="text"/> YEAR ..3 <input type="text"/><input type="text"/> <i>IF LESS THAN ONE MONTH RECORD AS DAY</i> <i>IF LESS THAN ONE YEAR RECORD AS MONTH.</i></p>	<p>PROTECTIVE CAUTIONARY DECISION....A PREVENTIVE CAUTIONARY DECISION....B DIVORCEDC PENAL COURT OTHER _____U (SPECIFY)</p>	<p>RELATIONSHIP CONTINUED INCREASED.....11 DECREASED12 DID NOT CHANGE13 STOPPED.....14 RELATIONSHIP ENDED INCREASED.....15 DECREASED16 DID NOT CHANGE17 STOPPED.....18</p>	<p>YES.....1 NO2</p>

793	<p><i>CHECK 718:</i></p> <p>APPLIED TO INSTITUTION/ ORGANIZATION <input type="checkbox"/></p> <p style="text-align: center;">↓</p> <p style="text-align: center;">DID NOT APPLY TO INSTITUTION/ ORGANIZATION <input type="checkbox"/></p> <p style="text-align: right;">→ 795</p>	
------------	---	--

794	<p>You said that, as a result of the incidents you had experienced, you applied toinstitutions. If you think about the time during your first application, could you tell me what the reasons for your application were?</p> <p>What else?</p> <p><i>MARK ALL MENTIONED.</i></p>	<p>COULD NOT ENDURE MORE A</p> <p>BADLY INJURED B</p> <p>MAN THREATENED/TRIED TO KILL HER..... C</p> <p>AFRAID HE WOULD KILL HER..... D</p> <p>HE WANTED SOMEONE TO TALK TO HIM E</p> <p>GET A HEALTH REPORT F</p> <p>GET LEGAL SUPPORT G</p> <p>GET FINANCIAL AID H</p> <p>SHELTER REQUEST I</p> <p>GET PSYCHOLOGICAL SUPPORT J</p> <p>OTHER _____ U</p> <p style="text-align: center;">(SPECIFY)</p> <p>OTHER _____ V</p> <p style="text-align: center;">(SPECIFY)</p>
------------	--	---

<i>PASS TO 800T.</i>

795	<p>You said that as a result of the incidents that you had experienced, you never applied to any institution/organization. What were the reasons why you did not make any applications?</p> <p>What else?</p> <p><i>MARK ALL MENTIONED.</i></p>	<p>DIDN'T KNOW WHERE TO APPLY.....A</p> <p>NO INSTITUTION/ORGANIZATION TO APPLY.....B</p> <p>MISTRUST TOWARDS INSTITUTIONS.....C</p> <p>THERE WAS NO SERIOUS PROBLEM.....D</p> <p>DIDN'T WANT TO BRING SHAME ON FAMILY E</p> <p>PSYCHOLOGICAL REASONS</p> <p>ASHAMED/HESITATED/AFRAID OF GETTING BLAMEDF</p> <p>DIDN'T BELIEVE SHE COULD GET HELPG</p> <p>AFRAID THAT THE RELATIONSHIP WOULD ENDH</p> <p>AFRAID OF THREATS/THE INCREASE OF VIOLENCE ...I</p> <p>BLAMED HERSELFJ</p> <p>REASONS RELATED TO MAN</p> <p>LOVED HIM/FORGAVE HIM.....K</p> <p>THOUGHT HE WOULD CHANGE.....L</p> <p>HE THREATENED HER.....M</p> <p>REASONS RELATED TO CHILDREN</p> <p>AFRAID THAT THE CHILDREN WOULD BE UNHAPPY .N</p> <p>AFRAID OF LOSING THE CHILDRENO</p> <p>OTHER _____ U</p> <p style="text-align: center;">(SPECIFY)</p> <p>OTHER _____ V</p> <p style="text-align: center;">(SPECIFY)</p>
------------	---	---

SECTION 8. KNOWLEDGE ABOUT LAWS, INSTUTIONS, CAUTIONARY DECISIONS AND THE IMPLEMENTATION OF CAUTIONARY DECISIONS

800T	<i>RECORD THE TIME</i>	HOUR – MINUTE..... <table style="display: inline-table; border: 1px solid black; vertical-align: middle;"> <tr> <td style="width: 20px; height: 20px;"></td> <td style="width: 20px; height: 20px;"></td> <td style="width: 20px; height: 20px;"></td> <td style="width: 20px; height: 20px;"></td> </tr> </table>																	
800	Now I will read you some articles about provisions of law that affect women’s lives.																		
801	My concern is not your personal opinion about these provisions, I would like to know whether you have heard of them or not. Have you heard of the provisions of law that I will read? A) Men and women have to complete the age of 17 to be married. B) It is illegal for mothers, fathers and other relatives to marry children before the age of 15 and it results in a penalty of imprisonment. C) It is illegal to perform a religious marriage without a legal marriage. D) It is illegal for men to marry more than one woman. E) It is illegal for men to force their partners into sexual intercourse. F) Women do not have to get the permission of their husbands to work outside the home. G) After divorce, spouses share the goods that they acquired during their marriage.	<table style="width: 100%; border-collapse: collapse;"> <thead> <tr> <th style="width: 50%; text-align: center;">YES</th> <th style="width: 50%; text-align: center;">NO</th> </tr> </thead> <tbody> <tr> <td style="text-align: center;">1</td> <td style="text-align: center;">2</td> </tr> <tr> <td style="text-align: center;">1</td> <td style="text-align: center;">2</td> </tr> <tr> <td style="text-align: center;">1</td> <td style="text-align: center;">2</td> </tr> <tr> <td style="text-align: center;">1</td> <td style="text-align: center;">2</td> </tr> <tr> <td style="text-align: center;">1</td> <td style="text-align: center;">2</td> </tr> <tr> <td style="text-align: center;">1</td> <td style="text-align: center;">2</td> </tr> <tr> <td style="text-align: center;">1</td> <td style="text-align: center;">2</td> </tr> </tbody> </table>	YES	NO	1	2	1	2	1	2	1	2	1	2	1	2	1	2	
YES	NO																		
1	2																		
1	2																		
1	2																		
1	2																		
1	2																		
1	2																		
1	2																		
802	<i>CHECK 801:</i> HEARD AT LEAST ONE <input style="width: 20px; height: 20px;" type="checkbox"/> DIDN'T HEAR ANY <input style="width: 20px; height: 20px;" type="checkbox"/> → 804																		
803	Where did you hear the mentioned provisions from? Where else? <i>MARK ALL MENTIONED.</i>	TELEVISIONA NEWSPAPER/MAGAZINE/BOOKB BANNER/BOARDC INTERNET/SOCIAL MEDIA.....D SCHOOLE RELATIVES/FRIENDS/ACQUAINTANCESF PUBLIC INSTITUTION/ORGANIZATIONG NGO/WOMEN'S ORGANIZATION/TRADE UNIONH OTHER _____ U (SPECIFY)																	

804	In Turkey Law 6284 on the Protection of the Family and the Prevention of Violence against Women has been implemented since 2012. This law includes some protective and preventive cautionary decisions for victims of violence and for the perpetrators of violence.																			
805	Now I will read you some cautionary decisions from the mentioned law. My concern is not your personal opinion about these decisions, I would like to know whether you have heard of them or not. Have heard the injunctions of law that I will read? A) According to the law the perpetrator of violence is suspended from the shared residence to protect victims of violence. B) Shelter facilities are provided for the individuals who have been subjected to violence and for their children. C) According to the law, for the victims of violence, who are in life threatening danger, temporary protection is provided. D) Temporary financial aid is provided for the victims of violence. E) According to the law, day care service is provided for the children of the victims of violence. F) The spouse who is the perpetrator of violence is prohibited from selling the shared dwelling. G) According to the law, the perpetrator of violence is prohibited to approach and communicate with the people under protection. H) In case of alcohol or drug addiction, the possibilities of clinical examination and rehabilitation are provided for the perpetrator of violence.	<table border="1"> <thead> <tr> <th>YES</th> <th>NO</th> </tr> </thead> <tbody> <tr> <td>1</td> <td>2</td> </tr> <tr> <td>1</td> <td>2</td> </tr> <tr> <td>1</td> <td>2</td> </tr> <tr> <td>1</td> <td>2</td> </tr> <tr> <td>1</td> <td>2</td> </tr> <tr> <td>1</td> <td>2</td> </tr> <tr> <td>1</td> <td>2</td> </tr> <tr> <td>1</td> <td>2</td> </tr> </tbody> </table>	YES	NO	1	2	1	2	1	2	1	2	1	2	1	2	1	2	1	2
YES	NO																			
1	2																			
1	2																			
1	2																			
1	2																			
1	2																			
1	2																			
1	2																			
1	2																			
806	CHECK 805: HEARD AT LEAST ONE <input type="checkbox"/> DIDN'T HEAR ANY <input type="checkbox"/> → 808																			
807	Where did you hear the mentioned decisions from? Where else? MARK ALL MENTIONED.	TELEVISION A NEWSPAPER/MAGAZINE/BOOK B BANNER/BOARD C INTERNET/SOCIAL MEDIA D SCHOOL E RELATIVES/FRIENDS/ACQUAINTANCES F PUBLIC INSTITUTION/ORGANIZATION G NGO/WOMEN'S ORGANIZATION H OTHER _____ U (SPECIFY)																		

808	CHECK 518: (518=A) WOMAN EXPERIENCED PHYSICAL VIOLENCE	<input type="checkbox"/> ↓	(518=B YA DA 518=X) WOMAN DID NOT EXPERIENCE PHYSICAL VIOLENCE	<input type="checkbox"/> →	900T
809	CHECK 718: APPLIED TO INSTITUTION/ ORGANIZATION	<input type="checkbox"/> ↓	DID NOT APPLY TO INSTITUTION/ ORGANIZATION	<input type="checkbox"/> →	900T

810	As a result of the applications you made to the institutions	YES	NO	811	Were you satisfied with..... ?	812	Has..... been implemented?
	A) Has a cautionary decision been given for temporary protection?	1	2 810(B) ←		YES.....1 NO.....2		YES.....1 NO.....2
	B) Has a cautionary decision been given for the suspension of the perpetrator from the house?	1	2 810(C) ←		YES.....1 NO.....1		YES.....1 NO.....2
	C) Has a cautionary decision been given for financial aid?	1	2 810(D) ←		YES.....1 NO.....1		YES.....1 NO.....2
	D) Has any other cautionary decision been given other than those mentioned? _____ (SPECIFY)	1	2 813 ←		YES.....1 NO.....2		YES.....1 NO.....2
	E) Has any other cautionary decision been given other than those mentioned? _____ (SPECIFY)	1	2 813 ←		YES.....1 NO.....2		YES.....1 NO.....2

SHELTER

813	Has a cautionary decision been given for shelter?	YES..... 1	NO..... 2		
814	Have you ever stayed in a women's shelter/ guest house? <i>IF YES: How many times ?</i>	NUMBER OF STAYS..... <input type="text"/> <input type="text"/>	NEVER STAYED IN SHELTER/GUEST HOUSE.....00	<input type="text"/> <input type="text"/>	900T
815	How long ago did you stay in the shelter (guest house)? <i>IF LESS THAN ONE MONTH RECORD AS DAY.</i> <i>IF LESS THAN ONE YEAR RECORD AS MONTH.</i>	DAY.....1 <input type="text"/> <input type="text"/>	MONTH.....2 <input type="text"/> <input type="text"/>	YEAR.....3 <input type="text"/> <input type="text"/>	

816	Did you stay in the women's shelter alone or with your children?	STAYED ALONE 1 TOGETHER WITH CHILDREN 2	
817	Which institution's shelter did you stay in? Did you stay in the women's shelter of the Municipality, of a women's organization or another institution or the guest house of the Ministry?	MUNICIPALITY'S SHELTER 1 GUEST HOUSE AFFILIATED TO THE MINISTRY 2 WOMEN'S ORGANIZATION'S SHELTER 3 OTHER 7 (SPECIFY)	
818	How long did you stay in the last shelter you left? <i>IF LESS THAN ONE MONTH RECORD AS DAY. IF LESS THAN ONE YEAR RECORD AS MONTH.</i>	DAY 1 <input type="text"/> <input type="text"/> MONTH 2 <input type="text"/> <input type="text"/> YEAR 3 <input type="text"/> <input type="text"/>	
819	During the time you stayed in the shelter which services did you make use of?	PSYCHO/SOCIAL SUPPORT A LEGAL SUPPORT B OCCUPATIONAL SUPPORT C FINANCIAL AID D NO SUPPORT X OTHER U (SPECIFY)	
820	While you were staying at the shelter did your communication with your husband [partner] continue or did it end? <i>IF YES: How did it continue?</i>	SPOKE TO HER HUSBAND VIA PHONE-CALL A SPOKE TO HER HUSBAND FACE TO FACE B COMMUNICATION WAS CUT OFF C NOT APPLICABLE X	
821	While you were staying at the shelter did your communication with your children continue or did it end? <i>IF YES: How did it continue?</i>	SPOKE TO HER CHILDREN VIA PHONE-CALL A SPOKE TO HER CHILDREN FACE TO FACE B COMMUNICATION WAS CUT OFF C NOT APPLICABLE X	
822	While you were staying at the shelter did your communication with your family of birth continue or did it end? <i>IF YES: How did it continue?</i>	SPOKE TO HER FAMILY VIA PHONE-CALL A SPOKE TO HER FAMILY FACE TO FACE B COMMUNICATION WAS CUT OFF C NOT APPLICABLE X	
823	While you were staying at the shelter did your communication with the family of your husband continue or did it end? <i>IF YES: How did it continue?</i>	SPOKE TO HIS FAMILY VIA PHONE-CALL A SPOKE TO HIS FAMILY FACE TO FACE B COMMUNICATION WAS CUT OFF C NOT APPLICABLE X	
824	After the shelter, with whom did you (and your kids) start to live?	ALONE 1 WITH HER HUSBAND 2 WITH HER HUSBAND AND CHILDREN 3 WITH HER FAMILY 4 WITH RELATIVES/ACQUAINTANCES 5 OTHER 7 (SPECIFY)	

825	Were you satisfied with the services offered in the shelter during your stay?	YES 1 NO 2	
826	What was the effect of your stay in the shelter? Did it have no effect, did the violence increase, decrease, or stop at least for that moment?	RELATIONSHIP CONTINUED INCREASED 1 DECREASED 2 DID NOT CHANGE 3 STOPPED 4 RELATIONSHIP ENDED INCREASED 1 DECREASED 2 DID NOT CHANGE 3 STOPPED 4	

SECTION 9. RELATIONSHIPS WITH PEOPLE OTHER THAN HUSBAND/PARTNER

900T	<i>RECORD THE TIME.</i>	HOUR – MINUTE.....	<input style="width: 20px; height: 20px; border: 1px solid black;" type="text"/> <input style="width: 20px; height: 20px; border: 1px solid black;" type="text"/>																																																																																																																																																																																																																																																																																																																																																																																																																																																																																																																																
901	<p>In their lives, many women may be subjected to different forms of unwanted acts from relatives, acquaintances, and/or from strangers. I would like to remind you that all of your answers will be kept confidential.</p> <p>Since the age of 15 years, has anyone [other than your husband/partner] ever beaten or physically mistreated you in any way? <i>IF YES: Who?</i></p> <p><i>PROBE IF YES OR NO.</i> A relative? Someone from school or the workplace? A friend or neighbor? A stranger?</p> <p>NOBODY A →</p> <p>FATHER..... B</p> <p>MOTHER..... C</p> <p>STEP FATHER..... D</p> <p>STEP MOTHER..... E</p> <p>BROTHER..... F</p> <p>ELDER BROTHER..... G</p> <p>A MAN RELATIVE (GRANDFATHER/ UNCLE ETC.)... H</p> <p>A WOMAN RELATIVE..... I</p> <p>MOTHER IN LAW..... J</p> <p>FATHER IN LAW..... K</p> <p>BROTHER IN LAW..... L</p> <p>A MALE FRIEND..... M</p> <p>A TEACHER..... N</p> <p>SOMEONE FROM THE WORKPLACE..... O</p> <p>A STRANGER..... P</p> <p>OTHER..... U _____ (SPECIFY)</p>	<p>902</p> <p>How many times did this happen? Once, twice, a few times or many times? <i>ASK ONLY FOR THOSE MARKED IN 901.</i></p> <table style="width: 100%; border-collapse: collapse;"> <thead> <tr> <th style="width: 10%;"></th> <th style="width: 15%;">ONCE</th> <th style="width: 15%;">TWICE</th> <th style="width: 15%;">A FEW TIMES</th> <th style="width: 15%;">MANY TIMES</th> </tr> </thead> <tbody> <tr> <td style="text-align: center;">→ 903</td> <td colspan="4" style="background-color: #cccccc;"></td> </tr> <tr> <td style="text-align: center;">1</td> <td style="text-align: center;">2</td> <td style="text-align: center;">3</td> <td style="text-align: center;">4</td> <td></td> </tr> <tr> <td style="text-align: center;">2</td> <td style="text-align: center;">3</td> <td style="text-align: center;">4</td> <td></td> <td></td> </tr> <tr> <td style="text-align: center;">3</td> <td style="text-align: center;">4</td> <td></td> <td></td> <td></td> </tr> <tr> <td style="text-align: center;">4</td> <td></td> <td></td> <td></td> <td></td> </tr> <tr> <td style="text-align: center;">5</td> <td></td> <td></td> <td></td> <td></td> </tr> <tr> <td style="text-align: center;">6</td> <td></td> <td></td> <td></td> <td></td> </tr> <tr> <td style="text-align: center;">7</td> <td></td> <td></td> <td></td> <td></td> </tr> <tr> <td style="text-align: center;">8</td> <td></td> <td></td> <td></td> <td></td> </tr> <tr> <td style="text-align: center;">9</td> <td></td> <td></td> <td></td> <td></td> </tr> <tr> <td style="text-align: center;">10</td> <td></td> <td></td> <td></td> <td></td> </tr> <tr> <td style="text-align: center;">11</td> <td></td> <td></td> <td></td> <td></td> </tr> <tr> <td style="text-align: center;">12</td> <td></td> <td></td> <td></td> <td></td> </tr> <tr> <td style="text-align: center;">13</td> <td></td> <td></td> <td></td> <td></td> </tr> <tr> <td style="text-align: center;">14</td> <td></td> <td></td> <td></td> <td></td> </tr> <tr> <td style="text-align: center;">15</td> <td></td> <td></td> <td></td> <td></td> </tr> <tr> <td style="text-align: center;">16</td> <td></td> <td></td> <td></td> <td></td> </tr> <tr> <td style="text-align: center;">17</td> <td></td> <td></td> <td></td> <td></td> </tr> <tr> <td style="text-align: center;">18</td> <td></td> <td></td> <td></td> <td></td> </tr> <tr> <td style="text-align: center;">19</td> <td></td> <td></td> <td></td> <td></td> </tr> <tr> <td style="text-align: center;">20</td> <td></td> <td></td> <td></td> <td></td> </tr> <tr> <td style="text-align: center;">21</td> <td></td> <td></td> <td></td> <td></td> </tr> <tr> <td style="text-align: center;">22</td> <td></td> <td></td> <td></td> <td></td> </tr> <tr> <td style="text-align: center;">23</td> <td></td> <td></td> <td></td> <td></td> </tr> <tr> <td style="text-align: center;">24</td> <td></td> <td></td> <td></td> <td></td> </tr> <tr> <td style="text-align: center;">25</td> <td></td> <td></td> <td></td> <td></td> </tr> <tr> <td style="text-align: center;">26</td> <td></td> <td></td> <td></td> <td></td> </tr> <tr> <td style="text-align: center;">27</td> <td></td> <td></td> <td></td> <td></td> </tr> <tr> <td style="text-align: center;">28</td> <td></td> <td></td> <td></td> <td></td> </tr> <tr> <td style="text-align: center;">29</td> <td></td> <td></td> <td></td> <td></td> </tr> <tr> <td style="text-align: center;">30</td> <td></td> <td></td> <td></td> <td></td> </tr> <tr> <td style="text-align: center;">31</td> <td></td> <td></td> <td></td> <td></td> </tr> <tr> <td style="text-align: center;">32</td> <td></td> <td></td> <td></td> <td></td> </tr> <tr> <td style="text-align: center;">33</td> <td></td> <td></td> <td></td> <td></td> </tr> <tr> <td style="text-align: center;">34</td> <td></td> <td></td> <td></td> <td></td> </tr> <tr> <td style="text-align: center;">35</td> <td></td> <td></td> <td></td> <td></td> </tr> <tr> <td style="text-align: center;">36</td> <td></td> <td></td> <td></td> <td></td> </tr> <tr> <td style="text-align: center;">37</td> <td></td> <td></td> <td></td> <td></td> </tr> <tr> <td style="text-align: center;">38</td> <td></td> <td></td> <td></td> <td></td> </tr> <tr> <td style="text-align: center;">39</td> <td></td> <td></td> <td></td> <td></td> </tr> <tr> <td style="text-align: center;">40</td> <td></td> <td></td> <td></td> <td></td> </tr> <tr> <td style="text-align: center;">41</td> <td></td> <td></td> <td></td> <td></td> </tr> <tr> <td style="text-align: center;">42</td> <td></td> <td></td> <td></td> <td></td> </tr> <tr> <td style="text-align: center;">43</td> <td></td> <td></td> <td></td> <td></td> </tr> <tr> <td style="text-align: center;">44</td> <td></td> <td></td> <td></td> <td></td> </tr> <tr> <td style="text-align: center;">45</td> <td></td> <td></td> <td></td> <td></td> </tr> <tr> <td style="text-align: center;">46</td> <td></td> <td></td> <td></td> <td></td> </tr> <tr> <td style="text-align: center;">47</td> <td></td> <td></td> <td></td> <td></td> </tr> <tr> <td style="text-align: center;">48</td> <td></td> <td></td> <td></td> <td></td> </tr> <tr> <td style="text-align: center;">49</td> <td></td> <td></td> <td></td> <td></td> </tr> <tr> <td style="text-align: center;">50</td> <td></td> <td></td> <td></td> <td></td> </tr> <tr> <td style="text-align: center;">51</td> <td></td> <td></td> <td></td> <td></td> </tr> <tr> <td style="text-align: center;">52</td> <td></td> <td></td> <td></td> <td></td> </tr> <tr> <td style="text-align: center;">53</td> <td></td> <td></td> <td></td> <td></td> </tr> <tr> <td style="text-align: center;">54</td> <td></td> <td></td> <td></td> <td></td> </tr> <tr> <td style="text-align: center;">55</td> <td></td> <td></td> <td></td> <td></td> </tr> <tr> <td style="text-align: center;">56</td> <td></td> <td></td> <td></td> <td></td> </tr> <tr> <td style="text-align: center;">57</td> <td></td> <td></td> <td></td> <td></td> </tr> <tr> <td style="text-align: center;">58</td> <td></td> <td></td> <td></td> <td></td> </tr> <tr> <td style="text-align: center;">59</td> <td></td> <td></td> <td></td> <td></td> </tr> <tr> <td style="text-align: center;">60</td> <td></td> <td></td> <td></td> <td></td> </tr> <tr> <td style="text-align: center;">61</td> <td></td> <td></td> <td></td> <td></td> </tr> <tr> <td style="text-align: center;">62</td> <td></td> <td></td> <td></td> <td></td> </tr> <tr> <td style="text-align: center;">63</td> <td></td> <td></td> <td></td> <td></td> </tr> <tr> <td style="text-align: center;">64</td> <td></td> <td></td> <td></td> <td></td> </tr> <tr> <td style="text-align: center;">65</td> <td></td> <td></td> <td></td> <td></td> </tr> <tr> <td style="text-align: center;">66</td> <td></td> <td></td> <td></td> <td></td> </tr> <tr> <td style="text-align: center;">67</td> <td></td> <td></td> <td></td> <td></td> </tr> <tr> <td style="text-align: center;">68</td> <td></td> <td></td> <td></td> <td></td> </tr> <tr> <td style="text-align: center;">69</td> <td></td> <td></td> <td></td> <td></td> </tr> <tr> <td style="text-align: center;">70</td> <td></td> <td></td> <td></td> <td></td> </tr> <tr> <td style="text-align: center;">71</td> <td></td> <td></td> <td></td> <td></td> </tr> <tr> <td style="text-align: center;">72</td> <td></td> <td></td> <td></td> <td></td> </tr> <tr> <td style="text-align: center;">73</td> <td></td> <td></td> <td></td> <td></td> </tr> <tr> <td style="text-align: center;">74</td> <td></td> <td></td> <td></td> <td></td> </tr> <tr> <td style="text-align: center;">75</td> <td></td> <td></td> <td></td> <td></td> </tr> <tr> <td style="text-align: center;">76</td> <td></td> <td></td> <td></td> <td></td> </tr> <tr> <td style="text-align: center;">77</td> <td></td> <td></td> <td></td> <td></td> </tr> <tr> <td style="text-align: center;">78</td> <td></td> <td></td> <td></td> <td></td> </tr> <tr> <td style="text-align: center;">79</td> <td></td> <td></td> <td></td> <td></td> </tr> <tr> <td style="text-align: center;">80</td> <td></td> <td></td> <td></td> <td></td> </tr> <tr> <td style="text-align: center;">81</td> <td></td> <td></td> <td></td> <td></td> </tr> <tr> <td style="text-align: center;">82</td> <td></td> <td></td> <td></td> <td></td> </tr> <tr> <td style="text-align: center;">83</td> <td></td> <td></td> <td></td> <td></td> </tr> <tr> <td style="text-align: center;">84</td> <td></td> <td></td> <td></td> <td></td> </tr> <tr> <td style="text-align: center;">85</td> <td></td> <td></td> <td></td> <td></td> </tr> <tr> <td style="text-align: center;">86</td> <td></td> <td></td> <td></td> <td></td> </tr> <tr> <td style="text-align: center;">87</td> <td></td> <td></td> <td></td> <td></td> </tr> <tr> <td style="text-align: center;">88</td> <td></td> <td></td> <td></td> <td></td> </tr> <tr> <td style="text-align: center;">89</td> <td></td> <td></td> <td></td> <td></td> </tr> <tr> <td style="text-align: center;">90</td> <td></td> <td></td> <td></td> <td></td> </tr> <tr> <td style="text-align: center;">91</td> <td></td> <td></td> <td></td> <td></td> </tr> <tr> <td style="text-align: center;">92</td> <td></td> <td></td> <td></td> <td></td> </tr> <tr> <td style="text-align: center;">93</td> <td></td> <td></td> <td></td> <td></td> </tr> <tr> <td style="text-align: center;">94</td> <td></td> <td></td> <td></td> <td></td> </tr> <tr> <td style="text-align: center;">95</td> <td></td> <td></td> <td></td> <td></td> </tr> <tr> <td style="text-align: center;">96</td> <td></td> <td></td> <td></td> <td></td> </tr> <tr> <td style="text-align: center;">97</td> <td></td> <td></td> <td></td> <td></td> </tr> <tr> <td style="text-align: center;">98</td> <td></td> <td></td> <td></td> <td></td> </tr> <tr> <td style="text-align: center;">99</td> <td></td> <td></td> <td></td> <td></td> </tr> <tr> <td style="text-align: center;">100</td> <td></td> <td></td> <td></td> <td></td> </tr> </tbody> </table>		ONCE	TWICE	A FEW TIMES	MANY TIMES	→ 903					1	2	3	4		2	3	4			3	4				4					5					6					7					8					9					10					11					12					13					14					15					16					17					18					19					20					21					22					23					24					25					26					27					28					29					30					31					32					33					34					35					36					37					38					39					40					41					42					43					44					45					46					47					48					49					50					51					52					53					54					55					56					57					58					59					60					61					62					63					64					65					66					67					68					69					70					71					72					73					74					75					76					77					78					79					80					81					82					83					84					85					86					87					88					89					90					91					92					93					94					95					96					97					98					99					100					903		
	ONCE	TWICE	A FEW TIMES	MANY TIMES																																																																																																																																																																																																																																																																																																																																																																																																																																																																																																																															
→ 903																																																																																																																																																																																																																																																																																																																																																																																																																																																																																																																																			
1	2	3	4																																																																																																																																																																																																																																																																																																																																																																																																																																																																																																																																
2	3	4																																																																																																																																																																																																																																																																																																																																																																																																																																																																																																																																	
3	4																																																																																																																																																																																																																																																																																																																																																																																																																																																																																																																																		
4																																																																																																																																																																																																																																																																																																																																																																																																																																																																																																																																			
5																																																																																																																																																																																																																																																																																																																																																																																																																																																																																																																																			
6																																																																																																																																																																																																																																																																																																																																																																																																																																																																																																																																			
7																																																																																																																																																																																																																																																																																																																																																																																																																																																																																																																																			
8																																																																																																																																																																																																																																																																																																																																																																																																																																																																																																																																			
9																																																																																																																																																																																																																																																																																																																																																																																																																																																																																																																																			
10																																																																																																																																																																																																																																																																																																																																																																																																																																																																																																																																			
11																																																																																																																																																																																																																																																																																																																																																																																																																																																																																																																																			
12																																																																																																																																																																																																																																																																																																																																																																																																																																																																																																																																			
13																																																																																																																																																																																																																																																																																																																																																																																																																																																																																																																																			
14																																																																																																																																																																																																																																																																																																																																																																																																																																																																																																																																			
15																																																																																																																																																																																																																																																																																																																																																																																																																																																																																																																																			
16																																																																																																																																																																																																																																																																																																																																																																																																																																																																																																																																			
17																																																																																																																																																																																																																																																																																																																																																																																																																																																																																																																																			
18																																																																																																																																																																																																																																																																																																																																																																																																																																																																																																																																			
19																																																																																																																																																																																																																																																																																																																																																																																																																																																																																																																																			
20																																																																																																																																																																																																																																																																																																																																																																																																																																																																																																																																			
21																																																																																																																																																																																																																																																																																																																																																																																																																																																																																																																																			
22																																																																																																																																																																																																																																																																																																																																																																																																																																																																																																																																			
23																																																																																																																																																																																																																																																																																																																																																																																																																																																																																																																																			
24																																																																																																																																																																																																																																																																																																																																																																																																																																																																																																																																			
25																																																																																																																																																																																																																																																																																																																																																																																																																																																																																																																																			
26																																																																																																																																																																																																																																																																																																																																																																																																																																																																																																																																			
27																																																																																																																																																																																																																																																																																																																																																																																																																																																																																																																																			
28																																																																																																																																																																																																																																																																																																																																																																																																																																																																																																																																			
29																																																																																																																																																																																																																																																																																																																																																																																																																																																																																																																																			
30																																																																																																																																																																																																																																																																																																																																																																																																																																																																																																																																			
31																																																																																																																																																																																																																																																																																																																																																																																																																																																																																																																																			
32																																																																																																																																																																																																																																																																																																																																																																																																																																																																																																																																			
33																																																																																																																																																																																																																																																																																																																																																																																																																																																																																																																																			
34																																																																																																																																																																																																																																																																																																																																																																																																																																																																																																																																			
35																																																																																																																																																																																																																																																																																																																																																																																																																																																																																																																																			
36																																																																																																																																																																																																																																																																																																																																																																																																																																																																																																																																			
37																																																																																																																																																																																																																																																																																																																																																																																																																																																																																																																																			
38																																																																																																																																																																																																																																																																																																																																																																																																																																																																																																																																			
39																																																																																																																																																																																																																																																																																																																																																																																																																																																																																																																																			
40																																																																																																																																																																																																																																																																																																																																																																																																																																																																																																																																			
41																																																																																																																																																																																																																																																																																																																																																																																																																																																																																																																																			
42																																																																																																																																																																																																																																																																																																																																																																																																																																																																																																																																			
43																																																																																																																																																																																																																																																																																																																																																																																																																																																																																																																																			
44																																																																																																																																																																																																																																																																																																																																																																																																																																																																																																																																			
45																																																																																																																																																																																																																																																																																																																																																																																																																																																																																																																																			
46																																																																																																																																																																																																																																																																																																																																																																																																																																																																																																																																			
47																																																																																																																																																																																																																																																																																																																																																																																																																																																																																																																																			
48																																																																																																																																																																																																																																																																																																																																																																																																																																																																																																																																			
49																																																																																																																																																																																																																																																																																																																																																																																																																																																																																																																																			
50																																																																																																																																																																																																																																																																																																																																																																																																																																																																																																																																			
51																																																																																																																																																																																																																																																																																																																																																																																																																																																																																																																																			
52																																																																																																																																																																																																																																																																																																																																																																																																																																																																																																																																			
53																																																																																																																																																																																																																																																																																																																																																																																																																																																																																																																																			
54																																																																																																																																																																																																																																																																																																																																																																																																																																																																																																																																			
55																																																																																																																																																																																																																																																																																																																																																																																																																																																																																																																																			
56																																																																																																																																																																																																																																																																																																																																																																																																																																																																																																																																			
57																																																																																																																																																																																																																																																																																																																																																																																																																																																																																																																																			
58																																																																																																																																																																																																																																																																																																																																																																																																																																																																																																																																			
59																																																																																																																																																																																																																																																																																																																																																																																																																																																																																																																																			
60																																																																																																																																																																																																																																																																																																																																																																																																																																																																																																																																			
61																																																																																																																																																																																																																																																																																																																																																																																																																																																																																																																																			
62																																																																																																																																																																																																																																																																																																																																																																																																																																																																																																																																			
63																																																																																																																																																																																																																																																																																																																																																																																																																																																																																																																																			
64																																																																																																																																																																																																																																																																																																																																																																																																																																																																																																																																			
65																																																																																																																																																																																																																																																																																																																																																																																																																																																																																																																																			
66																																																																																																																																																																																																																																																																																																																																																																																																																																																																																																																																			
67																																																																																																																																																																																																																																																																																																																																																																																																																																																																																																																																			
68																																																																																																																																																																																																																																																																																																																																																																																																																																																																																																																																			
69																																																																																																																																																																																																																																																																																																																																																																																																																																																																																																																																			
70																																																																																																																																																																																																																																																																																																																																																																																																																																																																																																																																			
71																																																																																																																																																																																																																																																																																																																																																																																																																																																																																																																																			
72																																																																																																																																																																																																																																																																																																																																																																																																																																																																																																																																			
73																																																																																																																																																																																																																																																																																																																																																																																																																																																																																																																																			
74																																																																																																																																																																																																																																																																																																																																																																																																																																																																																																																																			
75																																																																																																																																																																																																																																																																																																																																																																																																																																																																																																																																			
76																																																																																																																																																																																																																																																																																																																																																																																																																																																																																																																																			
77																																																																																																																																																																																																																																																																																																																																																																																																																																																																																																																																			
78																																																																																																																																																																																																																																																																																																																																																																																																																																																																																																																																			
79																																																																																																																																																																																																																																																																																																																																																																																																																																																																																																																																			
80																																																																																																																																																																																																																																																																																																																																																																																																																																																																																																																																			
81																																																																																																																																																																																																																																																																																																																																																																																																																																																																																																																																			
82																																																																																																																																																																																																																																																																																																																																																																																																																																																																																																																																			
83																																																																																																																																																																																																																																																																																																																																																																																																																																																																																																																																			
84																																																																																																																																																																																																																																																																																																																																																																																																																																																																																																																																			
85																																																																																																																																																																																																																																																																																																																																																																																																																																																																																																																																			
86																																																																																																																																																																																																																																																																																																																																																																																																																																																																																																																																			
87																																																																																																																																																																																																																																																																																																																																																																																																																																																																																																																																			
88																																																																																																																																																																																																																																																																																																																																																																																																																																																																																																																																			
89																																																																																																																																																																																																																																																																																																																																																																																																																																																																																																																																			
90																																																																																																																																																																																																																																																																																																																																																																																																																																																																																																																																			
91																																																																																																																																																																																																																																																																																																																																																																																																																																																																																																																																			
92																																																																																																																																																																																																																																																																																																																																																																																																																																																																																																																																			
93																																																																																																																																																																																																																																																																																																																																																																																																																																																																																																																																			
94																																																																																																																																																																																																																																																																																																																																																																																																																																																																																																																																			
95																																																																																																																																																																																																																																																																																																																																																																																																																																																																																																																																			
96																																																																																																																																																																																																																																																																																																																																																																																																																																																																																																																																			
97																																																																																																																																																																																																																																																																																																																																																																																																																																																																																																																																			
98																																																																																																																																																																																																																																																																																																																																																																																																																																																																																																																																			
99																																																																																																																																																																																																																																																																																																																																																																																																																																																																																																																																			
100																																																																																																																																																																																																																																																																																																																																																																																																																																																																																																																																			
904	<p>Since the age of 15, has anyone [other than your husband/partner] ever forced you to have sex or to perform a sexual act when you did not want to? <i>IF YES: Who?</i></p> <p><i>CONTINUE IF YES OR NO.</i> A relative? Someone from school or the workplace? A friend or neighbor? A stranger?</p> <p>NOBODY A →</p> <p>FATHER..... B</p> <p>BROTHER..... C</p> <p>ELDER BROTHER..... D</p> <p>A MALE RELATIVE (GRANDFATHER/UNCLE ETC.)... E</p> <p>FATHER IN LAW..... F</p> <p>BROTHER IN LAW..... G</p> <p>A MALE FRIEND..... H</p> <p>A TEACHER..... I</p> <p>SOMEONE FROM THE WORKPLACE..... J</p> <p>A STRANGER..... K</p> <p>OTHER..... U _____ (SPECIFY)</p>	<p>904</p> <p>How many times did this happen? Once or twice, a few times, or many times? <i>ASK ONLY FOR THOSE MARKED IN 903.</i></p> <table style="width: 100%; border-collapse: collapse;"> <thead> <tr> <th style="width: 10%;"></th> <th style="width: 15%;">ONCE</th> <th style="width: 15%;">TWICE</th> <th style="width: 15%;">A FEW TIMES</th> <th style="width: 15%;">MANY TIMES</th> </tr> </thead> <tbody> <tr> <td style="text-align: center;">→ 905</td> <td colspan="4" style="background-color: #cccccc;"></td> </tr> <tr> <td style="text-align: center;">1</td> <td style="text-align: center;">2</td> <td style="text-align: center;">3</td> <td style="text-align: center;">4</td> <td></td> </tr> <tr> <td style="text-align: center;">2</td> <td style="text-align: center;">3</td> <td style="text-align: center;">4</td> <td></td> <td></td> </tr> <tr> <td style="text-align: center;">3</td> <td style="text-align: center;">4</td> <td></td> <td></td> <td></td> </tr> <tr> <td style="text-align: center;">4</td> <td></td> <td></td> <td></td> <td></td> </tr> <tr> <td style="text-align: center;">5</td> <td></td> <td></td> <td></td> <td></td> </tr> <tr> <td style="text-align: center;">6</td> <td></td> <td></td> <td></td> <td></td> </tr> <tr> <td style="text-align: center;">7</td> <td></td> <td></td> <td></td> <td></td> </tr> <tr> <td style="text-align: center;">8</td> <td></td> <td></td> <td></td> <td></td> </tr> <tr> <td style="text-align: center;">9</td> <td></td> <td></td> <td></td> <td></td> </tr> <tr> <td style="text-align: center;">10</td> <td></td> <td></td> <td></td> <td></td> </tr> <tr> <td style="text-align: center;">11</td> <td></td> <td></td> <td></td> <td></td> </tr> <tr> <td style="text-align: center;">12</td> <td></td> <td></td> <td></td> <td></td> </tr> <tr> <td style="text-align: center;">13</td> <td></td> <td></td> <td></td> <td></td> </tr> <tr> <td style="text-align: center;">14</td> <td></td> <td></td> <td></td> <td></td> </tr> <tr> <td style="text-align: center;">15</td> <td></td> <td></td> <td></td> <td></td> </tr> <tr> <td style="text-align: center;">16</td> <td></td> <td></td> <td></td> <td></td> </tr> <tr> <td style="text-align: center;">17</td> <td></td> <td></td> <td></td> <td></td> </tr> <tr> <td style="text-align: center;">18</td> <td></td> <td></td> <td></td> <td></td> </tr> <tr> <td style="text-align: center;">19</td> <td></td> <td></td> <td></td> <td></td> </tr> <tr> <td style="text-align: center;">20</td> <td></td> <td></td> <td></td> <td></td> </tr> <tr> <td style="text-align: center;">21</td> <td></td> <td></td> <td></td> <td></td> </tr> <tr> <td style="text-align: center;">22</td> <td></td> <td></td> <td></td> <td></td> </tr> <tr> <td style="text-align: center;">23</td> <td></td> <td></td> <td></td> <td></td> </tr> <tr> <td style="text-align: center;">24</td> <td></td> <td></td> <td></td> <td></td> </tr> <tr> <td style="text-align: center;">25</td> <td></td> <td></td> <td></td> <td></td> </tr> <tr> <td style="text-align: center;">26</td> <td></td> <td></td> <td></td> <td></td> </tr> <tr> <td style="text-align: center;">27</td> <td></td> <td></td> <td></td> <td></td> </tr> <tr> <td style="text-align: center;">28</td> <td></td> <td></td> <td></td> <td></td> </tr> <tr> <td style="text-align: center;">29</td> <td></td> <td></td> <td></td> <td></td> </tr> <tr> <td style="text-align: center;">30</td> <td></td> <td></td> <td></td> <td></td> </tr> <tr> <td style="text-align: center;">31</td> <td></td> <td></td> <td></td> <td></td> </tr> <tr> <td style="text-align: center;">32</td> <td></td> <td></td> <td></td> <td></td> </tr> <tr> <td style="text-align: center;">33</td> <td></td> <td></td> <td></td> <td></td> </tr> <tr> <td style="text-align: center;">34</td> <td></td> <td></td> <td></td> <td></td> </tr> <tr> <td style="text-align: center;">35</td> <td></td> <td></td> <td></td> <td></td> </tr> <tr> <td style="text-align: center;">36</td> <td></td> <td></td> <td></td> <td></td> </tr> <tr> <td style="text-align: center;">37</td> <td></td> <td></td> <td></td> <td></td> </tr> <tr> <td style="text-align: center;">38</td> <td></td> <td></td> <td></td> <td></td> </tr> <tr> <td style="text-align: center;">39</td> <td></td> <td></td> <td></td> <td></td> </tr> <tr> <td style="text-align: center;">40</td> <td></td> <td></td> <td></td> <td></td> </tr> <tr> <td style="text-align: center;">41</td> <td></td> <td></td> <td></td> <td></td> </tr> <tr> <td style="text-align: center;">42</td> <td></td> <td></td> <td></td> <td></td> </tr> <tr> <td style="text-align: center;">43</td> <td></td> <td></td> <td></td> <td></td> </tr> <tr> <td style="text-align: center;">44</td> <td></td> <td></td> <td></td> <td></td> </tr> <tr> <td style="text-align: center;">45</td> <td></td> <td></td> <td></td> <td></td> </tr> <tr> <td style="text-align: center;">46</td> <td></td> <td></td> <td></td> <td></td> </tr> <tr> <td style="text-align: center;">47</td> <td></td> <td></td> <td></td> <td></td> </tr> <tr> <td style="text-align: center;">48</td> <td></td> <td></td> <td></td> <td></td> </tr> <tr> <td style="text-align: center;">49</td> <td></td> <td></td> <td></td> <td></td> </tr> <tr> <td style="text-align: center;">50</td> <td></td> <td></td> <td></td> <td></td> </tr> <tr> <td style="text-align: center;">51</td> <td></td> <td></td> <td></td> <td></td> </tr> <tr> <td style="text-align: center;">52</td> <td></td> <td></td> <td></td> <td></td> </tr> <tr> <td style="text-align: center;">53</td> <td></td> <td></td> <td></td> <td></td> </tr> <tr> <td style="text-align: center;">54</td> <td></td> <td></td> <td></td> <td></td> </tr> <tr> <td style="text-align: center;">55</td> <td></td> <td></td> <td></td> <td></td> </tr> <tr> <td style="text-align: center;">56</td> <td></td> <td></td> <td></td> <td></td> </tr> <tr> <td style="text-align: center;">57</td> <td></td> <td></td> <td></td> <td></td> </tr> <tr> <td style="text-align: center;">58</td> <td></td> <td></td> <td></td> <td></td> </tr> <tr> <td style="text-align: center;">59</td> <td></td> <td></td> <td></td> <td></td> </tr> <tr> <td style="text-align: center;">60</td> <td></td> <td></td> <td></td> <td></td> </tr> <tr> <td style="text-align: center;">61</td> <td></td> <td></td> <td></td> <td></td> </tr> <tr> <td style="text-align: center;">62</td> <td></td> <td></td> <td></td> <td></td> </tr> <tr> <td style="text-align: center;">63</td> <td></td> <td></td> <td></td> <td></td> </tr> <tr> <td style="text-align: center;">64</td> <td></td> <td></td> <td></td> <td></td> </tr> <tr> <td style="text-align: center;">65</td> <td></td> <td></td> <td></td> <td></td> </tr> <tr> <td style="text-align: center;">66</td> <td></td> <td></td> <td></td> <td></td> </tr> <tr> <td style="text-align: center;">67</td> <td></td> <td></td> <td></td> <td></td> </tr> <tr> <td style="text-align: center;">68</td> <td></td> <td></td> <td></td> <td></td> </tr> <tr> <td style="text-align: center;">69</td> <td></td> <td></td> <td></td> <td></td> </tr> <tr> <td style="text-align: center;">70</td> <td></td> <td></td> <td></td> <td></td> </tr> <tr> <td style="text-align: center;">71</td> <td></td> <td></td> <td></td> <td></td> </tr> <tr> <td style="text-align: center;">72</td> <td></td> <td></td> <td></td> <td></td> </tr> <tr> <td style="text-align: center;">73</td> <td></td> <td></td> <td></td> <td></td> </tr> <tr> <td style="text-align: center;">74</td> <td></td> <td></td> <td></td> <td></td> </tr> <tr> <td style="text-align: center;">75</td> <td></td> <td></td> <td></td> <td></td> </tr> <tr> <td style="text-align: center;">76</td> <td></td> <td></td> <td></td> <td></td> </tr> <tr> <td style="text-align: center;">77</td> <td></td> <td></td> <td></td> <td></td> </tr> <tr> <td style="text-align: center;">78</td> <td></td> <td></td> <td></td> <td></td> </tr> <tr> <td style="text-align: center;">79</td> <td></td> <td></td> <td></td> <td></td> </tr> <tr> <td style="text-align: center;">80</td> <td></td> <td></td> <td></td> <td></td> </tr> <tr> <td style="text-align: center;">81</td> <td></td> <td></td> <td></td> <td></td> </tr> <tr> <td style="text-align: center;">82</td> <td></td> <td></td> <td></td> <td></td> </tr> <tr> <td style="text-align: center;">83</td> <td></td> <td></td> <td></td> <td></td> </tr> <tr> <td style="text-align: center;">84</td> <td></td> <td></td> <td></td> <td></td> </tr> <tr> <td style="text-align: center;">85</td> <td></td> <td></td> <td></td> <td></td> </tr> <tr> <td style="text-align: center;">86</td> <td></td> <td></td> <td></td> <td></td> </tr> <tr> <td style="text-align: center;">87</td> <td></td> <td></td> <td></td> <td></td> </tr> <tr> <td style="text-align: center;">88</td> <td></td> <td></td> <td></td> <td></td> </tr> <tr> <td style="text-align: center;">89</td> <td></td> <td></td> <td></td> <td></td> </tr> <tr> <td style="text-align: center;">90</td> <td></td> <td></td> <td></td> <td></td> </tr> <tr> <td style="text-align: center;">91</td> <td></td> <td></td> <td></td> <td></td> </tr> <tr> <td style="text-align: center;">92</td> <td></td> <td></td> <td></td> <td></td> </tr> <tr> <td style="text-align: center;">93</td> <td></td> <td></td> <td></td> <td></td> </tr> <tr> <td style="text-align: center;">94</td> <td></td> <td></td> <td></td> <td></td> </tr> <tr> <td style="text-align: center;">95</td> <td></td> <td></td> <td></td> <td></td> </tr> <tr> <td style="text-align: center;">96</td> <td></td> <td></td> <td></td> <td></td> </tr> <tr> <td style="text-align: center;">97</td> <td></td> <td></td> <td></td> <td></td> </tr> <tr> <td style="text-align: center;">98</td> <td></td> <td></td> <td></td> <td></td> </tr> <tr> <td style="text-align: center;">99</td> <td></td> <td></td> <td></td> <td></td> </tr> <tr> <td style="text-align: center;">100</td> <td></td> <td></td> <td></td> <td></td> </tr> </tbody> </table>		ONCE	TWICE	A FEW TIMES	MANY TIMES	→ 905					1	2	3	4		2	3	4			3	4				4					5					6					7					8					9					10					11					12					13					14					15					16					17					18					19					20					21					22					23					24					25					26					27					28					29					30					31					32					33					34					35					36					37					38					39					40					41					42					43					44					45					46					47					48					49					50					51					52					53					54					55					56					57					58					59					60					61					62					63					64					65					66					67					68					69					70					71					72					73					74					75					76					77					78					79					80					81					82					83					84					85					86					87					88					89					90					91					92					93					94					95					96					97					98					99					100					905		
	ONCE	TWICE	A FEW TIMES	MANY TIMES																																																																																																																																																																																																																																																																																																																																																																																																																																																																																																																															
→ 905																																																																																																																																																																																																																																																																																																																																																																																																																																																																																																																																			
1	2	3	4																																																																																																																																																																																																																																																																																																																																																																																																																																																																																																																																
2	3	4																																																																																																																																																																																																																																																																																																																																																																																																																																																																																																																																	
3	4																																																																																																																																																																																																																																																																																																																																																																																																																																																																																																																																		
4																																																																																																																																																																																																																																																																																																																																																																																																																																																																																																																																			
5																																																																																																																																																																																																																																																																																																																																																																																																																																																																																																																																			
6																																																																																																																																																																																																																																																																																																																																																																																																																																																																																																																																			
7																																																																																																																																																																																																																																																																																																																																																																																																																																																																																																																																			
8																																																																																																																																																																																																																																																																																																																																																																																																																																																																																																																																			
9																																																																																																																																																																																																																																																																																																																																																																																																																																																																																																																																			
10																																																																																																																																																																																																																																																																																																																																																																																																																																																																																																																																			
11																																																																																																																																																																																																																																																																																																																																																																																																																																																																																																																																			
12																																																																																																																																																																																																																																																																																																																																																																																																																																																																																																																																			
13																																																																																																																																																																																																																																																																																																																																																																																																																																																																																																																																			
14																																																																																																																																																																																																																																																																																																																																																																																																																																																																																																																																			
15																																																																																																																																																																																																																																																																																																																																																																																																																																																																																																																																			
16																																																																																																																																																																																																																																																																																																																																																																																																																																																																																																																																			
17																																																																																																																																																																																																																																																																																																																																																																																																																																																																																																																																			
18																																																																																																																																																																																																																																																																																																																																																																																																																																																																																																																																			
19																																																																																																																																																																																																																																																																																																																																																																																																																																																																																																																																			
20																																																																																																																																																																																																																																																																																																																																																																																																																																																																																																																																			
21																																																																																																																																																																																																																																																																																																																																																																																																																																																																																																																																			
22																																																																																																																																																																																																																																																																																																																																																																																																																																																																																																																																			
23																																																																																																																																																																																																																																																																																																																																																																																																																																																																																																																																			
24																																																																																																																																																																																																																																																																																																																																																																																																																																																																																																																																			
25																																																																																																																																																																																																																																																																																																																																																																																																																																																																																																																																			
26																																																																																																																																																																																																																																																																																																																																																																																																																																																																																																																																			
27																																																																																																																																																																																																																																																																																																																																																																																																																																																																																																																																			
28																																																																																																																																																																																																																																																																																																																																																																																																																																																																																																																																			
29																																																																																																																																																																																																																																																																																																																																																																																																																																																																																																																																			
30																																																																																																																																																																																																																																																																																																																																																																																																																																																																																																																																			
31																																																																																																																																																																																																																																																																																																																																																																																																																																																																																																																																			
32																																																																																																																																																																																																																																																																																																																																																																																																																																																																																																																																			
33																																																																																																																																																																																																																																																																																																																																																																																																																																																																																																																																			
34																																																																																																																																																																																																																																																																																																																																																																																																																																																																																																																																			
35																																																																																																																																																																																																																																																																																																																																																																																																																																																																																																																																			
36																																																																																																																																																																																																																																																																																																																																																																																																																																																																																																																																			
37																																																																																																																																																																																																																																																																																																																																																																																																																																																																																																																																			
38																																																																																																																																																																																																																																																																																																																																																																																																																																																																																																																																			
39																																																																																																																																																																																																																																																																																																																																																																																																																																																																																																																																			
40																																																																																																																																																																																																																																																																																																																																																																																																																																																																																																																																			
41																																																																																																																																																																																																																																																																																																																																																																																																																																																																																																																																			
42																																																																																																																																																																																																																																																																																																																																																																																																																																																																																																																																			
43																																																																																																																																																																																																																																																																																																																																																																																																																																																																																																																																			
44																																																																																																																																																																																																																																																																																																																																																																																																																																																																																																																																			
45																																																																																																																																																																																																																																																																																																																																																																																																																																																																																																																																			
46																																																																																																																																																																																																																																																																																																																																																																																																																																																																																																																																			
47																																																																																																																																																																																																																																																																																																																																																																																																																																																																																																																																			
48																																																																																																																																																																																																																																																																																																																																																																																																																																																																																																																																			
49																																																																																																																																																																																																																																																																																																																																																																																																																																																																																																																																			
50																																																																																																																																																																																																																																																																																																																																																																																																																																																																																																																																			
51																																																																																																																																																																																																																																																																																																																																																																																																																																																																																																																																			
52																																																																																																																																																																																																																																																																																																																																																																																																																																																																																																																																			
53																																																																																																																																																																																																																																																																																																																																																																																																																																																																																																																																			
54																																																																																																																																																																																																																																																																																																																																																																																																																																																																																																																																			
55																																																																																																																																																																																																																																																																																																																																																																																																																																																																																																																																			
56																																																																																																																																																																																																																																																																																																																																																																																																																																																																																																																																			
57																																																																																																																																																																																																																																																																																																																																																																																																																																																																																																																																			
58																																																																																																																																																																																																																																																																																																																																																																																																																																																																																																																																			
59																																																																																																																																																																																																																																																																																																																																																																																																																																																																																																																																			
60																																																																																																																																																																																																																																																																																																																																																																																																																																																																																																																																			
61																																																																																																																																																																																																																																																																																																																																																																																																																																																																																																																																			
62																																																																																																																																																																																																																																																																																																																																																																																																																																																																																																																																			
63																																																																																																																																																																																																																																																																																																																																																																																																																																																																																																																																			
64																																																																																																																																																																																																																																																																																																																																																																																																																																																																																																																																			
65																																																																																																																																																																																																																																																																																																																																																																																																																																																																																																																																			
66																																																																																																																																																																																																																																																																																																																																																																																																																																																																																																																																			
67																																																																																																																																																																																																																																																																																																																																																																																																																																																																																																																																			
68																																																																																																																																																																																																																																																																																																																																																																																																																																																																																																																																			
69																																																																																																																																																																																																																																																																																																																																																																																																																																																																																																																																			
70																																																																																																																																																																																																																																																																																																																																																																																																																																																																																																																																			
71																																																																																																																																																																																																																																																																																																																																																																																																																																																																																																																																			
72																																																																																																																																																																																																																																																																																																																																																																																																																																																																																																																																			
73																																																																																																																																																																																																																																																																																																																																																																																																																																																																																																																																			
74																																																																																																																																																																																																																																																																																																																																																																																																																																																																																																																																			
75																																																																																																																																																																																																																																																																																																																																																																																																																																																																																																																																			
76																																																																																																																																																																																																																																																																																																																																																																																																																																																																																																																																			
77																																																																																																																																																																																																																																																																																																																																																																																																																																																																																																																																			
78																																																																																																																																																																																																																																																																																																																																																																																																																																																																																																																																			
79																																																																																																																																																																																																																																																																																																																																																																																																																																																																																																																																			
80																																																																																																																																																																																																																																																																																																																																																																																																																																																																																																																																			
81																																																																																																																																																																																																																																																																																																																																																																																																																																																																																																																																			
82																																																																																																																																																																																																																																																																																																																																																																																																																																																																																																																																			
83																																																																																																																																																																																																																																																																																																																																																																																																																																																																																																																																			
84																																																																																																																																																																																																																																																																																																																																																																																																																																																																																																																																			
85																																																																																																																																																																																																																																																																																																																																																																																																																																																																																																																																			
86																																																																																																																																																																																																																																																																																																																																																																																																																																																																																																																																			
87																																																																																																																																																																																																																																																																																																																																																																																																																																																																																																																																			
88																																																																																																																																																																																																																																																																																																																																																																																																																																																																																																																																			
89																																																																																																																																																																																																																																																																																																																																																																																																																																																																																																																																			
90																																																																																																																																																																																																																																																																																																																																																																																																																																																																																																																																			
91																																																																																																																																																																																																																																																																																																																																																																																																																																																																																																																																			
92																																																																																																																																																																																																																																																																																																																																																																																																																																																																																																																																			
93																																																																																																																																																																																																																																																																																																																																																																																																																																																																																																																																			
94																																																																																																																																																																																																																																																																																																																																																																																																																																																																																																																																			
95																																																																																																																																																																																																																																																																																																																																																																																																																																																																																																																																			
96																																																																																																																																																																																																																																																																																																																																																																																																																																																																																																																																			
97																																																																																																																																																																																																																																																																																																																																																																																																																																																																																																																																			
98																																																																																																																																																																																																																																																																																																																																																																																																																																																																																																																																			
99																																																																																																																																																																																																																																																																																																																																																																																																																																																																																																																																			
100																																																																																																																																																																																																																																																																																																																																																																																																																																																																																																																																			

<p>909</p> <p>Before the age of 15 years, do you remember if anyone in your family or your relatives ever made you do something sexual that you didn't want to or touched you in a sexually disturbing way?</p> <p><i>IF YES: Who?</i> <i>CONTINUE IF YES OR NO:</i> Is there any other person that you want to mention? Someone from school? Friend or neighbor? A stranger?</p> <p>NOBODY A → 911</p> <p>FATHER B</p> <p>STEP FATHER D</p> <p>BROTHER F</p> <p>ELDER BROTHER G</p> <p>GRANDFATHER H</p> <p>FATHER'S BROTHER I</p> <p>MOTHER'S BROTHER J</p> <p>OTHER MALE RELATIVE K</p> <p>A MALE FRIEND L</p> <p>A TEACHER M</p> <p>A STRANGER O</p> <p>OTHER _____ U (SPECIFY)</p>		<p>910</p> <p><i>ASK ONLY FOR THOSE MARKED IN 909.</i></p> <p>a) How old were you when this happened with for the first time?</p> <p>b) How old was?</p> <p>c) How many times did it happen?</p> <table border="1"> <thead> <tr> <th>AGE</th> <th>AGE</th> <th>ONCE</th> <th>TWICE</th> <th>A FEW</th> <th>MANY</th> </tr> </thead> <tbody> <tr> <td>911</td> <td></td> <td></td> <td></td> <td></td> <td></td> </tr> <tr> <td><input type="text"/></td> <td><input type="text"/></td> <td>1</td> <td>2</td> <td>3</td> <td>4</td> </tr> <tr> <td><input type="text"/></td> <td><input type="text"/></td> <td>1</td> <td>2</td> <td>3</td> <td>4</td> </tr> <tr> <td><input type="text"/></td> <td><input type="text"/></td> <td>1</td> <td>2</td> <td>3</td> <td>4</td> </tr> <tr> <td><input type="text"/></td> <td><input type="text"/></td> <td>1</td> <td>2</td> <td>3</td> <td>4</td> </tr> <tr> <td><input type="text"/></td> <td><input type="text"/></td> <td>1</td> <td>2</td> <td>3</td> <td>4</td> </tr> <tr> <td><input type="text"/></td> <td><input type="text"/></td> <td>1</td> <td>2</td> <td>3</td> <td>4</td> </tr> <tr> <td><input type="text"/></td> <td><input type="text"/></td> <td>1</td> <td>2</td> <td>3</td> <td>4</td> </tr> <tr> <td><input type="text"/></td> <td><input type="text"/></td> <td>1</td> <td>2</td> <td>3</td> <td>4</td> </tr> <tr> <td><input type="text"/></td> <td><input type="text"/></td> <td>1</td> <td>2</td> <td>3</td> <td>4</td> </tr> <tr> <td><input type="text"/></td> <td><input type="text"/></td> <td>1</td> <td>2</td> <td>3</td> <td>4</td> </tr> </tbody> </table>	AGE	AGE	ONCE	TWICE	A FEW	MANY	911						<input type="text"/>	<input type="text"/>	1	2	3	4	<input type="text"/>	<input type="text"/>	1	2	3	4	<input type="text"/>	<input type="text"/>	1	2	3	4	<input type="text"/>	<input type="text"/>	1	2	3	4	<input type="text"/>	<input type="text"/>	1	2	3	4	<input type="text"/>	<input type="text"/>	1	2	3	4	<input type="text"/>	<input type="text"/>	1	2	3	4	<input type="text"/>	<input type="text"/>	1	2	3	4	<input type="text"/>	<input type="text"/>	1	2	3	4	<input type="text"/>	<input type="text"/>	1	2	3	4
AGE	AGE	ONCE	TWICE	A FEW	MANY																																																																					
911																																																																										
<input type="text"/>	<input type="text"/>	1	2	3	4																																																																					
<input type="text"/>	<input type="text"/>	1	2	3	4																																																																					
<input type="text"/>	<input type="text"/>	1	2	3	4																																																																					
<input type="text"/>	<input type="text"/>	1	2	3	4																																																																					
<input type="text"/>	<input type="text"/>	1	2	3	4																																																																					
<input type="text"/>	<input type="text"/>	1	2	3	4																																																																					
<input type="text"/>	<input type="text"/>	1	2	3	4																																																																					
<input type="text"/>	<input type="text"/>	1	2	3	4																																																																					
<input type="text"/>	<input type="text"/>	1	2	3	4																																																																					
<input type="text"/>	<input type="text"/>	1	2	3	4																																																																					
<p>911</p>	<p>When you were a child, did your father [or your mother's partner] harm your mother physically?</p>	<p>YES 1 NO 2 NOT APPLICABLE 3 DON'T KNOW 8</p> <p>→ 913</p>																																																																								
<p>912</p>	<p>When you were a child, did you witness that your father (or your mother's partner) was harming your mother physically (did you see or hear it)?</p>	<p>YES 1 NO 2</p>																																																																								

913	CHECK 207 (207=12, 13, 14, 15, 16, 17) MARRIED AT LEAST ONCE/ HAD A RELATIONSHIP	(207=11) NEVER MARRIED/ NEVER HAD A RELATIONSHIP	<input type="checkbox"/> → 917
914	<i>IF LAST RELATIONSHIP IS MARRIAGE:</i> Has your (most recent) mother-in-law ever been harmed physically by her husband (partner)? <i>IF LAST RELATIONSHIP IS NOT MARRIAGE:</i> Has your (most recent) partner's mother ever been harmed physically by her husband (partner)?	YES..... 1 NO 2 NOT APPLICABLE..... 3 DON'T KNOW 8	<input type="checkbox"/> → 916
915	Did your husband/partner witness this situation? (Did he see or hear it)?	YES..... 1 NO 2 DON'T KNOW..... 8	
916	Has anyone in your (most recent) husband's/partner's family shown physically violent behavior towards your husband/partner?	YES 1 NO 2 DON'T KNOW..... 8	
917	Have you ever had sexual intercourse? (IF YES) How old were you when you had sexual intercourse for the first time?	NEVER HAD SEXUAL INTERCOURSE 94 REFUSED/NO ANSWER 99 AGE.....	<input type="checkbox"/> → 919 <input type="text"/>
918	How did your first sexual intercourse happen? Did you want to have sex, did you not want to have sex but it happened anyway, or were you forced to have sex?	WANTED 1 DID NOT WANT BUT HAPPENED 2 DID NOT WANT/HAPPENED BY FORCE 3 REFUSED/NO ANSWER 9	

STALKING

919	Has your husband, partner or ex-husband, former partner or someone you do not know			920 From whom you experienced this incident?			
		YES	NO	HUSBAND/ PARTNER	EX-HUSBAND/ FORMER PARTNER	A MALE FRIEND	RELATIVE
	A) Called you continuously by phone?	1	2 919(B) ←	A	B	C	D
	B) Sent you sms, mail and/or e-mail?	1	2 919(C) ←	A	B	C	D
	C) Attempted to communicate with you via social media such as Facebook, twitter or tried to follow you using these?	1	2 919(D) ←	A	B	C	D
	D) Appeared in front of you without any reason around your workplace or where you live.	1	2 919(E) ←	A	B	C	D
	E) Sent you romantic gifts such as candles or flowers or weird, scary material in a way that would disturb you?	1	2 919(F) ←	A	B	C	D
	F) Caused you to be disturbed by third parties by sharing your contact information on the internet or areas where others can see?	1	2 919(G) ←	A	B	C	D
	G) Told you that s/he would commit suicide if you refuse to meet her/him?	1	2 919(H) ←	A	B	C	D
	H) Threatened to harm you physically and/or sexually if you did not meet with him/her?	1	2 919(I) ←	A	B	C	D
	I) Threatened to harm your child or someone from your family if you did not meet with him/her?	1	2 919(J) ←	A	B	C	D
	J) Other than the above mentioned, did s/he try to disturb you in another way? _____ (SPECIFY)	1	2 921 ←	A	B	C	D

SOMEONE FROM OFFICE	TEACHER	NEIGHBOR	ACQUAINTANCE	STRANGER	OTHER
E	F	G	H	I	U _____ (SPECIFY)
E	F	G	H	I	U _____ (SPECIFY)
E	F	G	H	I	U _____ (SPECIFY)
E	F	G	H	I	U _____ (SPECIFY)
E	F	G	H	I	U _____ (SPECIFY)
E	F	G	H	I	U _____ (SPECIFY)
E	F	G	H	I	U _____ (SPECIFY)
E	F	G	H	I	U _____ (SPECIFY)
E	F	G	H	I	U _____ (SPECIFY)
E	F	G	H	I	U _____ (SPECIFY)

921	CHECK 920: AT LEAST ONE YES	<input type="checkbox"/>	
		NO POSITIVE ANSWERS	<input type="checkbox"/> → 925T
922	Due to the incident(s) you mentioned have you applied to any institutions?	YES 1 NO 2 → 925T	
923	Which institutions/organizations did you apply to?	POLICE/GENDARMERIE A PUBLIC PROSECUTOR B WOMEN'S ORGANIZATION C FAMILY COURT D DISTRICT GOVERNORATE E PROVINCIAL DIRECTORATE OF MINISTRY F MUNICIPALITY G OTHER U (SPECIFY)	
924	What was the result of your application?	PREVENTIVE CAUTIONARY DECISION A PROTECTIVE CAUTIONARY DECISION B NO RESULT C OTHER U (SPECIFY)	
925T	RECORD THE TIME.	HOUR- MINUTE.....	<input type="text"/> <input type="text"/> <input type="text"/> <input type="text"/>

SECTION 10. COMPLETION OF INTERVIEW

<p>1001</p>	<p>I would now like to give you a card on which there are two pictures. The first picture is of a sad face, the second is of a happy face.</p> <p>I would like you to put a mark below the sad picture if someone has ever touched you sexually, or made you do something sexual that you didn't want to, before you were 15 years old.</p> <p>Please put a mark below the happy face if this has never happened to you.</p> <p>Once you have marked the card, please fold it over and put it in this envelope. This will ensure you that I do not know your answer.</p> <p><i>MAKE SURE THAT THE RESPONDENT FOLDS THE CARD; PUTS IT IN THE ENVELOPE; AND SEALS THE ENVELOPE BEFORE GIVING IT BACK TO YOU. WRITE THE CLUSTER AND HOUSEHOLD NUMBERS ON THE ENVELOPE.</i></p>	<p>CARD GIVEN.....1</p> <p>CARD NOT GIVEN.....2</p>	
<p>1002</p>	<p>We have now finished the interview. Do you have any comments, or is there anything else you would like to add?</p> <p>_____</p> <p>_____</p> <p>_____</p> <p>_____</p> <p>_____</p> <p>_____</p>		
<p>1003</p>	<p>How do you feel at the end of this interview?</p> <p><i>WRITE DOWN THE RESPONSE GIVEN BY RESPONDENT AND MARK THE NEXT COLUMN.</i></p> <p>_____</p> <p>_____</p> <p>_____</p> <p>_____</p> <p>_____</p> <p>_____</p> <p>_____</p> <p>_____</p>	<p>GOOD/BETTER 1</p> <p>BAD/WORSE 2</p> <p>SAME/NO DIFFERENCE 3</p> <p>OTHER _____ 7 (SPECIFY)</p>	

1004

ALL RESPONDENTS

I would like to thank you very much for your time and for helping us. I know that these subjects may have been difficult for you to talk about. It is necessary to have information on what women experience in order to develop the services provided for women. No one deserves to be mistreated by someone else.

IF RESPONDENT HAS BEEN SUBJECTED TO VIOLENCE:

Sharing your thoughts and experiences with us shows what a strong woman you are. Thank you once again for sharing your experiences with us.

LICENCE PLATE CODES FOR PROVINCES

01 ADANA	21 DIYARBAKIR	41 KOCAELI	61 TRABZON
02 ADIYAMAN	22 EDİRNE	42 KONYA	62 TUNCELİ
03 AFYON	23 ELAZIĞ	43 KÜTAHYA	63 ŞANLIURFA
04 AĞRI	24 ERZINCAN	44 MALATYA	64 UŞAK
05 AMASYA	25 ERZURUM	45 MANİSA	65 VAN
06 ANKARA	26 ESKİŞEHİR	46 K.MARAŞ	66 YOZGAT
07 ANTALYA	27 GAZİANTEP	47 MARDİN	67 ZONGULDAK
08 ARTVIN	28 GİRESUN	48 MUĞLA	68 AKSARAY
09 AYDIN	29 GÜMÜŞHANE	49 MUŞ	69 BAYBURT
10 BALIKESİR	30 HAKKARİ	50 NEVŞEHİR	70 KARAMAN
11 BİLECİK	31 HATAY	51 NİĞDE	71 KIRIKKALE
12 BİNGÖL	32 ISPARTA	52 ORDU	72 BATMAN
13 BİTLİS	33 İÇEL	53 RİZE	73 ŞIRNAK
14 BOLU	34 İSTANBUL	54 SAKARYA	74 BARTIN
15 BURDUR	35 İZMİR	55 SAMSUN	75 ARDAHAN
16 BURSA	36 KARS	56 SİİRT	76 İĞDIR
17 ÇANAKKALE	37 KASTAMONU	57 SİNOP	77 YALOVA
18 ÇANKIRI	38 KAYSERİ	58 SİVAS	78 KARABÜK
19 ÇORUM	39 KIRKLARELİ	59 TEKİRDAĞ	79 KİLİS
20 DENİZLİ	40 KIRŞEHİR	60 TOKAT	80 OSMANİYE
			81 DÜZCE
90 FOREIGN COUNTRY			

REFERENCES



References

- 4320 sayılı Ailenin Korunmasına Dair Kanun (17 Ocak 1998). Resmî Gazete, Sayı: 23233. <http://eski.bianet.org/2006/11/01_k/74818.htm>. (2013, 16 Ekim).
- Aile Mahkemelerinin Kuruluş, Görev ve Yargılama Usullerine Dair Kanun. (09 Ocak 2003). Resmî Gazete, Sayı: 28489 <<http://www.resmigazete.gov.tr/main.aspx?home=http://www.resmigazete.gov.tr/eskiler/2003/01/20030118.htm&main=http://www.resmigazete.gov.tr/eskiler/2003/01/20030118.htm>> (2014, Temmuz 04).
- Ailenin Korunması ve Kadına Karşı Şiddetin Önlenmesine Dair Kanun [Law on the Protection of the Family and the Prevention of Violence against Women] (20 Mart 2012). Resmî Gazete, Sayı: 28239. <<http://www.resmigazete.gov.tr/eskiler/2012/03/20120320-16.htm>> (2014, Ağustos 25).
- Altınay and Arat (2008). *Türkiye 'de Kadına Yönelik Şiddet Araştırması [Violence against Women in Turkey]*. İstanbul. Punto Yayıncılık.
- Ankara Barosu. (2011). Gelincik Projesi. <<http://www.gelincikprojesi.com/AnaSayfa.aspx>> (2014, Temmuz 08).
- United Nations. (1979). *Convention on the Elimination of All Forms of Discrimination against Women (CEDAW)*. <http://www.unicef.org/turkey/cedaw/_gi18.html> (2014, 22 June).
- United Nations General Assembly. (1993). *Declaration on the Elimination of Violence against Women*. http://www.uhdigm.adalet.gov.tr/sozlesmeler/coktarafli-soz/bm/bm_19.pdf> (2014, 21 June).
- Coles, T. (2008). Finding Space in the Field of Masculinity: Lived Experiences of Men's Masculinities, *Journal of Sociology*, 44(3), 233-248.
- Connell, R.W. and Wesserschmidt, W.J. (2005). Hegemonic Masculinity: Rethinking the Concept, *Gender and Society*, 19(6), 829-859.
- Connell, R.W. (1998). *Toplumsal Cinsiyet ve İktidar [Gender and Power]*. İstanbul: Ayrıntı Yayınları.
- Emniyet Genel Müdürlüğü Asayiş Daire Başkanlığı, *Aile İçi Şiddetle Mücadele Şube Müdürlüğü Bilgilendirme Kitapçığı*. <<http://www.asayis.pol.tr/SiteAssets/bulten/asayisbulten/aileicisiddet/index.html>> (2014, Temmuz 12)
- FRA (European Union Agency for Fundamental Rights). (2014). *Violence against Women: An EU-Wide Survey: Main Results*. Luxembourg: Publications Office of the European Union.
- García-Moreno, C., Jansen, H. A.F.M, Ellsberg, M., Heise, L. ve Watts, C. (2006). Prevalence of Intimate Partner Violence: Findings from The WHO Multi-Country Study on Women's Health and Domestic Violence. *Lancet*, 368, 1260-69.
- García-Moreno, C., Jansen, H. A.F.M, Ellsberg, M., Heise, L. and Watts, C. (2005). *WHO Multi-Country Study on Women's Health and Domestic Violence against Women: Initial Results on Prevalence, Health Outcomes and Women's Responses*. Geneva: WHO Publications.
- Heise, L. (1996). Violence against Women: Global Organizing for Change. Edleson, J.L. and Eisikovits, Z.C. (ed.). *Future Interventions with Battered Women and Their Families* içinde (7–33). Thousand Oaks, CA: Sage Publications.

Heise, L., Ellsberg, M. and Gottemoeller, M. (1999). Ending Violence against Women. Baltimore, MD: Johns Hopkins University Press.

Kish, L. (1949). A Procedure for Objective Respondent Selection within the Household. *Journal of the American Statistical Association*, 44(247), 380–387.

Şiddet Önleme ve İzleme Merkezleri [Violence Prevention and Monitoring Centers](2012, Aralık). <<http://www.kadininstatusu.gov.tr/tr/19459/KOZA-SIDDET-ONLEME-VE-IZLEME-MERKEZLERI>> (2014, Temmuz 06).

Maxwell, J. A. (1996). 'Qualitative Research Design. An Interactive Approach'. *Applied Social Research Methods Series*, Vol. 41. Thousand Oaks, CA: Sage Publications

On Üç İilde Büyükşehir Belediyesi ve Yirmi Altı İlçe Kurulması ile Bazı Kanun ve Kanun Hükmünde Kararnemelerde Değişiklik Yapılmasına Dair Kanun (06 Aralık 2012). *Resmî Gazete*, Sayı: 28489. <<http://www.resmigazete.gov.tr/eskiler/2012/12/20121206-1.htm>> (2014, Haziran 25).

Pallitto, C. C., Garcia-Moreno, C., Jansen, H. A.F.M, Ellsberg, M., Heise, L. and Watts, C. (2013). Intimate Partner Violence, Abortion, and Unintended Pregnancy: Results from the WHO Multi-Country Study on Women's Health and Domestic Violence. *International Journal of Gynecology & Obstetrics*, 120(1), 3-9.

Runyan, D. K. (2000). *Final Report to the International Clinical Epidemiology Network on the 1998-1999 Grant to Nurture the WorldSAFE Collaboration*. <<http://incentrust.org/inclen/uploadedbyfck/file/completeProject/WorldSafe.pdf>> (2013, 15 October).

Sancar, S. (2008). *Erkeklik: İmkânsız İktidar*. İstanbul: Metis Yayınları

Sosyal Hizmet Merkezleri Yönetmeliği (09 Şubat 2013). *Resmî Gazete*, Sayı: 28554. <<http://www.resmigazete.gov.tr/eskiler/2013/02/20130209-3.htm>> (2014, Temmuz 05).

T.C. Aile ve Sosyal Politikalar Bakanlığı Kadının Statüsü Genel Müdürlüğü [T.R. Ministry of Family and Social Policies General Directorate on the Status of Women]. (2013). 6284 sayılı Ailenin Korunması ve Kadına Karşı Şiddetin Önlenmesine Dair Kanun [Law No. 6284 on the Protection of the Family and the Prevention of Violence against Women], İstanbul Sözleşmesi [İstanbul Convention] (11.05.2011), 6284 sayılı Ailenin Korunması ve Kadına Karşı Şiddetin Önlenmesine Dair Kanuna İlişkin Uygulama Yönetmeliği [Regulation for the Implementation of Law No. 6284 on the Protection of the Family and the Prevention of Violence against Women], Kadın Konukevlerinin Açılması ve İşletilmesi Hakkında Yönetmelik [Regulation on the Opening and Operation of Women's Guesthouses]. Ankara: KSGM.

T.C. Aile ve Sosyal Politikalar Bakanlığı Kadının Statüsü Genel Müdürlüğü. (2012). *Kadına Yönelik Şiddetle Mücadele Ulusal Eylem Planı 2012-2015*. Ankara: KSGM

T.C. Ankara Cumhuriyet Başsavcılığı, Aile içi Şiddet Suçları Soruşturma Bürosu (2014). <http://www.abgm.adalet.gov.tr/ppt/matra_son1.pdf> (2014, Temmuz 07).

T.C. Başbakanlık Aile Araştırma Kurumu. (1994). *Aile içi Şiddetin Sebep ve Sonuçları*. Bizim Büro. Ankara.

T.C. Başbakanlık, Kadının Statüsü Genel Müdürlüğü. (2009). *Türkiye'de Kadına Yönelik Aile İçi Şiddet*. Ankara: T.C. Başbakanlık Kadının Statüsü Genel Müdürlüğü Yayınları

T.C. Başbakanlık Kadının Statüsü Genel Müdürlüğü. (2008). *Kadına Yönelik Aile İçi Şiddetle Mücadelede Sağlık Hizmetleri*. <http://www.kadininstatusu.gov.tr/upload/kadininstatusu.gov.tr/mce/eski_site/Pdf/02%20KYAIS%20Mucadelede%20Saglik%20Hizmetleri.pdf> (2014, Temmuz 12).

T.C. İçişleri Bakanlığı Jandarma Genel Komutanlığı (JGK) Asayiş Daire Başkanlığı, Aile içi Şiddetle Mücadele ve Çocuk Şube Müdürlüğü. (2014). 2013 Yılında Meydana Gelen Aile İçi Şiddet, Kadına Yönelik Şiddet ve Çocuk Suçlarının Değerlendirilmesi. <http://www.jandarma.gov.tr/asayis/Aile_Cocuk/aile_jci_siddet_2013.pdf> (2014, Temmuz 10).

The European Institute for Crime and Control, HEUNI, UNICRI and Statistics Canada. International Violence against Women Survey. <<http://www.heuni.fi/en/index/researchareas/violenceagainstwomen/internationalviolenceagainstwomensurveyivaws.html>> (2013, 16 October).

Türk Ceza Kanunu. (26 Eylül 2004). Resmî Gazete, Sayı: 25611. <<http://www.resmigazete.gov.tr/main.aspx?home=http://www.resmigazete.gov.tr/eskiler/2004/10/20041012.htm&main=http://www.resmigazete.gov.tr/eskiler/2004/10/20041012.htm>> (2014, 08 Ocak).

Türk Medeni Kanunu. (8 Aralık 2011). Resmî Gazete, Sayı: 24607. <<http://www.resmigazete.gov.tr/eskiler/2001/12/20011208.htm#1>> (2014, 08 Ocak).

U.S. Agency for International Development (USAID). (September, 2012). Demographic and Health Survey Sampling and Household Listing Manual. <http://dhsprogram.com/pubs/pdf/DHSM4/DHS6_Sampling_Manual_Sept2012_DHSM4.pdf> (2014, 21 February).

Weber, R.P. (1990). 'Basic Content Analysis'. *Quantitative Applications in the Social Sciences*, Vol. No. 07-049. Newbury Park, California: Sage Publications.

World Health Organization (2013). Global and Regional Estimates of Violence against Women: Prevalence and Health Effects of Intimate Partner Violence and Non-partner Sexual Violence. Geneva. Switzerland.

World Health Organization Department of Gender and Women's Health. (2001). *Putting Women First: Ethical and Safety Recommendations for Research on Domestic Violence against Women*. WHO/FCH/GWH/01.1. Geneva: WHO publications.

ISBN: 978-605-4628-78-0



Republic of Turkey
Ministry of Family and
Social Policies

**HACETTEPE
UNIVERSITY**

NEE | INSTITUTE OF
POPULATION
STUDIES