



# Search for dark matter produced in association with a Higgs boson decaying to a pair of bottom quarks in proton–proton collisions at $\sqrt{s} = 13$ TeV

CMS Collaboration\*

CERN, 1211 Geneva 23, Switzerland

Received: 15 November 2018 / Accepted: 26 February 2019 / Published online: 27 March 2019  
© CERN for the benefit of the CMS collaboration 2019

**Abstract** A search for dark matter produced in association with a Higgs boson decaying to a pair of bottom quarks is performed in proton–proton collisions at a center-of-mass energy of 13 TeV collected with the CMS detector at the LHC. The analyzed data sample corresponds to an integrated luminosity of  $35.9 \text{ fb}^{-1}$ . The signal is characterized by a large missing transverse momentum recoiling against a bottom quark–antiquark system that has a large Lorentz boost. The number of events observed in the data is consistent with the standard model background prediction. Results are interpreted in terms of limits both on parameters of the type-2 two-Higgs doublet model extended by an additional light pseudoscalar boson  $a$  (2HDM+a) and on parameters of a baryonic  $Z'$  simplified model. The 2HDM+a model is tested experimentally for the first time. For the baryonic  $Z'$  model, the presented results constitute the most stringent constraints to date.

## 1 Introduction

Astrophysical evidence for dark matter (DM) is one of the most compelling motivations for physics beyond the standard model (SM) [1–3]. Cosmological observations demonstrate that around 85% of the matter in the universe is comprised of DM [4] and they are largely consistent with the hypothesis that DM is composed primarily of weakly interacting massive particles. If nongravitational interactions exist between DM and SM particles, DM could be produced by colliding SM particles at high energy. Assuming the pair production of DM particles in hadron collisions occurs through a spin-0 or spin-1 bosonic mediator coupled to the initial-state particles, the DM particles leave the detector without measurable signatures. If DM particles are produced in association with a detectable SM particle, which could be emitted as initial-state radiation from the interacting constituents of the col-

liding protons, or through new effective couplings between DM and SM particles, their existence could be inferred via a large transverse momentum imbalance in the collision event.

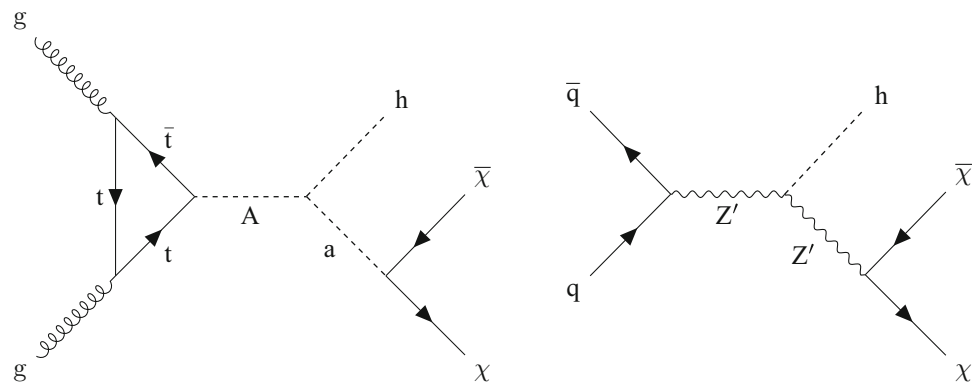
The production of the SM Higgs boson [5–7] via initial-state radiation is highly suppressed because of the mass dependence of its coupling strength to fermions. Nonetheless, the associated production of a Higgs boson and DM particles can occur if the Higgs boson takes part in the interaction producing the DM particles [8–10]. Such a production mechanism would allow one to directly probe the structure of the effective DM–SM coupling.

In this paper, we present a search for DM production in association with a scalar Higgs boson,  $h$ , with a mass of 125 GeV that decays to a bottom quark–antiquark pair ( $b\bar{b}$ ). As the  $b\bar{b}$  decay mode has the largest branching fraction of all Higgs boson decay modes allowed in the SM, it provides the largest signal yield. The search is performed using the data set collected by the CMS experiment [11] at the CERN Large Hadron Collider (LHC) at a center-of-mass energy of 13 TeV in 2016, corresponding to an integrated luminosity of approximately  $35.9 \text{ fb}^{-1}$ . Similar searches have been conducted at the LHC by both the ATLAS and CMS Collaborations, analyzing data collected at 8 [12] and 13 TeV [13, 14]. Results are interpreted in terms of two simplified models predicting this signature. The first is a type-2 two-Higgs doublet model extended by an additional light pseudoscalar boson  $a$  (2HDM+a) [15]. The  $a$  boson mixes with the scalar and pseudoscalar partners of the observed Higgs boson, and decays to a pair of DM particles,  $\chi\bar{\chi}$ . The second is a baryonic  $Z'$  model [10], in which a “baryonic Higgs” boson mixes with the SM Higgs boson. In this model, a vector mediator  $Z'$  is exchanged in the  $s$ -channel and, after the radiation of an SM Higgs boson, decays to two DM particles. Representative Feynman diagrams for the two models are presented in Fig. 1.

In the 2HDM+a model, the DM particle candidate  $\chi$  is a fermion that can couple to SM particles only through a spin-0, pseudoscalar mediator. Since the couplings of the

\* e-mail: cms-publication-committee-chair@cern.ch

**Fig. 1** Feynman diagrams for the 2HDM+a model (left) and the baryonic  $Z'$  model (right). In both models, the scalar  $h$  can be identified with the observed 125 GeV Higgs boson



new spin-0 mediator to SM gauge bosons are strongly suppressed, the 2HDM+a model is consistent with measurements of the SM Higgs boson production and decay modes, which so far show no significant deviation from SM predictions [16]. In contrast to previously explored two-Higgs doublet models [9, 12, 13, 17], the 2HDM+a framework ensures gauge invariance and renormalizability. In this model there are six mass eigenstates. Two are charge-parity (CP)-even scalars: the light  $h$ , assumed to be the observed 125 GeV Higgs boson, and the heavy  $H$ . These are the result of the mixing of the neutral CP-even weak eigenstates with a mixing angle  $\alpha$ . The two CP-odd pseudoscalar mass eigenstates are the light  $a$  and the heavy  $A$ , which are linear combinations of the CP-odd weak eigenstates, with a mixing angle  $\theta$ . Finally, there are two heavy charged scalars  $H^\pm$  with identical mass.

The masses of  $a$  and  $A$ , the angle  $\theta$ , and the ratio of the vacuum expectation values of  $h$  and  $H$ ,  $\tan \beta$ , are varied in this search. The mixing angle  $\alpha$  changes with  $\beta$  following the relation  $\alpha = \beta - \pi/2$ . Perturbativity and unitarity put restrictions on the magnitudes and the signs of the three quartic couplings  $\lambda_3$ ,  $\lambda_{P1}$ ,  $\lambda_{P2}$ , and we set their values to  $\lambda_3 = \lambda_{P1} = \lambda_{P2} = 3$  [15]. The masses of the charged Higgs bosons and of the heavy CP-even Higgs boson are assumed to be the same as the mass of the heavy pseudoscalar, i.e.,  $m_H = m_{H^\pm} = m_A$ . When performing a scan in the  $m_A$ - $m_a$  plane,  $\tan \beta$  is assumed to be 1 and  $\sin \theta$  is assumed to be 0.35, following the recommendations in Ref. [18]. The DM particle  $\chi$  is assumed to have a mass of  $m_\chi = 10$  GeV. For  $\tan \beta \gg 1$ , the coupling strengths of both  $a$  and  $A$  to  $b$  quarks are enhanced, and effects from  $b\bar{b}$ -initiated production are included in the signal simulation for all values of  $\tan \beta$ .

The baryonic  $Z'$  model [10] is an extension of the SM with an additional  $U(1)_B$   $Z'$  gauge boson that couples to the baryon number  $B$ . The model predicts the existence of a new Dirac fermion that is neutral under SM gauge symmetries, has non-zero  $B$ , and is stable because of the corresponding  $U(1)_B$  symmetry. The state therefore serves as a good DM candidate. To generate the  $Z'$  mass, a baryonic

Higgs scalar field is introduced to spontaneously break the  $U(1)_B$  symmetry. In analogy with the SM, there remains a physical baryonic Higgs particle,  $h_B$ , with a vacuum expectation value  $v_B$ , which couples to the  $Z'$  boson. The  $Z'$  and the SM Higgs boson,  $h$ , interact with a coupling strength of  $g_{hZ'} = m_{Z'}^2 \sin \zeta / v_B$ , where  $\zeta$  is the  $h$ - $h_B$  mixing angle. The chosen value for the  $Z'$  coupling to quarks,  $g_q$ , is 0.25 and the  $Z'$  coupling to DM,  $g_\chi$ , is set to 1, following the recommendations in Ref. [19]. This is well below the bounds  $g_q, g_\chi \sim 4\pi$ , where perturbativity and the validity of the effective field theory break down [10]. Constraints on the SM Higgs boson properties make the mixing angle  $\zeta$  consistent with  $\cos \zeta = 1$  within uncertainties of the order of 10%, thereby requiring  $\sin \zeta$  to be less than 0.4 [10]. In this search, it is assumed that  $\sin \zeta = 0.3$ . It is also assumed that  $g_{hZ'} / m_{Z'} = 1$ , which implies  $v_B = m_{Z'} \sin \zeta$ . This choice maximizes the cross section without violating the bounds imposed by SM measurements. The free parameters in the model under these assumptions are thus  $m_{Z'}$  and  $m_\chi$ , which are varied in this search.

Signal events are characterized by a large imbalance in the transverse momentum (or hadronic recoil), which indicates the presence of invisible DM particles, and by hadronic activity consistent with the production of an SM Higgs boson that decays to a  $b\bar{b}$  pair. Thus, the search strategy followed imposes requirements on the mass of the reconstructed Higgs boson candidate, which is also required to be Lorentz-boosted. Together with the identification of the hadronization products of the two  $b$  quarks produced in the Higgs boson decay, these requirements define a data sample that is expected to be enriched in signal events. Several different SM processes can mimic this topology, the most important of which are top quark pair production and the production of a vector boson (V) in association with multiple jets. For each of these SM processes that constitute the largest sources of background, statistically independent data samples are used to predict the hadronic recoil distributions. Both the signal and background contributions to the hadronic recoil distributions observed in data are extracted with a likelihood fit, performed simultaneously in all samples.

## 2 The CMS detector

The CMS detector, described in detail in Ref. [11], is a multi-purpose apparatus designed to study high transverse momentum ( $p_T$ ) processes in proton–proton (pp) and heavy ion collisions. A superconducting solenoid occupies its central region, providing a magnetic field of 3.8 T parallel to the beam direction. Charged particle trajectories are measured using silicon pixel and strip trackers that cover a pseudorapidity region of  $|\eta| < 2.5$ . A lead tungstate crystal electromagnetic calorimeter (ECAL), and a brass and scintillator hadron calorimeter surround the tracking volume and extend to  $|\eta| < 3$ . The steel and quartz-fiber forward Cherenkov hadron calorimeter extends the coverage to  $|\eta| < 5$ . The muon system consists of gas-ionization detectors embedded in the steel flux-return yoke outside the solenoid and covers  $|\eta| < 2.4$ . Online event selection is accomplished via the two-tiered CMS trigger system [20]. The first level is designed to select events in less than  $4\mu\text{s}$ , using information from the calorimeters and muon detectors. Subsequently, the high-level trigger processor farm reduces the event rate to 1 kHz.

## 3 Simulated data samples

The signal processes are simulated at leading order (LO) accuracy in quantum chromodynamics (QCD) perturbation theory using the MADGRAPH5\_aMC@NLO v2.4.2 [21] program. To model the contributions from SM Higgs boson processes as well as from the  $t\bar{t}$  and single top quark backgrounds, we use the POWHEG v2 [22–24] generator. These processes are generated at the next-to-leading order (NLO) in QCD. The  $t\bar{t}$  production cross section is further corrected using calculations at the next-to-next-to-leading order in QCD including corrections for soft-gluon radiation estimated with next-to-next-to-leading logarithmic accuracy [25]. Events with multiple jets produced via the strong interaction (referred to as QCD multijet events) are generated at LO using MADGRAPH5\_aMC@NLO v2.2.2 with up to four partons in the matrix element calculations. The MLM prescription [26] is used for matching these partons to parton shower jets. Simulated samples of Z+jets and W+jets processes are generated at LO using MADGRAPH5\_aMC@NLO v2.3.3. Up to four additional partons are considered in the matrix element and matched to their parton showers using the MLM technique. The V+jets ( $V = W, Z$ ) samples are corrected by weighting the  $p_T$  of the respective boson with NLO QCD corrections obtained from large samples of events generated with MADGRAPH5\_aMC@NLO and the FxFx merging technique [27] with up to two additional jets stemming from the matrix element calculations. These samples are further corrected by applying NLO electroweak corrections [28–30]

that depend on the boson  $p_T$ . Predictions for the SM diboson production modes WW, WZ, and ZZ are obtained at LO with the PYTHIA 8.205 [31] generator and normalized to NLO accuracy using MCFM v6.0 [32].

The LO or NLO NNPDF 3.0 parton distribution functions (PDFs) [33] are used, depending on the QCD order of the generator used for each physics process. Parton showering, fragmentation, and hadronization are simulated with PYTHIA 8.212 using the CUETP8M1 underlying event tune [34,35]. Interactions of the resulting final state particles with the CMS detector are simulated using the GEANT4 program [36]. Additional inelastic pp interactions in the same or a neighboring bunch crossing (pileup) are included in the simulation. The pileup distribution is adjusted to match the corresponding distribution observed in data.

## 4 Event reconstruction

The reconstructed interaction vertex with the largest value of summed physics-object  $p_T^2$  is taken to be the primary event vertex. The physics objects used for the primary event vertex determination are the clusters found by the anti- $k_T$  clustering algorithm [37,38], with a distance parameter of 0.4, from the charged particle tracks in the event, as well as the associated missing transverse momentum, taken as the negative vector sum of the  $p_T$  of those clusters. The offline selection requires all events to have a primary vertex reconstructed within a 24 cm window along the  $z$ -axis around the nominal interaction point, and a transverse distance from the nominal interaction region less than 2 cm.

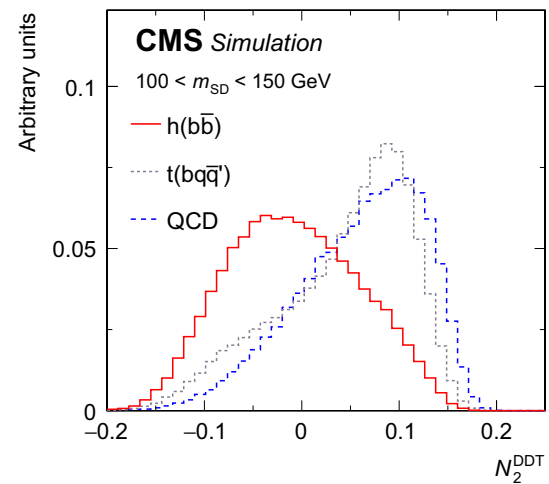
The particle-flow (PF) algorithm [39] aims to reconstruct and identify each individual particle in an event, with an optimized combination of information from the various elements of the CMS detector. The energy of photons is obtained from the ECAL measurement. The energy of electrons is determined from a combination of the electron momentum at the primary interaction vertex as determined by the tracker, the energy of the corresponding ECAL cluster, and the energy sum of all bremsstrahlung photons spatially compatible with originating from the electron track. The energy of muons is obtained from the curvature of the corresponding track. The energy of charged hadrons is determined from a combination of their momentum measured in the tracker and the matching ECAL and HCAL energy deposits, corrected for zero-suppression effects and for the response function of the calorimeters to hadronic showers. Finally, the energy of neutral hadrons is obtained from the corresponding corrected ECAL and HCAL energies. The PF candidates are then used to construct the physics objects described in this section. At large Lorentz boosts, the two b quarks from the Higgs boson decay may produce jets that overlap and make their individual reconstruction difficult. In this search large-area jets

clustered from PF candidates using the Cambridge–Aachen algorithm [40] with a distance parameter of 1.5 (CA15 jets) are utilized to identify the Higgs boson candidate. The large cone size is chosen in order to select signal events where the Higgs boson has a medium Lorentz-boost and hence its decay products begin to merge for  $p_T(h) \gtrsim 200$  GeV. To reduce the impact of particles arising from pileup interactions, the four-vector of each PF candidate is scaled with a weight calculated with the pileup per particle identification (PUPPI) algorithm [41] prior to the clustering. The absolute jet energy scale is corrected using calibrations derived from data [42]. The CA15 jets are also required to be central ( $|\eta| < 2.4$ ). The “soft-drop” (SD) jet grooming algorithm [43] is applied to remove soft wide-angle radiation from the jets. We refer to the mass of the groomed CA15 jet as  $m_{SD}$ .

The ability to identify two b quarks inside a single CA15 jet is crucial for this search. A likelihood for the CA15 jet to contain two b quarks is derived by combining the information from primary and secondary vertices and tracks in a multivariate discriminant optimized to distinguish CA15 jets originating from  $h \rightarrow b\bar{b}$  decays from the cases where the hadronization of energetic quarks or gluons [44] leads to the presence of a CA15 jet. The working point chosen for this algorithm (the “double-b tagger”) corresponds to an identification efficiency of 50% for a  $b\bar{b}$  system with a  $p_T$  of 200 GeV, and a probability of 10% for misidentifying CA15 jets originating from combinations of quarks or gluons not coming from a resonance decay. The efficiency of the algorithm increases with the  $p_T$  of the  $b\bar{b}$  system, reaching an efficiency of 65% for a CA15 jet with a  $p_T > 500$  GeV. In this  $p_T$  regime, the misidentification rate for QCD jets is about 13%. The probability for misidentifying CA15 jets from top quark decays is 14% across the entire  $p_T$  spectrum. These estimates are derived with no additional requirements on the CA15 jet kinematics.

Energy correlation functions are used to identify the two-prong structure in the CA15 jet expected from a Higgs boson decay to two b quarks, and to distinguish it from QCD-like jets (i.e., jets that do not originate from a heavy resonance decay) and jets from the hadronic decays of top quarks. The energy correlation functions ( $e_N$ ) are sensitive to correlations among the constituents of the CA15 jet [45] and depend on  $N$  factors of the particle energies and  $v$  factors of their pairwise angles, weighted by the angular separation of the constituents.

As motivated in Ref. [45], the ratio  $N_2 = 2e_3^{(\beta)} / (e_2^{(\beta)})^2$  is used as a two-prong tagger for the identification of the CA15 jet containing the Higgs boson decay products. The parameter  $\beta$ , which controls the weighting of the angles between constituent pairs in the computation of the  $N_2$  variable, is chosen to be 1 since this value gives the best two-prong jet identification.



**Fig. 2** The  $N_2^{\text{DDT}}$  distribution as expected for CA15 jets originating from a Higgs boson decaying to a  $b\bar{b}$  pair (solid red) is compared with the expected distribution for CA15 jets originating from the decay products of top quarks decaying hadronically (dotted grey). The distribution corresponding to CA15 jets that do not originate from a heavy resonance decay is also shown (dashed blue)

It is noted that requiring a jet to be two-pronged based on the value of a jet substructure variable, such as  $N_2$ , will affect the shape of the distribution of  $m_{SD}$  for the background processes. In this search, the value of  $m_{SD}$  is required to be consistent with the Higgs boson mass. It is therefore desirable to preserve a smoothly falling jet mass distribution for QCD-like jets. As motivated in Ref. [46], the dependence of  $N_2$  on the variable  $\rho = \ln(m_{SD}^2/p_T^2)$  is tested, since the distribution of  $\rho$  in QCD-like jets is expected to be invariant of the jet mass and  $p_T$ . The decorrelation strategy described in Ref. [46] is applied, choosing a QCD misidentification efficiency of 20%, which corresponds to a signal efficiency of 55% and a misidentification rate for top quark jets of 36% across the entire CA15 jet  $p_T$  spectrum. This results in a modified tagging variable, which we denote as  $N_2^{\text{DDT}}$ , where the superscript DDT stands for “designing decorrelated taggers” [46]. Figure 2 shows the expected distribution of  $N_2^{\text{DDT}}$  for CA15 jets matched to a Higgs boson decaying to a  $b\bar{b}$  pair, together with the distributions expected for CA15 jets matched to hadronically decaying top quarks and for QCD-like CA15 jets.

This search also utilizes narrow jets clustered from the PF candidates using the anti- $k_T$  algorithm with a distance parameter of 0.4 (“AK4 jets”). Narrow jets originating from b quarks are identified using the combined secondary vertex (CSVv2) algorithm [44]. The working point used in this search has a b-jet identification efficiency of 81%, a charm jet selection efficiency of 37%, and a 9% probability of misidentifying light-flavor jets [44]. Jets that are b-tagged are required to be central ( $|\eta| < 2.4$ ).



Electron reconstruction requires the matching of a supercluster in the ECAL with a track in the silicon tracker. Reconstructed electrons are required to be within  $|\eta| < 2.5$ , excluding the transition region  $1.44 < |\eta| < 1.57$  between the ECAL barrel and endcap. Identification criteria [47] based on the ECAL shower shape and the consistency of the electron track with the primary vertex are imposed. Muon candidates are selected by two different reconstruction approaches [48]: one in which tracks in the silicon tracker are matched to a track segment in the muon detector, and another in which a track fit spanning the silicon tracker and muon detector is performed starting with track segments in the muon detector. Further identification criteria are imposed on muon candidates to reduce the number of hadrons and poorly measured mesons misidentified as muons [48]. These additional criteria include requirements on the number of hits in the tracker and in the muon systems, the fit quality of the global muon track, and the track's consistency with the primary vertex. Muon candidates with  $|\eta| < 2.4$  are considered in this analysis. A minimum  $p_T$  of 10 GeV is required for electron and muon candidates. Both are required to satisfy isolation requirements that limit the total energy of tracks and calorimeter clusters measured in conical regions about them. Hadronically decaying  $\tau$  leptons,  $\tau_{\text{had}}$ , are reconstructed using the hadron-plus-strips algorithm [49], which uses charged hadron and neutral electromagnetic objects to reconstruct intermediate resonances into which the  $\tau$  lepton decays. The  $\tau_{\text{had}}$  candidates with  $p_T > 18$  GeV and  $|\eta| < 2.3$  are considered [47, 49, 50]. Photon candidates, identified by means of requirements on the ECAL energy distribution and its distance to the closest track, must have  $p_T > 15$  GeV and  $|\eta| < 2.5$ .

The missing transverse momentum  $\vec{p}_T^{\text{miss}}$  is defined as the negative vectorial sum of the  $p_T$  of all the reconstructed PF candidates. Its magnitude is denoted as  $p_T^{\text{miss}}$ . Corrections to jet momenta are propagated to the  $p_T^{\text{miss}}$  calculation, and event filters are used to remove spurious high  $p_T^{\text{miss}}$  events caused by instrumental noise in the calorimeters or beam halo muons [51]. These filters remove about 1% of signal events.

## 5 Event selection

Signal events are characterized by a high value of  $p_T^{\text{miss}}$ , the absence of any isolated lepton (e,  $\mu$ , or  $\tau$ ) or photon, and the presence of a CA15 jet identified as a Higgs boson candidate. In the signal region (SR) described below, the dominant background contributions arise from Z+jets, W+jets, and  $t\bar{t}$  production. To predict the  $p_T^{\text{miss}}$  spectra of these processes in the SR, data from different control regions (CRs) are used. Single-lepton CRs are designed to predict the  $t\bar{t}$  and W+jets backgrounds, while dilepton CRs predict the Z+jets background contribution. The hadronic recoil,  $U$ , serves as a

proxy for the  $p_T^{\text{miss}}$  distribution of the main background processes in the SR and is defined by excluding the electron(s) and muon(s) from the  $p_T^{\text{miss}}$  computation in the CRs. Predictions for other backgrounds are obtained from simulation.

Events are selected online by the high level trigger system, using a jet reconstruction algorithm and constituents that mirror those of the offline analysis. The trigger requires large values of  $p_{T,\text{trig}}^{\text{miss}}$  or  $H_T^{\text{miss}}$ , where  $p_{T,\text{trig}}^{\text{miss}}$  is the magnitude of the vectorial  $\vec{p}_T$  sum over all PF particles and  $H_T^{\text{miss}}$  is the magnitude of the vectorial  $\vec{p}_T$  sum over all AK4 jets with  $p_T > 20$  GeV and  $|\eta| < 5.2$  at the trigger level. Muon candidates are excluded from the online  $p_{T,\text{trig}}^{\text{miss}}$  calculation. Minimum thresholds on  $p_{T,\text{trig}}^{\text{miss}}$  and  $H_T^{\text{miss}}$  are between 90 and 120 GeV, depending on the data-taking period. Collectively, online requirements on  $p_{T,\text{trig}}^{\text{miss}}$  and  $H_T^{\text{miss}}$  are referred to as  $p_T^{\text{miss}}$  triggers. These triggers are measured to be 96% efficient for  $p_T^{\text{miss}}(U) > 200$  GeV and 100% efficient for  $p_T^{\text{miss}}(U) > 350$  GeV. For CRs that require the presence of electrons, events are collected by single-electron triggers, in which at least one electron is required by the online selection criteria. These sets of requirements are referred to as single-electron triggers.

A common set of preselection criteria is used for all regions. The presence of exactly one CA15 jet with  $p_T > 200$  GeV and  $|\eta| < 2.4$  is required. It is also required that  $100 < m_{\text{SD}} < 150$  GeV and  $N_2^{\text{DDT}} < 0$ . In the SR (CRs),  $p_T^{\text{miss}}(U)$  has to be larger than 200 GeV, and the minimum azimuthal angle  $\phi$  between any AK4 jet and the direction of  $\vec{p}_T^{\text{miss}}(\vec{U})$  must be larger than 0.4 radians to reject multijet events that mimic signal events. Events with any  $\tau_{\text{had}}$  candidate or photon candidate are vetoed. The number of AK4 jets for which  $\Delta R = \sqrt{(\Delta\eta)^2 + (\Delta\phi)^2} > 1.5$ , where  $\Delta\eta$  and  $\Delta\phi$  are, respectively, the differences in pseudorapidity and in the azimuthal angle (measured in radians) of a given AK4 jet and the CA15 jet, is required to be smaller than two. This number is referred to as “additional AK4 jets” in the following. This requirement significantly reduces the contribution from  $t\bar{t}$  events in the SR.

Events that meet the preselection criteria described above are split into the SR and the different CRs based on their lepton multiplicity and the presence of a b-tagged AK4 jet not overlapping with the CA15 jet, as summarized in Table 1. For the SR, events are selected if they have no isolated electrons (muons) with  $p_T > 10$  GeV and  $|\eta| < 2.5$  (2.4), and the previously described double-b tag requirement on the Higgs boson candidate CA15 jet is imposed.

To predict the  $p_T^{\text{miss}}$  spectrum of the Z+jets process in the SR, dimuon and dielectron CRs are used. Dimuon events are selected online employing the same  $p_T^{\text{miss}}$  triggers that are used in the SR. These events are required to have two oppositely charged muons (having  $p_T > 20$  GeV and  $p_T > 10$  GeV for the leading and trailing muon, respec-

**Table 1** Event selection criteria defining the signal and control regions. These criteria are applied in addition to the preselection common to all regions, as described in the text. The presence of a b-tagged AK4 jet

Region	Main background process	Additional AK4 b tag	Leptons	Double-b tag
Signal	Z+jets, $t\bar{t}$ , W+jets	0	0	Pass
Single-lepton	W+jets, $t\bar{t}$	0	1	Pass/fail
Single-lepton, b-tagged	$t\bar{t}$ , W+jets	1	1	Pass/fail
Dilepton	Z+jets	0	2	Pass/fail

tively) with an invariant mass between 60 and 120 GeV. The leading muon has to satisfy tight identification and isolation requirements and is selected with an average efficiency of 95%. Dielectron events are selected online using single-electron triggers. Two oppositely charged electrons with  $p_T$  greater than 10 GeV are required offline, and they must form an invariant mass between 60 and 120 GeV. To be on the plateau of the trigger efficiency, at least one of the two electrons must have  $p_T > 40$  GeV and must satisfy tight identification and isolation requirements that correspond to an efficiency of 70% [47].

Events that satisfy the SR selection because of the loss of a single lepton primarily originate from W+jets and semileptonic  $t\bar{t}$  events. To predict these backgrounds, four single-lepton samples are used: single-electron and single-muon, with and without a b-tagged AK4 jet outside the CA15 jet. The single-lepton CRs with a b-tagged AK4 jet target  $t\bar{t}$  events, while the other two single-lepton CRs target W+jets events. Single-muon events are selected using the  $p_T^{\text{miss}}$  triggers described above. Single-electron events are selected using the same single-electron triggers employed in the online selection of dielectron events. The electron (muon) candidate in these events is required to have  $p_T > 40$  (20) GeV and to satisfy tight identification and isolation requirements. In addition, samples with a single electron must have  $p_T^{\text{miss}} > 50$  GeV to avoid a large contamination from multijet events.

Each CR is further split into two subsamples depending on whether or not the CA15 jet satisfies the double-b tag requirement. This division allows for an in situ calibration of the scale factor that corrects the simulated misidentification probability of the double-b tagger for the three main backgrounds to the probability observed in data.

## 6 Signal extraction

As mentioned in Sect. 1, signal and background contributions to the data are extracted with a simultaneous binned likelihood fit (using the ROOSTATS package [52]) to the  $p_T^{\text{miss}}$  and  $U$  distributions in the SR and the CRs. The dominant SM process in each CR is used to predict the respective background in the SR via transfer factors  $T$ . These factors are determined

that does not overlap with the CA15 jet is vetoed in all analysis regions except for the single-lepton CR enriched in  $t\bar{t}$  events, for which such an AK4 b tag is required

in simulation and are given by the ratio of the prediction for a given bin in  $p_T^{\text{miss}}$  in the SR and the corresponding bin in  $U$  in the CR, for the given process. This ratio is determined independently for each bin of the corresponding distribution.

For example, if  $b\bar{l}$  denotes the  $t\bar{t}$  process in the b-tagged single-lepton control sample that is used to estimate the  $t\bar{t}$  contribution in the SR, the expected number of  $t\bar{t}$  events,  $N_i$ , in the  $i^{\text{th}}$  bin of the SR is then given by  $N_i = \mu_i^{t\bar{t}}/T_i^{b\bar{l}}$ , where  $\mu_i^{t\bar{t}}$  is a freely floating parameter included in the likelihood to scale the  $t\bar{t}$  contribution in bin  $i$  of  $U$  in the CR.

The transfer factors used to predict the W+jets and  $t\bar{t}$  backgrounds take into account the impact of lepton acceptances and efficiencies, the b tagging efficiency, and, for the single-electron control samples, the additional requirement on  $p_T^{\text{miss}}$ . Since the CRs with no b-tagged AK4 jets and a double-b-tagged CA15 jet also have significant contributions from the  $t\bar{t}$  process, transfer factors to predict this contamination from  $t\bar{t}$  events are also imposed between the single-lepton CRs with and without b-tagged AK4 jets. A similar approach is applied to estimate the contamination from W+jets production in the  $t\bar{t}$  CR with events that fail the double-b tag requirement. Likewise, the Z+jets background prediction in the signal region is connected to the dilepton CRs via transfer factors. They account for the difference in the branching fractions of the  $Z \rightarrow \nu\nu$  and the  $Z \rightarrow \ell\ell$  decays and the impacts of lepton acceptances and selection efficiencies.

## 7 Systematic uncertainties

Nuisance parameters are introduced into the likelihood fit to represent the systematic uncertainties of the search. They can affect either the normalization or the shape of the  $p_T^{\text{miss}}$  ( $U$ ) distribution for a given process in the SR (CRs) and can be constrained in the fit. The shape uncertainties are incorporated by means of Gaussian prior distributions, while the rate uncertainties are given a log-normal prior distributions. The list of the systematic uncertainties considered in this search is presented in Table 2. To better estimate their impact on the results, uncertainties from a similar source (e.g., uncertainties in the trigger efficiencies) have been grouped. The groups of uncertainties have been ordered by the improvement in sensitivity obtained by removing the corresponding

**Table 2** Sources of systematic uncertainty, along with the type (rate/shape) of uncertainty and the affected processes. For the rate uncertainties, the percentage value of the prior is quoted. The last column denotes the improvement in the expected limit when removing the uncertainty group from the list of nuisances included in the likelihood fit. Such improvement is estimated considering as signal processes the 2HDM+a model with  $m_A = 1.1$  TeV and  $m_a = 150$  GeV and the baryonic  $Z'$  model with  $m_{Z'} = 0.2$  TeV and  $m_\chi = 50$  GeV

Systematic uncertainty	Type	Processes	Impact on sensitivity	
			2HDM+a	Baryonic $Z'$
Double-b mistagging	Shape	Z+jets, W+jets, $t\bar{t}$	4.8%	14.8%
Transfer factor stat. uncertainties	Shape	Z+jets, W+jets, $t\bar{t}$	1.9%	4.0%
Double-b tagging	Shape	SM h, signal	1.2%	1.1%
$N_2^{\text{DDT}}$ efficiency	7%	Diboson, SM h, signal		
CA15 jet energy	4%	Single t, diboson, multijet, SM h, signal	0.8%	0.6%
$p_T^{\text{miss}}$ magnitude	5%	All	0.7%	< 0.5%
Integrated luminosity	2.5%	Single t, diboson, multijet, SM h, signal	< 0.5%	< 0.5%
$p_T^{\text{miss}}$ trigger efficiency	Shape/rate	All	< 0.5%	< 0.5%
Single-electron trigger	1%	All		
AK4 b tagging	Shape	All	< 0.5%	< 0.5%
$\tau$ lepton veto	3%	All	< 0.5%	0.7%
Lepton efficiency	1% per lepton	All		
Renorm./fact. scales	Shape	SM h	< 0.5%	< 0.5%
PDF	Shape	SM h		
Multijet normalization	100%	Multijet		
Theoretical cross section	20%	Single t, diboson		

nuisances in the likelihood fit. The sensitivity in the baryonic  $Z'$  model is generally poorer than that of a 2HDM+a model because the former predicts a more background-like  $p_T^{\text{miss}}$  distribution. The description of each single uncertainty in the text follows the same order as in the table.

Scale factors are used to correct for differences in the double-b tagger misidentification efficiencies in data and in the simulated W/Z+jets and  $t\bar{t}$  samples. These scale factors are measured by simultaneously fitting events that pass or fail the double-b tag requirement. The correlation between the double-b tagger and  $p_T^{\text{miss}}$  (or  $U$ ) is taken into account by allowing recoil bins to fluctuate within a constraint that depends on the recoil value. Such dependence is estimated from the profile of the two-dimensional distribution of the double-b tag discriminant vs. the  $p_T$  of the CA15 jet. This is the shape uncertainty that has the largest impact on the upper limits on the signal cross sections.

Shape uncertainties due to the bin-by-bin statistical uncertainties in the transfer factors are considered for the Z+jets, W+jets, and  $t\bar{t}$  processes.

For the signal and the SM h processes, an uncertainty in the double-b tagging efficiency is applied that depends on the

$p_T$  of the CA15 jet. This shape uncertainty has been derived through a measurement performed using a sample enriched in multijet events with double-muon-tagged  $g \rightarrow b\bar{b}$  splittings. A 7% rate uncertainty in the efficiency of the requirement on the substructure variable  $N_2^{\text{DDT}}$ , which is used to identify two-prong CA15 jets, is assigned to all processes where the decay of a resonance inside the CA15 jet cone is expected. Such processes include signal production together with SM h and diboson production. The uncertainty has been derived from the efficiency measurement obtained by performing a fit in a control sample enriched in semi-leptonic  $t\bar{t}$  events, where the CA15 jet originates from the W boson that comes from the hadronically decaying top quark.

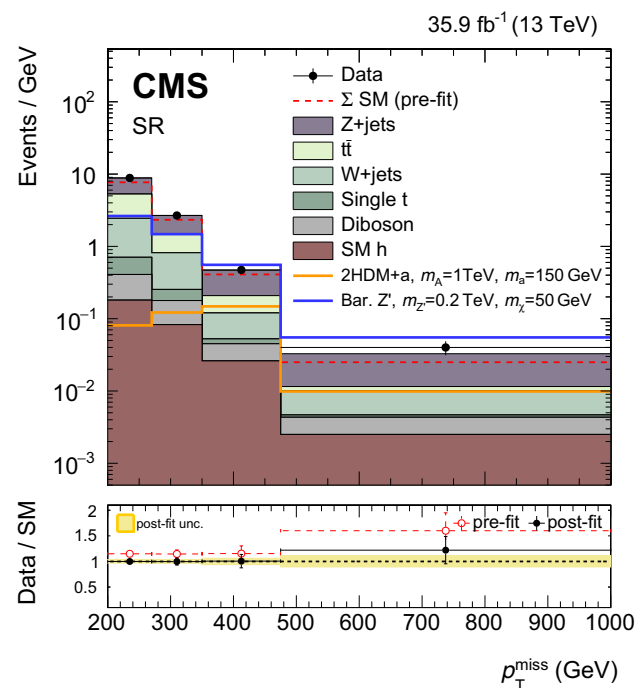
A 4% rate uncertainty due to the imperfect knowledge of the CA15 jet energy scale [42] is assigned to all the processes obtained from simulation.

Similarly, a 5% rate uncertainty in the  $p_T^{\text{miss}}$  magnitude, as measured by CMS in Ref. [53], is assigned to each of the processes estimated from simulation.

A rate uncertainty of 2.5% in the integrated luminosity measurement [54] is included and assigned to processes determined from simulation. In these cases, uncertainties in

**Table 3** Post-fit event yield expectations per  $p_T^{\text{miss}}$  bin for the SM backgrounds in the signal region when including the signal region data in the likelihood fit, under the background-only assumption. Also quoted

$p_T^{\text{miss}}$ bin	200–270 GeV	270–350 GeV	350–475 GeV	> 475 GeV
Z+jets	$249 \pm 22$	$97.2 \pm 8.5$	$32.6 \pm 3.6$	$11.1 \pm 1.9$
$t\bar{t}$	$199 \pm 14$	$52.1 \pm 5.2$	$11.1 \pm 2.0$	$0.7 \pm 0.4$
W+jets	$122 \pm 22$	$45.0 \pm 8.7$	$8.4 \pm 1.9$	$2.9 \pm 0.9$
Single t	$21.0 \pm 4.2$	$6.1 \pm 1.2$	$0.9 \pm 0.2$	$0.2 \pm 0.1$
Diboson	$16.0 \pm 3.1$	$7.6 \pm 1.5$	$2.4 \pm 0.5$	$1.0 \pm 0.2$
SM h	$12.6 \pm 1.4$	$6.6 \pm 0.7$	$3.3 \pm 0.3$	$1.3 \pm 0.1$
$\Sigma$ (SM)	$619 \pm 20$	$215 \pm 8$	$58.7 \pm 3.7$	$17.2 \pm 2.0$
Data	619	214	59	21
2HDM+a, $m_A = 1$ TeV, $m_a = 150$ GeV	$5.7 \pm 0.6$	$9.8 \pm 1.1$	$18.5 \pm 2.1$	$5.2 \pm 0.6$
Bar. $Z'$ , $m_{Z'} = 0.2$ TeV, $m_\chi = 50$ GeV	$184 \pm 20$	$118 \pm 13$	$69.5 \pm 7.7$	$28.9 \pm 3.3$



**Fig. 3** The  $p_T^{\text{miss}}$  distribution in the signal region before and after a likelihood fit. The data are in agreement with post-fit background predictions for the SM backgrounds, and no significant excess is observed. The dashed red histogram corresponds to the pre-fit estimate for the SM backgrounds. The lower panel shows the ratio of the data to the predicted SM background, before and after the fit. The rightmost  $p_T^{\text{miss}}$  bin includes overflow events

the PDFs and uncertainties due to variations in the QCD renormalization and factorization scales are included as shape uncertainties, obtained by varying those parameters in the simulation.

The  $p_T^{\text{miss}}$  trigger efficiency is parametrized as a function of  $U$  and measured using both single-muon and dimuon events. The difference between these measurements is used

are the expected yields for two signal models. Uncertainties quoted in the predictions include both the systematic and statistical components

to derive an uncertainty, which results in a 1% rate uncertainty for processes estimated using simulation. Processes estimated using control regions ( $t\bar{t}$ , W+jets, and Z+jets) are sensitive to the effect of this uncertainty as a function of  $U$ , so a shape uncertainty (as large as 2% at low  $U$  values) is considered for such processes. The efficiencies of the single-electron triggers are parametrized as a function of the electron  $p_T$  and  $\eta$  and an associated 1% systematic uncertainty is added into the fit.

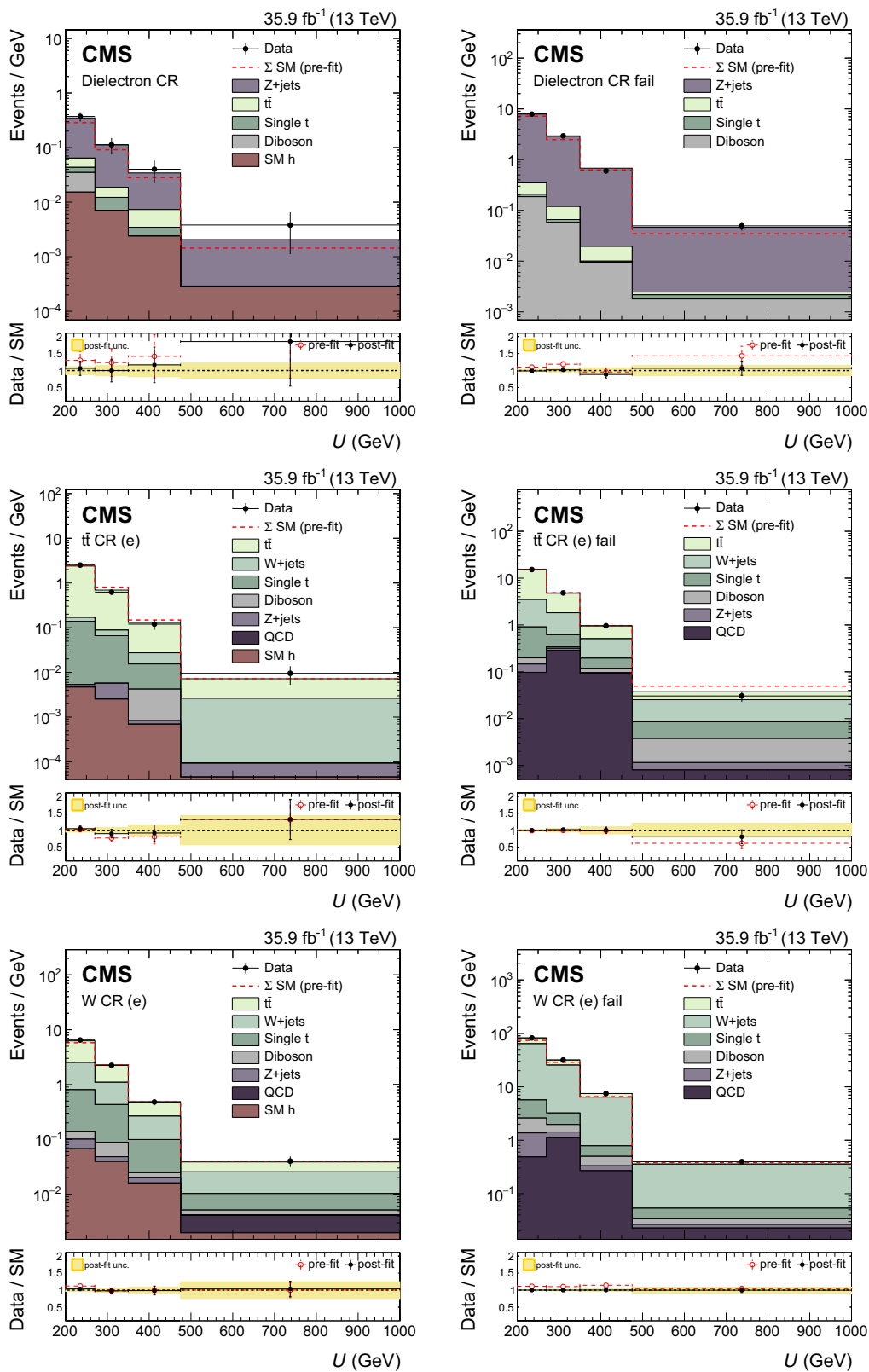
An uncertainty in the efficiency of the CSV b tagging algorithm applied to isolated AK4 jets is assigned to the transfer factors used to predict the  $t\bar{t}$  background. The scale factors that correct this efficiency are measured with standard CMS methods [44]. They depend on the  $p_T$  and  $\eta$  of the b-tagged (or mistagged) jet and therefore their uncertainties are included in the fit as shape uncertainties.

The uncertainty in the  $\tau$  lepton veto amounts to 3%, correlated across all  $U$  bins. Also correlated across all  $U$  bins are the uncertainties in the electron and muon selection efficiencies, which amount to 1%.

An uncertainty of 21% in the heavy-flavor fraction of W+jets is reported in previous CMS measurements [55,56]. The uncertainty in the heavy-flavor fraction of jets produced together with a Z boson is measured to be 22% [57,58]. To take into account the variation of the double-b tagging efficiency introduced by such uncertainties, the efficiencies for the W+jets and Z+jets processes are reevaluated after varying the heavy-flavor component in the simulation. The difference in the efficiency with respect to the nominal efficiency value is taken as a systematic uncertainty, and amounts to 4% in the rate of the W+jets process and 5% in the rate of the Z+jets process.

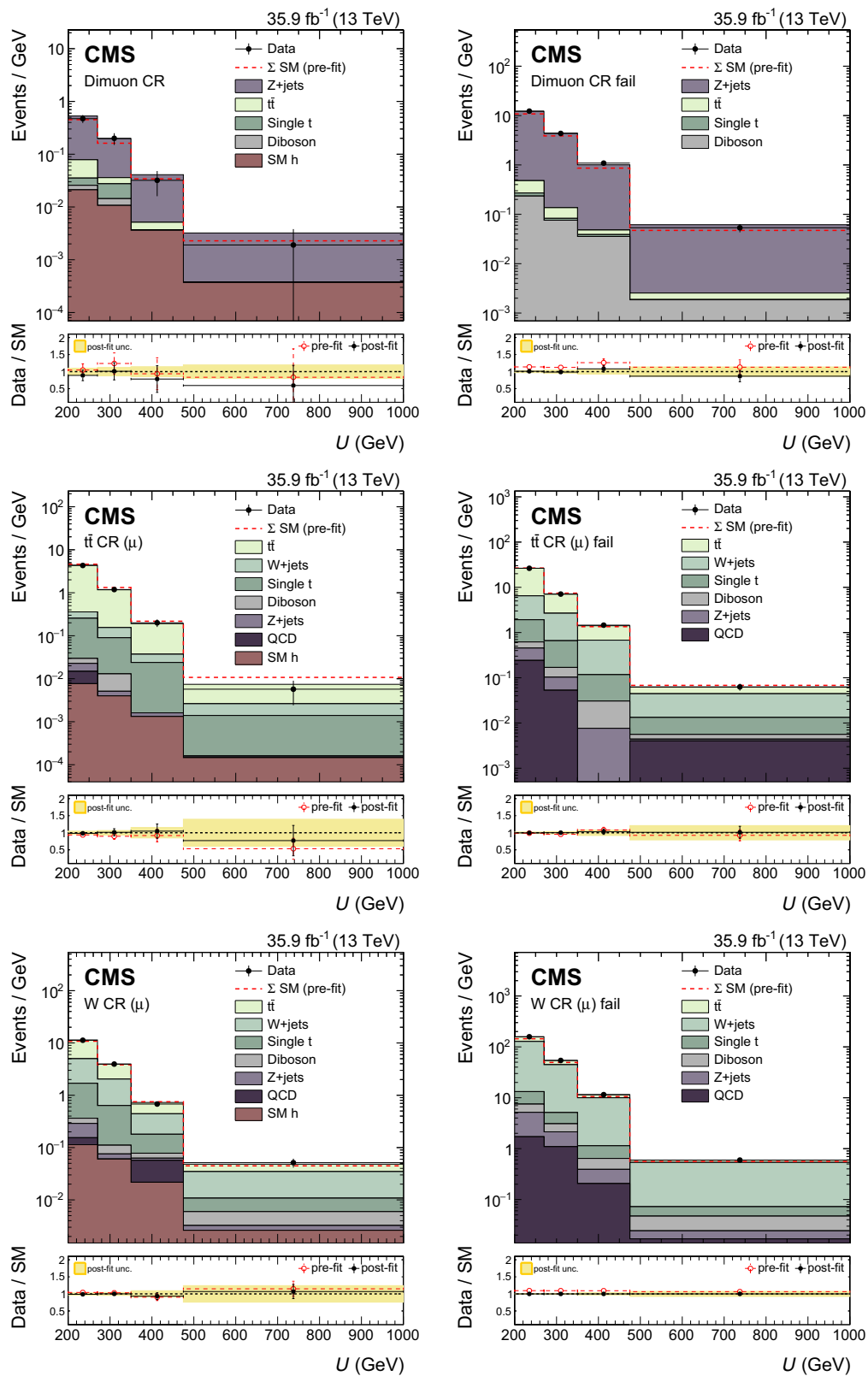
Uncertainties in the SM h production due to variations of the renormalization/factorization scales and PDFs are included as shape variations. An uncertainty of 100% is assigned to the QCD multijet yield. This uncertainty is esti-





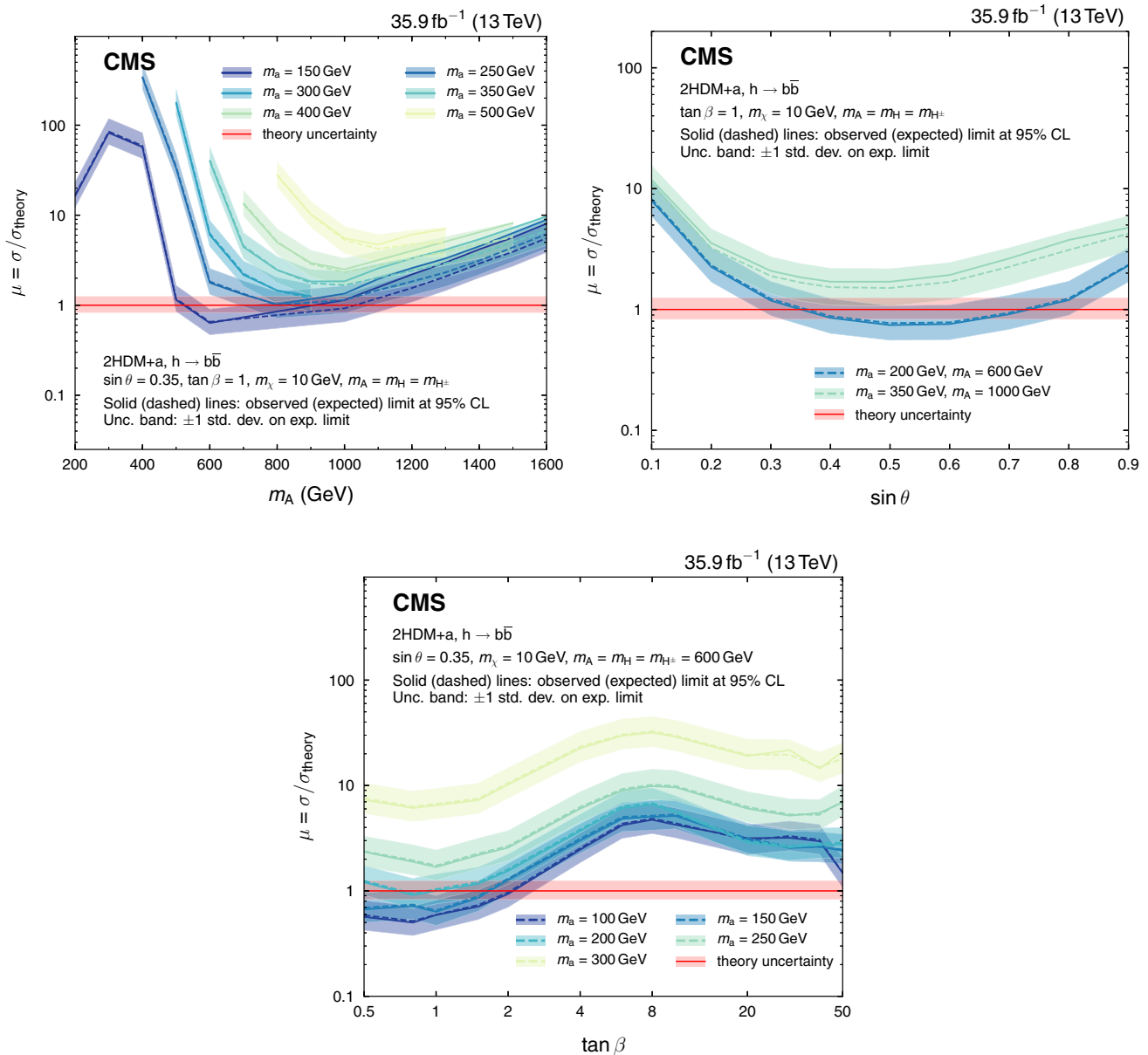
**Fig. 4** The  $U$  distribution in the electron control regions before and after a background-only fit to data, including the data in the signal region in the likelihood. For the distributions on the left the CA15 jet passes the double-b tag requirement and for the distributions on the right it

fails the double-b tag requirement. The lower panel shows the ratio of the data to the predicted SM background, before and after the fit. The rightmost  $U$  bin includes overflow events



**Fig. 5** The  $U$  distribution in the muon control regions before and after a background-only fit to data, including the data in the signal region in the likelihood. For the distributions on the left the CA15 jet passes the double-b tag requirement and for the distributions on the right it

fails the double-b tag requirement. The lower panel shows the ratio of the data to the predicted SM background, before and after the fit. The rightmost  $U$  bin includes overflow events



**Fig. 6** Upper limits at 95% CL on the signal strength modifier, defined as  $\mu = \sigma/\sigma_{\text{theory}}$ , where  $\sigma_{\text{theory}}$  is the predicted production cross section of DM candidates in association with a Higgs boson and  $\sigma$  is the upper limit on the observed cross section. Limits are shown for the 2HDM+a

model when scanning  $m_A$  and  $m_a$  (upper left), the mixing angle  $\theta$  (upper right), or  $\tan \beta$  (lower). The uncertainty in the computation of  $\sigma_{\text{theory}}$  is 20% and is shown as a red band around the exclusion line at  $\mu = 1$

ated using a sample enriched in multijet events. The sample is obtained by vetoing leptons and photons, requiring  $p_T^{\text{miss}} > 250$  GeV and requiring that the minimum azimuthal angle between  $\vec{p}_T^{\text{miss}}$  and the jet directions be less than 0.1 radians. One nuisance parameter represents the uncertainty in QCD multijet yields in the signal region, while separate nuisance parameters are introduced for the muon CRs and electron CRs. A systematic uncertainty of 20% is assigned to the single top quark background yields as reported by CMS in Ref. [59] and is correlated between the SR and the CRs. An uncertainty of 20%, correlated across

the SR and CRs, is also assigned to the diboson production cross section as measured by CMS in Refs. [60,61].

### 8 Results

The expected yields for each background in the SR and their uncertainties, as determined in the likelihood fit under the background-only assumption, are presented in Table 3, along with the observed data yields. Good agreement is observed between data and the predictions. Due to anticorrelations

between background processes, in some bins the uncertainty in the background sum is smaller than the uncertainties in the individual contributions, such as, for example, the Z+jets yields.

Expected yields are also presented for two signal models. The selection efficiencies for the chosen points correspond to 5% for the 2HDM+a model and 1% for the baryonic Z' model.

Figure 3 shows the pre-fit and post-fit  $p_T^{\text{miss}}$  distributions in the SR for signal and for all SM backgrounds, as well as the observed data distribution. The likelihood fit has been performed simultaneously in all analysis regions. The data agree with the background predictions at the one standard deviation level, and the post-fit estimate of the SM background is slightly larger than the pre-fit one. The distributions for U in the muon and electron CRs, after a fit to the data, are presented in Figs. 4 and 5.

No significant excess over the SM background expectation is observed in the SR. The results of this search are interpreted in terms of upper limits on the signal strength modifier  $\mu = \sigma/\sigma_{\text{theory}}$ , where  $\sigma_{\text{theory}}$  is the predicted production cross section of DM candidates in association with a Higgs boson and  $\sigma$  is the upper limit on the observed cross section. The upper limits are calculated at 95% confidence level (CL) using a modified frequentist method [62–64] computed with an asymptotic approximation [65].

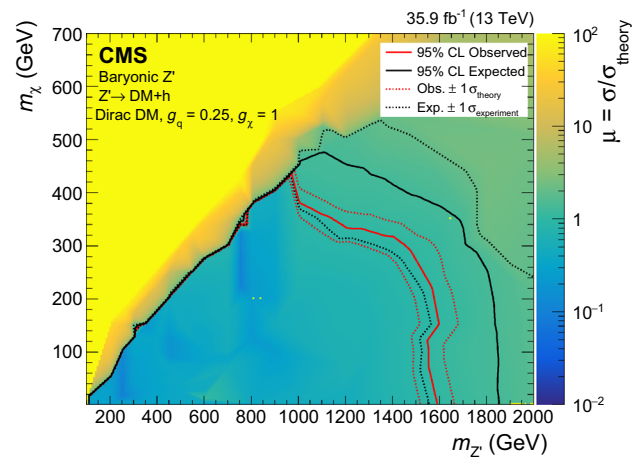
Figure 6 shows the upper limits on  $\mu$  for the three scans ( $m_A$ ,  $\sin \theta$ , and  $\tan \beta$ ) performed. For the 2HDM+a model,  $m_A$  masses are excluded between 500 and 900 GeV for  $m_a = 150$  GeV,  $\sin \theta = 0.35$  and  $\tan \beta = 1$ . Mixing angles with  $0.35 < \sin \theta < 0.75$  are excluded for  $m_A = 600$  GeV and  $m_a = 200$  GeV, assuming  $\tan \beta = 1$ . Also excluded are  $\tan \beta$  values between 0.5 and 2.0 (1.6) for  $m_a = 100$  (150) GeV and  $m_A = 600$  GeV, given  $\sin \theta = 0.35$ . These are the first experimental limits on the 2HDM+a model.

Figure 7 shows the expected and observed exclusion range as a function of  $m_{Z'}$  and  $m_\chi$  for the baryonic Z' model. For a DM mass of 1 GeV, masses  $m_{Z'} < 1.6$  TeV are excluded. The expected exclusion boundary is 1.85 TeV. Masses for the DM particles of up to 430 GeV are excluded for a 960 GeV Z' mass. These are the most stringent limits on this model so far.

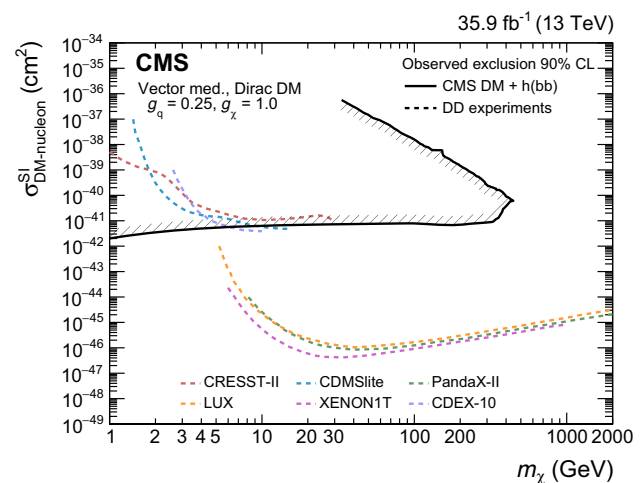
To compare results with DM direct detection experiments, limits from the baryonic Z' model are presented in terms of a spin-independent (SI) cross section  $\sigma_{\text{SI}}$  for DM scattering off a nucleus. Following the recommendation of Ref. [66], the value of  $\sigma_{\text{SI}}$  is determined by the equation:

$$\sigma_{\text{SI}} = \frac{f^2(g_q)g_\chi^2\mu_{n\chi}^2}{\pi m_{\text{med}}^4}, \tag{1}$$

where  $\mu_{n\chi}$  is the reduced mass of the DM-nucleon system,  $f(g_q)$  is the mediator-nucleon coupling, which depends on the mediator coupling to SM quarks  $g_q$ ,  $g_\chi$  is the mediator



**Fig. 7** Upper limits at 95% CL on the signal strength modifier, defined as  $\mu = \sigma/\sigma_{\text{theory}}$ , where  $\sigma_{\text{theory}}$  is the predicted production cross section of DM candidates in association with a Higgs boson and  $\sigma$  is the upper limit on the observed cross section. Limits are shown for the baryonic Z' model as a function of  $m_{Z'}$  and  $m_\chi$ . Mediators of up to 1.6 TeV are excluded for a DM mass of 1 GeV. Masses of the DM particle itself are excluded up to 430 GeV for a Z' mass of 960 GeV



**Fig. 8** The 90% CL exclusion limits on the DM-nucleon SI scattering cross section as a function of  $m_\chi$ . Results for the baryonic Z' model obtained in this analysis are compared with those from a selection of direct detection (DD) experiments. The latter exclude the regions above the curves. Limits from CRESST-II [67], CDMSlite [68], LUX [69], XENON-1T [70], PandaX-II [71], and CDEX-10 [72] are shown

coupling to SM particles, and  $m_{\text{med}}$  is the mass of the mediator. The resulting  $\sigma_{\text{SI}}$  limits as a function of the DM mass are shown in Fig. 8. Under the assumptions made for the baryonic Z' model, these limits on the DM-nucleon SI cross section are the most stringent to date for  $m_\chi < 5$  GeV.



## 9 Summary

A search for dark matter (DM) produced in association with a Higgs boson decaying to a pair of bottom quarks in a sample of proton–proton collision data corresponding to  $35.9 \text{ fb}^{-1}$  is presented. No significant deviation from the predictions of the standard model is observed, and 95% CL upper limits on the production cross sections predicted by a type-2 two-Higgs doublet model extended by an additional light pseudoscalar boson  $a$  (2HDM+ $a$ ) and by the baryonic  $Z'$  model are established. These limits constitute the most stringent exclusions from collider experiments placed on the parameters of these models to date. The 2HDM+ $a$  model is probed experimentally for the first time. For the nominal choice of the mixing angles  $\sin \theta$  and  $\tan \beta$  in the 2HDM+ $a$  model, the search excludes masses  $500 < m_A < 900 \text{ GeV}$  (where  $A$  is the heavy pseudoscalar boson) assuming  $m_a = 150 \text{ GeV}$ . Scanning over  $\sin \theta$  with  $\tan \beta = 1$ , we exclude  $0.35 < \sin \theta < 0.75$  for  $m_A = 600 \text{ GeV}$  and  $m_a = 200 \text{ GeV}$ . Finally,  $\tan \beta$  values between 0.5 and 2.0 (1.6) are excluded for  $m_A = 600 \text{ GeV}$  and  $m_a = 100$  (150)  $\text{GeV}$  and  $\sin \theta = 0.35$ . In all 2HDM+ $a$  interpretations, a DM mass of  $m_\chi = 10 \text{ GeV}$  is assumed. For the baryonic  $Z'$  model, we exclude  $Z'$  boson masses up to 1.6 TeV for a DM mass of 1 GeV, and DM masses up to 430 GeV for a  $Z'$  boson mass of 960 GeV. The reinterpretation of the results for the baryonic  $Z'$  model in terms of an SI nucleon scattering cross section yields a higher sensitivity for  $m_\chi < 5 \text{ GeV}$  than existing results from direct detection experiments, under the assumptions imposed by the model.

**Acknowledgements** We congratulate our colleagues in the CERN accelerator departments for the excellent performance of the LHC and thank the technical and administrative staffs at CERN and at other CMS institutes for their contributions to the success of the CMS effort. In addition, we gratefully acknowledge the computing centers and personnel of the Worldwide LHC Computing Grid for delivering so effectively the computing infrastructure essential to our analyses. Finally, we acknowledge the enduring support for the construction and operation of the LHC and the CMS detector provided by the following funding agencies: BMBWF and FWF (Austria); FNRS and FWO (Belgium); CNPq, CAPES, FAPERJ, FAPERGS, and FAPESP (Brazil); MES (Bulgaria); CERN; CAS, MoST, and NSFC (China); COLCIENCIAS (Colombia); MSES and CSF (Croatia); RPF (Cyprus); SENESCYT (Ecuador); MoER, ERC IUT, and ERDF (Estonia); Academy of Finland, MEC, and HIP (Finland); CEA and CNRS/IN2P3 (France); BMBF, DFG, and HGF (Germany); GSRT (Greece); NKFI (Hungary); DAE and DST (India); IPM (Iran); SFI (Ireland); INFN (Italy); MSIP and NRF (Republic of Korea); MES (Latvia); LAS (Lithuania); MOE and UM (Malaysia); BUAP, CINVESTAV, CONACYT, LNS, SEP, and UASLP-FAI (Mexico); MOS (Montenegro); MBIE (New Zealand); PAEC (Pakistan); MSHE and NSC (Poland); FCT (Portugal); JINR (Dubna); MON, RosAtom, RAS, RFBR, and NRC KI (Russia); MESTD (Serbia); SEIDI, CPAN, PCTI, and FEDER (Spain); MOSTR (Sri Lanka); Swiss Funding Agencies (Switzerland); MST (Taipei); ThEPCenter, IPST, STAR, and NSTDA (Thailand); TUBITAK and TAEC (Turkey); NASU and SFFR (Ukraine); STFC (United Kingdom); DOE and NSF (USA). Individuals have received support from the Marie-Curie pro-

gram and the European Research Council and Horizon 2020 Grant, contract No. 675440 (European Union); the Leventis Foundation; the A. P. Sloan Foundation; the Alexander von Humboldt Foundation; the Belgian Federal Science Policy Office; the Fonds pour la Formation à la Recherche dans l'Industrie et dans l'Agriculture (FRIA-Belgium); the Agentschap voor Innovatie door Wetenschap en Technologie (IWT-Belgium); the F.R.S.-FNRS and FWO (Belgium) under the “Excellence of Science-EOS”—be.h project n. 30820817; the Ministry of Education, Youth and Sports (MEYS) of the Czech Republic; the Lendület (“Momentum”) Program and the János Bolyai Research Scholarship of the Hungarian Academy of Sciences, the New National Excellence Program ÚNKP, the NKFI research grants 123842, 123959, 124845, 124850 and 125105 (Hungary); the Council of Science and Industrial Research, India; the HOMING PLUS program of the Foundation for Polish Science, cofinanced from European Union, Regional Development Fund, the Mobility Plus program of the Ministry of Science and Higher Education, the National Science Center (Poland), contracts Harmonia 2014/14/M/ST2/00428, Opus 2014/13/B/ST2/02543, 2014/15/B/ST2/03998, and 2015/19/B/ST2/02861, Sonata-bis 2012/07/E/ST2/01406; the National Priorities Research Program by Qatar National Research Fund; the Programa Estatal de Fomento de la Investigación Científica y Técnica de Excelencia María de Maeztu, grant MDM-2015-0509 and the Programa Severo Ochoa del Principado de Asturias; the Thalís and Aristeia programs cofinanced by EU-ESF and the Greek NSRF; the Rachadapisek Sompot Fund for Post-doctoral Fellowship, Chulalongkorn University and the Chulalongkorn Academic into Its 2nd Century Project Advancement Project (Thailand); the Welch Foundation, contract C-1845; and the Weston Havens Foundation (USA).

**Data Availability Statement** This manuscript has no associated data or the data will not be deposited. [Authors' comment: Release and preservation of data used by the CMS Collaboration as the basis for publications is guided by the CMS policy as written in its document “CMS data preservation, re-use and open access policy” (<https://cmsdocdb.cern.ch/cgi-bin/PublicDocDB/RetrieveFile?docid=6032&filename=CMSDataPolicyV1.2.pdf&version=2>).]

**Open Access** This article is distributed under the terms of the Creative Commons Attribution 4.0 International License (<http://creativecommons.org/licenses/by/4.0/>), which permits unrestricted use, distribution, and reproduction in any medium, provided you give appropriate credit to the original author(s) and the source, provide a link to the Creative Commons license, and indicate if changes were made. Funded by SCOAP<sup>3</sup>.

## References

1. G. Bertone, D. Hooper, J. Silk, Particle dark matter: evidence, candidates and constraints. *Phys. Rep.* **405**, 279 (2005). <https://doi.org/10.1016/j.physrep.2004.08.031>. arXiv:hep-ph/0404175
2. J.L. Feng, Dark matter candidates from particle physics and methods of detection. *Ann. Rev. Astron. Astrophys.* **48**, 495 (2010). <https://doi.org/10.1146/annurev-astro-082708-101659>. arXiv:1003.0904
3. T.A. Porter, R.P. Johnson, P.W. Graham, Dark matter searches with astroparticle data. *Ann. Rev. Astron. Astrophys.* **49**, 155 (2011). <https://doi.org/10.1146/annurev-astro-081710-102528>. arXiv:1104.2836
4. Planck Collaboration, Planck 2015 results. XIII. Cosmological parameters. *Astron. Astrophys.* **594**, A13 (2016). <https://doi.org/10.1051/0004-6361/201525830>, arXiv:1502.01589
5. ATLAS Collaboration, Observation of a new particle in the search for the standard model Higgs boson with the ATLAS detector at

- the LHC. Phys. Lett. B **716**, 1 (2012). <https://doi.org/10.1016/j.physletb.2012.08.020>, arXiv:1207.7214
6. CMS Collaboration, Observation of a new boson at a mass of 125 GeV with the CMS experiment at the LHC. Phys. Lett. B **716**, 30 (2012). <https://doi.org/10.1016/j.physletb.2012.08.021>, arXiv:1207.7235
  7. CMS Collaboration, Observation of a new boson with mass near 125 GeV in pp collisions at  $\sqrt{s} = 7$  and 8 TeV. JHEP **06**, 81 (2013). [https://doi.org/10.1007/JHEP06\(2013\)081](https://doi.org/10.1007/JHEP06(2013)081), arXiv:1303.4571
  8. A.A. Petrov, W. Shepherd, Searching for dark matter at LHC with mono-Higgs production. Phys. Lett. B **730**, 178 (2014). <https://doi.org/10.1016/j.physletb.2014.01.051>, arXiv:1311.1511
  9. A. Berlin, T. Lin, L.-T. Wang, Mono-Higgs detection of dark matter at the LHC. JHEP **06**, 078 (2014). [https://doi.org/10.1007/JHEP06\(2014\)078](https://doi.org/10.1007/JHEP06(2014)078), arXiv:1402.7074
  10. L. Carpenter et al., Mono-Higgs-boson: a new collider probe of dark matter. Phys. Rev. D **89**, 075017 (2014). <https://doi.org/10.1103/PhysRevD.89.075017>, arXiv:1312.2592
  11. CMS Collaboration, The CMS experiment at the CERN LHC. JINST **3**, 08004 (2008). <https://doi.org/10.1088/1748-0221/3/08/S08004>
  12. ATLAS Collaboration, Search for dark matter in events with missing transverse momentum and a Higgs boson decaying to two photons in pp collisions at  $\sqrt{s} = 8$  TeV with the ATLAS detector. Phys. Rev. Lett. **115**, 131801 (2015). <https://doi.org/10.1103/PhysRevLett.115.131801>
  13. ATLAS Collaboration, Search for dark matter produced in association with a Higgs boson decaying to  $b\bar{b}$  using  $36\text{ fb}^{-1}$  of pp collisions at  $\sqrt{s} = 13$  TeV with the ATLAS detector. Phys. Rev. Lett. **119**, 181804 (2017). <https://doi.org/10.1103/PhysRevLett.119.181804>
  14. CMS Collaboration, Search for heavy resonances decaying into a vector boson and a Higgs boson in final states with charged leptons, neutrinos and b quarks at  $\sqrt{s} = 13$  TeV. (2018). arXiv:1807.02826 (submitted to JHEP)
  15. M. Bauer, U. Haisch, F. Kahlhoefer, Simplified dark matter models with two Higgs doublets: I. Pseudoscalar mediators. JHEP **05**, 138 (2017). [https://doi.org/10.1007/JHEP05\(2017\)138](https://doi.org/10.1007/JHEP05(2017)138), arXiv:1701.07427
  16. ATLAS and CMS Collaborations, Measurements of the Higgs boson production and decay rates and constraints on its couplings from a combined ATLAS and CMS analysis of the LHC pp collision data at  $\sqrt{s} = 7$  and 8 TeV. JHEP **08**, 045 (2016). [https://doi.org/10.1007/JHEP08\(2016\)045](https://doi.org/10.1007/JHEP08(2016)045), arXiv:1606.02266
  17. CMS Collaboration, Search for associated production of dark matter with a Higgs boson decaying to  $b\bar{b}$  or  $\gamma\gamma$  at  $\sqrt{s} = 13$  TeV. JHEP **10**, 180 (2017). [https://doi.org/10.1007/JHEP10\(2017\)180](https://doi.org/10.1007/JHEP10(2017)180), arXiv:1703.05236
  18. LHC Dark Matter Working Group Collaboration, LHC dark matter working group: next-generation spin-0 dark matter models. (2018). arXiv:1810.09420
  19. D. Abercrombie et al., Dark matter benchmark models for early LHC run-2 searches: report of the ATLAS/CMS dark matter forum. (2015). arXiv:1507.00966
  20. CMS Collaboration, The CMS trigger system. JINST **12** P01020, <https://doi.org/10.1088/1748-0221/12/01/P01020>, arXiv:1609.02366
  21. J. Alwall et al., The automated computation of tree-level and next-to-leading order differential cross sections, and their matching to parton shower simulations. JHEP **07**, 079 (2014). [https://doi.org/10.1007/JHEP07\(2014\)079](https://doi.org/10.1007/JHEP07(2014)079), arXiv:1405.0301
  22. P. Nason, A new method for combining NLO QCD with shower Monte Carlo algorithms. JHEP **11**, 040 (2004). <https://doi.org/10.1088/1126-6708/2004/11/040>, arXiv:hep-ph/0409146
  23. S. Frixione, P. Nason, C. Oleari, Matching NLO QCD computations with parton shower simulations: the POWHEG method. JHEP **11**, 070 (2007). <https://doi.org/10.1088/1126-6708/2007/11/070>, arXiv:0709.2092
  24. S. Alioli, P. Nason, C. Oleari, E. Re, A general framework for implementing NLO calculations in shower Monte Carlo programs: the POWHEG BOX. JHEP **06**, 043 (2010). [https://doi.org/10.1007/JHEP06\(2010\)043](https://doi.org/10.1007/JHEP06(2010)043), arXiv:1002.2581
  25. M. Czakon, P. Fiedler, A. Mitov, Total top-quark pair-production cross section at hadron colliders through  $\mathcal{O}(\alpha_s^4)$ . Phys. Rev. Lett. **110**, 252004 (2013). <https://doi.org/10.1103/PhysRevLett.110.252004>, arXiv:1303.6254
  26. M.L. Mangano, M. Moretti, F. Piccinini, M. Treccani, Matching matrix elements and shower evolution for top-quark production in hadronic collisions. JHEP **01**, 013 (2007). <https://doi.org/10.1088/1126-6708/2007/01/013>, arXiv:hep-ph/0611129
  27. R. Frederix, S. Frixione, Merging meets matching in MC@NLO. JHEP **12**, 061 (2012). [https://doi.org/10.1007/JHEP12\(2012\)061](https://doi.org/10.1007/JHEP12(2012)061), arXiv:1209.6215
  28. J.H. Kuhn, A. Kulesza, S. Pozzorini, M. Schulze, Electroweak corrections to hadronic photon production at large transverse momenta. JHEP **03**, 059 (2006). <https://doi.org/10.1088/1126-6708/2006/03/059>, arXiv:hep-ph/0508253
  29. S. Kallweit et al., NLO QCD+EW automation and precise predictions for V+multijet production, in *50th Rencontres de Moriond on QCD and High Energy Interactions La Thuile, Italy, March 21–28, 2015*. (2015). arXiv:1505.05704
  30. S. Kallweit et al., NLO QCD+EW predictions for V+jets including off-shell vector-boson decays and multijet merging. JHEP **04**, 021 (2016). [https://doi.org/10.1007/JHEP04\(2016\)021](https://doi.org/10.1007/JHEP04(2016)021), arXiv:1511.08692
  31. T. Sjöstrand et al., An Introduction to PYTHIA 8.2. Comput. Phys. Commun. **191**, 159 (2015). <https://doi.org/10.1016/j.cpc.2015.01.024>, arXiv:1410.3012
  32. J.M. Campbell, R.K. Ellis, C. Williams, Vector boson pair production at the LHC. JHEP **07**, 018 (2011). [https://doi.org/10.1007/JHEP07\(2011\)018](https://doi.org/10.1007/JHEP07(2011)018), arXiv:1105.0020
  33. NNPDF Collaboration, Parton distributions for the LHC Run II. JHEP **04**, 040 (2015). [https://doi.org/10.1007/JHEP04\(2015\)040](https://doi.org/10.1007/JHEP04(2015)040), arXiv:1410.8849
  34. CMS Collaboration, Event generator tunes obtained from underlying event and multiparton scattering measurements. Eur. Phys. J. C **76**, 155 (2016). <https://doi.org/10.1140/epjc/s10052-016-3988-x>, arXiv:1512.00815
  35. P. Skands, S. Carrazza, J. Rojo, Tuning PYTHIA 8.1: the Monash 2013 tune. Eur. Phys. J. C **74**, 3024 (2014). <https://doi.org/10.1140/epjc/s10052-014-3024-y>, arXiv:1404.5630
  36. GEANT4 Collaboration, GEANT4—a simulation toolkit. Nucl. Instrum. Meth. A **506**, 250 (2003). [https://doi.org/10.1016/S0168-9002\(03\)01368-8](https://doi.org/10.1016/S0168-9002(03)01368-8)
  37. M. Cacciari, G.P. Salam, G. Soyez, The anti- $k_T$  jet clustering algorithm. JHEP **04**, 063 (2008). <https://doi.org/10.1088/1126-6708/2008/04/063>, arXiv:0802.1189
  38. M. Cacciari, G.P. Salam, G. Soyez, FastJet user manual. Eur. Phys. J. C **72**, 1896 (2012). <https://doi.org/10.1140/epjc/s10052-012-1896-2>, arXiv:1111.6097
  39. CMS Collaboration, Particle-flow reconstruction and global event description with the CMS detector. JINST **12**, 10003 (2017). <https://doi.org/10.1088/1748-0221/12/10/P10003>, arXiv:1706.04965
  40. CMS Collaboration, A Cambridge–Aachen (C–A) based jet algorithm for boosted top-jet tagging. CMS Physics Analysis Summary CMS-PAS-JME-09-001 (2009)
  41. D. Berteloni, P. Harris, M. Low, N. Tran, Pileup per particle identification. JHEP **59**, 059 (2014). [https://doi.org/10.1007/JHEP10\(2014\)059](https://doi.org/10.1007/JHEP10(2014)059), arXiv:1407.6013
  42. CMS Collaboration, Jet energy scale and resolution in the CMS experiment in pp collisions at 8 TeV. JINST **12**,

- 02014 (2017). <https://doi.org/10.1088/1748-0221/12/02/P02014>. arXiv:1607.03663
43. A.J. Larkoski, S. Marzani, G. Soyez, J. Thaler, Soft drop. *JHEP* **05**, 146 (2014). [https://doi.org/10.1007/JHEP05\(2014\)146](https://doi.org/10.1007/JHEP05(2014)146). arXiv:1402.2657
  44. CMS Collaboration, Identification of heavy-flavour jets with the CMS detector in pp collisions at 13 TeV. *JINST* **13**, 05011 (2018). <https://doi.org/10.1088/1748-0221/13/05/P05011>. arXiv:1712.07158
  45. I. Moutl, L. Necib, J. Thaler, New angles on energy correlation functions. *JHEP* **12**, 153 (2016). [https://doi.org/10.1007/JHEP12\(2016\)153](https://doi.org/10.1007/JHEP12(2016)153). arXiv:1609.07483
  46. J. Dolen et al., Thinking outside the ROCs: designing decorrelated taggers (DDT) for jet substructure. *JHEP* **05**, 156 (2016). [https://doi.org/10.1007/JHEP05\(2016\)156](https://doi.org/10.1007/JHEP05(2016)156). arXiv:1603.00027
  47. CMS Collaboration, Performance of electron reconstruction and selection with the CMS detector in proton-proton collisions at  $\sqrt{s} = 8$  tev. *JINST* **10**, 06005 (2015). <https://doi.org/10.1088/1748-0221/10/06/P06005>. arXiv:1502.02701
  48. CMS Collaboration, Performance of CMS muon reconstruction in pp collision events at  $\sqrt{s} = 7$  TeV. *JINST* **7**, 10002 (2012). <https://doi.org/10.1088/1748-0221/7/10/P10002>. arXiv:1206.4071
  49. CMS Collaboration, Reconstruction and identification of  $\tau$  lepton decays to hadrons and  $\nu_\tau$  at CMS. *JINST* **11**, 01019 (2016). <https://doi.org/10.1088/1748-0221/11/01/P01019>. arXiv:1510.07488
  50. CMS Collaboration, Performance of the CMS muon detector and muon reconstruction with proton-proton collisions  $\sqrt{s} = 13$  TeV. *JINST* **13**, 06015 (2018). <https://doi.org/10.1088/1748-0221/13/06/P06015>. arXiv:1804.04528
  51. CMS Collaboration, Performance of missing energy reconstruction in 13 TeV pp collision data using the CMS detector. CMS Physics Analysis Summary CMS-PAS-JME-16-004 (2016)
  52. L. Moneta et al., The RooStats Project, in *13th International Workshop on Advanced Computing and Analysis Techniques in Physics Research (ACAT2010)* (SISSA, 2010). arXiv:1009.1003
  53. CMS Collaboration, Performance of the CMS missing transverse momentum reconstruction in pp data at  $\sqrt{s} = 8$  TeV. *JINST* **10**, 02006 (2015). <https://doi.org/10.1088/1748-0221/10/02/P02006>. arXiv:1411.0511
  54. CMS Collaboration, CMS luminosity measurements for the 2016 data taking period. CMS Physics Analysis Summary CMS-PAS-LUM-17-001 (2017)
  55. CMS Collaboration, Differential cross section measurements for the production of a W boson in association with jets in proton-proton collisions at  $\sqrt{s} = 7$  TeV. *Phys. Lett. B* **741**, 12 (2015). <https://doi.org/10.1016/j.physletb.2014.12.003>. arXiv:1406.7533
  56. CMS Collaboration, Measurement of the production cross section for a W boson and two b jets in pp collisions at  $\sqrt{s} = 7$  TeV. *Phys. Lett. B* **735**, 204 (2014). <https://doi.org/10.1016/j.physletb.2014.06.041>. arXiv:1312.6608
  57. CMS Collaboration, Measurements of jet multiplicity and differential production cross sections of Z+jets events in proton-proton collisions at  $\sqrt{s} = 7$  TeV. *Phys. Rev. D* **91**, 052008 (2015). <https://doi.org/10.1103/PhysRevD.91.052008>. arXiv:1408.3104
  58. CMS Collaboration, Measurement of the production cross sections for a Z boson and one or more b jets in pp collisions at  $\sqrt{s} = 7$  TeV. *JHEP* **06**, 120 (2014). [https://doi.org/10.1007/JHEP06\(2014\)120](https://doi.org/10.1007/JHEP06(2014)120). arXiv:1402.1521
  59. CMS Collaboration, Observation of the associated production of a single top quark and a W boson in pp collisions at  $\sqrt{s} = 8$  TeV. *Phys. Rev. Lett.* **112**, 231802 (2014). <https://doi.org/10.1103/PhysRevLett.112.231802>. arXiv:1401.2942
  60. CMS Collaboration, Measurement of the ZZ production cross section and  $Z \rightarrow \ell^+ \ell^- \ell'^+ \ell'^-$  branching fraction in pp collisions at  $\sqrt{s} = 13$  TeV. *Phys. Lett. B* **763**, 280 (2016). <https://doi.org/10.1016/j.physletb.2016.10.054>. arXiv:1607.08834
  61. CMS Collaboration, Measurement of the WZ production cross section in pp collisions at  $\sqrt{s} = 13$  TeV. *Phys. Lett. B* **766**, 268 (2017). <https://doi.org/10.1016/j.physletb.2017.01.011>. arXiv:1607.06943
  62. S. Heinemeyer et al., Handbook of LHC Higgs cross sections: 3. Higgs properties. CERN Report CERN-2013-004, (2013). <https://doi.org/10.5170/CERN-2013-004>, arXiv:1307.1347
  63. A.L. Read, Presentation of search results: the  $CL_s$  technique. *J. Phys. G* **28**, 2693 (2002). <https://doi.org/10.1088/0954-3899/28/10/313>
  64. T. Junk, Confidence level computation for combining searches with small statistics. *Nucl. Instrum. Methods A* **434**, 435 (1999). [https://doi.org/10.1016/S0168-9002\(99\)00498-2](https://doi.org/10.1016/S0168-9002(99)00498-2). arXiv:hep-ex/9902006
  65. G. Cowan, K. Cranmer, E. Gross, O. Vitells, Asymptotic formulae for likelihood-based tests of new physics. *Eur. Phys. J. C* **71**, 1554 (2011). <https://doi.org/10.1140/epjc/s10052-011-1554-0>. arXiv:1007.1727 [Erratum: <https://doi.org/10.1140/epjc/s10052-013-2501-z>]
  66. A. Boveia et al., Recommendations on presenting LHC searches for missing transverse energy signals using simplified s-channel models of dark matter. (2016). arXiv:1603.04156
  67. CRESST-II Collaboration, Results on light dark matter particles with a low-threshold CRESST-II detector. *Eur. Phys. J. C* **76**, 25 (2016). <https://doi.org/10.1140/epjc/s10052-016-3877-3>, arXiv:1509.01515
  68. SuperCDMS Collaboration, New results from the search for low-mass weakly interacting massive particles with the CDMS low ionization threshold experiment. *Phys. Rev. Lett.* **116**, 071301 (2016). <https://doi.org/10.1103/PhysRevLett.116.071301>. arXiv:1509.02448
  69. LUX Collaboration, Results from a search for dark matter in the complete LUX exposure. *Phys. Rev. Lett.* **118**, 021303 (2017). <https://doi.org/10.1103/PhysRevLett.118.021303>. arXiv:1608.07648
  70. XENON Collaboration, First dark matter search results from the XENON1T experiment. *Phys. Rev. Lett.* **119**, 181301 (2017). <https://doi.org/10.1103/PhysRevLett.119.181301>, arXiv:1705.06655
  71. PandaX-II Collaboration, Dark matter results from 54-ton-day exposure of PandaX-II experiment. *Phys. Rev. Lett.* **119**, 181302 (2017). <https://doi.org/10.1103/PhysRevLett.119.181302>. arXiv:1708.06917
  72. CDEX Collaboration, Limits on light weakly interacting massive particles from the first 102.8 kg  $\times$  day data of the CDEX-10 experiment. *Phys. Rev. Lett.* **120**, 241301 (2018). <https://doi.org/10.1103/PhysRevLett.120.241301>, arXiv:1802.09016

**CMS Collaboration****Yerevan Physics Institute, Yerevan, Armenia**

A. M. Sirunyan, A. Tumasyan

**Institut für Hochenergiephysik, Wien, Austria**

W. Adam, F. Ambrogi, E. Asilar, T. Bergauer, J. Brandstetter, M. Dragicevic, J. Erö, A. Escalante Del Valle, M. Flechl, R. Frühwirth<sup>1</sup>, V. M. Ghete, J. Hrubec, M. Jeitler<sup>1</sup>, N. Krammer, I. Krätschmer, D. Liko, T. Madlener, I. Mikulec, N. Rad, H. Rohringer, J. Schieck<sup>1</sup>, R. Schöfbeck, M. Spanring, D. Spitzbart, A. Taurok, W. Waltenberger, J. Wittmann, C.-E. Wulz<sup>1</sup>, M. Zarucki

**Institute for Nuclear Problems, Minsk, Belarus**

V. Chekhovsky, V. Mossolov, J. Suarez Gonzalez

**Universiteit Antwerpen, Antwerpen, Belgium**

E. A. De Wolf, D. Di Croce, X. Janssen, J. Lauwers, M. Pieters, H. Van Haevermaet, P. Van Mechelen, N. Van Remortel

**Vrije Universiteit Brussel, Brussel, Belgium**

S. Abu Zeid, F. Blekman, J. D'Hondt, J. De Clercq, K. Deroover, G. Flouris, D. Lontkovskyi, S. Lowette, I. Marchesini, S. Moortgat, L. Moreels, Q. Python, K. Skovpen, S. Tavernier, W. Van Doninck, P. Van Mulders, I. Van Parijs

**Université Libre de Bruxelles, Bruxelles, Belgium**

D. Beghin, B. Bilin, H. Brun, B. Clerboux, G. De Lentdecker, H. Delannoy, B. Dorney, G. Fasanella, L. Favart, R. Goldouzian, A. Grebenyuk, A. K. Kalsi, T. Lenzi, J. Luetic, N. Postiau, E. Starling, L. Thomas, C. Vander Velde, P. Vanlaer, D. Vannerom, Q. Wang

**Ghent University, Ghent, Belgium**

T. Cornelis, D. Dobur, A. Fagot, M. Gul, I. Khvastunov<sup>2</sup>, D. Poyraz, C. Roskas, D. Trocino, M. Tytgat, W. Verbeke, B. Vermassen, M. Vit, N. Zaganidis

**Université Catholique de Louvain, Louvain-la-Neuve, Belgium**

H. Bakhshiansohi, O. Bondu, S. Brochet, G. Bruno, C. Caputo, P. David, C. Delaere, M. Delcourt, A. Giammanco, G. Krintiras, V. Lemaitre, A. Magitteri, A. Mertens, K. Piotrkowski, A. Saggio, M. Vidal Marono, S. Wertz, J. Zobec

**Centro Brasileiro de Pesquisas Fisicas, Rio de Janeiro, Brazil**

F. L. Alves, G. A. Alves, M. Correa Martins Junior, G. Correia Silva, C. Hensel, A. Moraes, M. E. Pol, P. Rebello Teles

**Universidade do Estado do Rio de Janeiro, Rio de Janeiro, Brazil**

E. Belchior Batista Das Chagas, W. Carvalho, J. Chinellato<sup>3</sup>, E. Coelho, E. M. Da Costa, G. G. Da Silveira<sup>4</sup>, D. De Jesus Damiao, C. De Oliveira Martins, S. Fonseca De Souza, H. Malbouisson, D. Matos Figueiredo, M. Melo De Almeida, C. Mora Herrera, L. Mundim, H. Nogima, W. L. Prado Da Silva, L. J. Sanchez Rosas, A. Santoro, A. Sznajder, M. Thiel, E. J. Tonelli Manganote<sup>3</sup>, F. Torres Da Silva De Araujo, A. Vilela Pereira

**Universidade Estadual Paulista<sup>a</sup>, Universidade Federal do ABC<sup>b</sup>, São Paulo, Brazil**

S. Ahuja<sup>a</sup>, C. A. Bernardes<sup>a</sup>, L. Calligaris<sup>a</sup>, T. R. Fernandez Perez Tomei<sup>a</sup>, E. M. Gregores<sup>b</sup>, P. G. Mercadante<sup>b</sup>, S. F. Novaes<sup>a</sup>, SandraS. Padula<sup>a</sup>

**Institute for Nuclear Research and Nuclear Energy, Bulgarian Academy of Sciences, Sofia, Bulgaria**

A. Aleksandrov, R. Hadjiiska, P. Iaydjiev, A. Marinov, M. Misheva, M. Rodozov, M. Shopova, G. Sultanov

**University of Sofia, Sofia, Bulgaria**

A. Dimitrov, L. Litov, B. Pavlov, P. Petkov

**Beihang University, Beijing, China**

W. Fang<sup>5</sup>, X. Gao<sup>5</sup>, L. Yuan

**Institute of High Energy Physics, Beijing, China**

M. Ahmad, J. G. Bian, G. M. Chen, H. S. Chen, M. Chen, Y. Chen, C. H. Jiang, D. Leggat, H. Liao, Z. Liu, F. Romeo, S. M. Shaheen<sup>6</sup>, A. Spiezia, J. Tao, Z. Wang, E. Yazgan, H. Zhang, S. Zhang<sup>6</sup>, J. Zhao



**State Key Laboratory of Nuclear Physics and Technology, Peking University, Beijing, China**

Y. Ban, G. Chen, A. Levin, J. Li, L. Li, Q. Li, Y. Mao, S. J. Qian, D. Wang

**Tsinghua University, Beijing, China**

Y. Wang

**Universidad de Los Andes, Bogota, Colombia**

C. Avila, A. Cabrera, C. A. Carrillo Montoya, L. F. Chaparro Sierra, C. Florez, C. F. González Hernández, M. A. Segura Delgado

**University of Split, Faculty of Electrical Engineering, Mechanical Engineering and Naval Architecture, Split, Croatia**

B. Courbon, N. Godinovic, D. Lelas, I. Puljak, T. Sculac

**University of Split, Faculty of Science, Split, Croatia**

Z. Antunovic, M. Kovac

**Institute Rudjer Boskovic, Zagreb, Croatia**

V. Brigljevic, D. Ferencek, K. Kadija, B. Mesic, A. Starodumov<sup>7</sup>, T. Susa

**University of Cyprus, Nicosia, Cyprus**

M. W. Ather, A. Attikis, M. Kolosova, G. Mavromanolakis, J. Mousa, C. Nicolaou, F. Ptochos, P. A. Razis, H. Rykaczewski

**Charles University, Prague, Czech Republic**

M. Finger<sup>8</sup>, M. Finger Jr.<sup>8</sup>

**Escuela Politécnica Nacional, Quito, Ecuador**

E. Ayala

**Universidad San Francisco de Quito, Quito, Ecuador**

E. Carrera Jarrin

**Academy of Scientific Research and Technology of the Arab Republic of Egypt, Egyptian Network of High Energy Physics, Cairo, Egypt**

Y. Assran<sup>9,10</sup>, S. Elgammal<sup>10</sup>, S. Khalil<sup>11</sup>

**National Institute of Chemical Physics and Biophysics, Tallinn, Estonia**

S. Bhowmik, A. Carvalho Antunes De Oliveira, R. K. Dewanjee, K. Ehataht, M. Kadastik, M. Raidal, C. Veelken

**Department of Physics, University of Helsinki, Helsinki, Finland**

P. Eerola, H. Kirschenmann, J. Pekkanen, M. Voutilainen

**Helsinki Institute of Physics, Helsinki, Finland**

J. Havukainen, J. K. Heikkilä, T. Järvinen, V. Karimäki, R. Kinnunen, T. Lampén, K. Lassila-Perini, S. Laurila, S. Lehti, T. Lindén, P. Luukka, T. Mäenpää, H. Siikonen, E. Tuominen, J. Tuominiemi

**Lappeenranta University of Technology, Lappeenranta, Finland**

T. Tuuva

**IRFU, CEA, Université Paris-Saclay, Gif-sur-Yvette, France**

M. Besancon, F. Couderc, M. Dejardin, D. Denegri, J. L. Faure, F. Ferri, S. Ganjour, A. Givernaud, P. Gras, G. Hamel de Monchenault, P. Jarry, C. Leloup, E. Locci, J. Malcles, G. Negro, J. Rander, A. Rosowsky, M. Ö. Sahin, M. Titov

**Laboratoire Leprince-Ringuet, Ecole polytechnique, CNRS/IN2P3, Université Paris-Saclay, Palaiseau, France**

A. Abdulsalam<sup>12</sup>, C. Amendola, I. Antropov, F. Beaudette, P. Busson, C. Charlot, R. Granier de Cassagnac, I. Kucher, A. Lobanov, J. Martin Blanco, C. Martin Perez, M. Nguyen, C. Ochando, G. Ortona, P. Paganini, P. Pigard, J. Rembser, R. Salerno, J. B. Sauvan, Y. Sirois, A. G. Stahl Leitner, A. Zabi, A. Zghiche

**Université de Strasbourg, CNRS, IPHC UMR 7178, Strasbourg, France**

J.-L. Agram<sup>13</sup>, J. Andrea, D. Bloch, J.-M. Brom, E. C. Chabert, V. Cherepanov, C. Collard, E. Conte<sup>13</sup>, J.-C. Fontaine<sup>13</sup>, D. Gelé, U. Goerlach, M. Jansová, A.-C. Le Bihan, N. Tonon, P. Van Hove

**Centre de Calcul de l'Institut National de Physique Nucleaire et de Physique des Particules, CNRS/IN2P3, Villeurbanne, France**

S. Gadrat

**Université de Lyon, Université Claude Bernard Lyon 1, CNRS-IN2P3, Institut de Physique Nucléaire de Lyon, Villeurbanne, France**

S. Beauceron, C. Bernet, G. Boudoul, N. Chanon, R. Chierici, D. Contardo, P. Depasse, H. El Mamouni, J. Fay, L. Finco, S. Gascon, M. Gouzevitch, G. Grenier, B. Ille, F. Lagarde, I. B. Laktineh, H. Lattaud, M. Lethuillier, L. Mirabito, S. Perries, A. Popov<sup>14</sup>, V. Sordini, G. Touquet, M. Vander Donckt, S. Viret

**Georgian Technical University, Tbilisi, Georgia**

A. Khvedelidze<sup>8</sup>

**Tbilisi State University, Tbilisi, Georgia**

Z. Tsamalaidze<sup>8</sup>

**RWTH Aachen University, I. Physikalisches Institut, Aachen, Germany**

C. Autermann, L. Feld, M. K. Kiesel, K. Klein, M. Lipinski, M. Preuten, M. P. Rauch, C. Schomakers, J. Schulz, M. Teroerde, B. Wittmer

**RWTH Aachen University, III. Physikalisches Institut A, Aachen, Germany**

A. Albert, D. Duchardt, M. Erdmann, S. Erdweg, T. Esch, R. Fischer, S. Ghosh, A. Güth, T. Hebbeker, C. Heidemann, K. Hoepfner, H. Keller, L. Mastrolorenzo, M. Merschmeyer, A. Meyer, P. Millet, S. Mukherjee, T. Pook, M. Radziej, H. Reithler, M. Rieger, A. Schmidt, D. Teyssier, S. Thüer

**RWTH Aachen University, III. Physikalisches Institut B, Aachen, Germany**

G. Flügge, O. Hlushchenko, T. Kress, A. Künsken, T. Müller, A. Nehr Korn, A. Nowack, C. Pistone, O. Pooth, D. Roy, H. Sert, A. Stahl<sup>15</sup>

**Deutsches Elektronen-Synchrotron, Hamburg, Germany**

M. Aldaya Martin, T. Arndt, C. Asawatangtrakuldee, I. Babounikau, K. Beernaert, O. Behnke, U. Behrens, A. Bermúdez Martínez, D. Bertsche, A. A. Bin Anuar, K. Borras<sup>16</sup>, V. Botta, A. Campbell, P. Connor, C. Contreras-Campana, V. Danilov, A. De Wit, M. M. Defranchis, C. Diez Pardos, D. Domínguez Damiani, G. Eckerlin, T. Eichhorn, A. Elwood, E. Eren, E. Gallo<sup>17</sup>, A. Geiser, J. M. Grados Luyando, A. Grohsjean, M. Guthoff, M. Haranko, A. Harb, J. Hauk, H. Jung, M. Kasemann, J. Keaveney, C. Kleinwort, J. Knolle, D. Krücker, W. Lange, A. Lelek, T. Lenz, J. Leonard, K. Lipka, W. Lohmann<sup>18</sup>, R. Mankel, I.-A. Melzer-Pellmann, A. B. Meyer, M. Meyer, M. Missiroli, G. Mittag, J. Mnich, V. Myronenko, S. K. Pflitsch, D. Pitzl, A. Raspereza, M. Savitskyi, P. Saxena, P. Schütze, C. Schwanenberger, R. Shevchenko, A. Singh, H. Tholen, O. Turkot, A. Vagnerini, G. P. Van Onsem, R. Walsh, Y. Wen, K. Wichmann, C. Wissing, O. Zenaiev

**University of Hamburg, Hamburg, Germany**

R. Aggleton, S. Bein, L. Benato, A. Benecke, V. Blobel, T. Dreyer, A. Ebrahimi, E. Garutti, D. Gonzalez, P. Gunnellini, J. Haller, A. Hinzmann, A. Karavdina, G. Kasieczka, R. Klanner, R. Kogler, N. Kovalchuk, S. Kurz, V. Kutzner, J. Lange, D. Marconi, J. Multhaupt, M. Niedziela, C.E.N. Niemeyer, D. Nowatschin, A. Perieanu, A. Reimers, O. Rieger, C. Scharf, P. Schleper, S. Schumann, J. Schwandt, J. Sonneveld, H. Stadie, G. Steinbrück, F. M. Stober, M. Stöver, A. Vanhoefer, B. Vormwald, I. Zoi

**Karlsruher Institut fuer Technologie, Karlsruhe, Germany**

M. Akbiyik, C. Barth, M. Baselga, S. Baur, E. Butz, R. Caspart, T. Chwalek, F. Colombo, W. De Boer, A. Dierlamm, K. El Morabit, N. Faltermann, B. Freund, M. Giffels, M. A. Harrendorf, F. Hartmann<sup>15</sup>, S. M. Heindl, U. Husemann, I. Katkov<sup>14</sup>, S. Kudella, S. Mitra, M. U. Mozer, Th. Müller, M. Musich, M. Plagge, G. Quast, K. Rabbertz, M. Schröder, I. Shvetsov, H. J. Simonis, R. Ulrich, S. Wayand, M. Weber, T. Weiler, C. Wöhrmann, R. Wolf

**Institute of Nuclear and Particle Physics (INPP), NCSR Demokritos, Aghia Paraskevi, Greece**

G. Anagnostou, G. Daskalakis, T. Geralis, A. Kyriakis, D. Loukas, G. Paspalaki, I. Topsis-Giotis

**National and Kapodistrian University of Athens, Athens, Greece**

G. Karathanasis, S. Kesisoglou, P. Kontaxakis, A. Panagiotou, I. Papavergou, N. Saoulidou, E. Tziaferi, K. Vellidis

**National Technical University of Athens, Athens, Greece**

K. Kousouris, I. Papakrivopoulos, G. Tsipolitis

**University of Ioánnina, Ioánnina, Greece**

I. Evangelou, C. Foudas, P. Giannios, P. Katsoulis, P. Kokkas, S. Mallios, N. Manthos, I. Papadopoulos, E. Paradas, J. Strologas, F. A. Triantis, D. Tsitsonis

**MTA-ELTE Lendület CMS Particle and Nuclear Physics Group, Eötvös Loránd University, Budapest, Hungary**

M. Bartók<sup>19</sup>, M. Csanad, N. Filipovic, P. Major, M. I. Nagy, G. Pasztor, O. Surányi, G. I. Veres

**Wigner Research Centre for Physics, Budapest, Hungary**

G. Bencze, C. Hajdu, D. Horvath<sup>20</sup>, Á. Hunyadi, F. Sikler, T. Á. Vámi, V. Veszpremi, G. Vesztergombi<sup>†</sup>

**Institute of Nuclear Research ATOMKI, Debrecen, Hungary**

N. Beni, S. Czellar, J. Karancsi<sup>21</sup>, A. Makovec, J. Molnar, Z. Szillasi

**Institute of Physics, University of Debrecen, Debrecen, Hungary**

P. Raics, Z. L. Trocsanyi, B. Ujvari

**Indian Institute of Science (IISc), Bangalore, India**

S. Choudhury, J. R. Komaragiri, P. C. Tiwari

**National Institute of Science Education and Research, HBNI, Bhubaneswar, India**

S. Bahinipati<sup>22</sup>, C. Kar, P. Mal, K. Mandal, A. Nayak<sup>23</sup>, D. K. Sahoo<sup>22</sup>, S. K. Swain

**Panjab University, Chandigarh, India**

S. Bansal, S. B. Beri, V. Bhatnagar, S. Chauhan, R. Chawla, N. Dhingra, R. Gupta, A. Kaur, M. Kaur, S. Kaur, P. Kumari, M. Lohan, A. Mehta, K. Sandeep, S. Sharma, J. B. Singh, A. K. Viridi, G. Walia

**University of Delhi, Delhi, India**

A. Bhardwaj, B. C. Choudhary, R. B. Garg, M. Gola, S. Keshri, Ashok Kumar, S. Malhotra, M. Naimuddin, P. Priyanka, K. Ranjan, Aashaq Shah, R. Sharma

**Saha Institute of Nuclear Physics, HBNI, Kolkata, India**

R. Bhardwaj<sup>24</sup>, M. Bharti<sup>24</sup>, R. Bhattacharya, S. Bhattacharya, U. Bhawandeep<sup>24</sup>, D. Bhowmik, S. Dey, S. Dutt<sup>24</sup>, S. Dutta, S. Ghosh, K. Mondal, S. Nandan, A. Purohit, P. K. Rout, A. Roy, S. Roy Chowdhury, G. Saha, S. Sarkar, M. Sharan, B. Singh<sup>24</sup>, S. Thakur<sup>24</sup>

**Indian Institute of Technology Madras, Madras, India**

P. K. Behera

**Bhabha Atomic Research Centre, Mumbai, India**

R. Chudasama, D. Dutta, V. Jha, V. Kumar, P. K. Netrakanti, L. M. Pant, P. Shukla

**Tata Institute of Fundamental Research-A, Mumbai, India**

T. Aziz, M. A. Bhat, S. Dugad, G. B. Mohanty, N. Sur, B. Sutar, RavindraKumar Verma

**Tata Institute of Fundamental Research-B, Mumbai, India**

S. Banerjee, S. Bhattacharya, S. Chatterjee, P. Das, M. Guchait, Sa. Jain, S. Karmakar, S. Kumar, M. Maity<sup>25</sup>, G. Majumder, K. Mazumdar, N. Sahoo, T. Sarkar<sup>25</sup>

**Indian Institute of Science Education and Research (IISER), Pune, India**

S. Chauhan, S. Dube, V. Hegde, A. Kapoor, K. Kothekar, S. Pandey, A. Rane, S. Sharma

**Institute for Research in Fundamental Sciences (IPM), Tehran, Iran**

S. Chenarani<sup>26</sup>, E. Eskandari Tadavani, S. M. Etesami<sup>26</sup>, M. Khakzad, M. Mohammadi Najafabadi, M. Naseri, F. Rezaei Hosseinabadi, B. Safarzadeh<sup>27</sup>, M. Zeinali

**University College Dublin, Dublin, Ireland**

M. Felcini, M. Grunewald

**INFN Sezione di Bari<sup>a</sup>, Università di Bari<sup>b</sup>, Politecnico di Bari<sup>c</sup>, Bari, Italy**

M. Abbrescia<sup>a,b</sup>, C. Calabria<sup>a,b</sup>, A. Colaleo<sup>a</sup>, D. Creanza<sup>a,c</sup>, L. Cristella<sup>a,b</sup>, N. De Filippis<sup>a,c</sup>, M. De Palma<sup>a,b</sup>, A. Di Florio<sup>a,b</sup>, F. Errico<sup>a,b</sup>, L. Fiore<sup>a</sup>, A. Gelmi<sup>a,b</sup>, G. Iaselli<sup>a,c</sup>, M. Ince<sup>a,b</sup>, S. Lezki<sup>a,b</sup>, G. Maggi<sup>a,c</sup>, M. Maggi<sup>a</sup>, G. Miniello<sup>a,b</sup>, S. My<sup>a,b</sup>, S. Nuzzo<sup>a,b</sup>, A. Pompili<sup>a,b</sup>, G. Pugliese<sup>a,c</sup>, R. Radogna<sup>a</sup>, A. Ranieri<sup>a</sup>, G. Selvaggi<sup>a,b</sup>, A. Sharma<sup>a</sup>, L. Silvestris<sup>a</sup>, R. Venditti<sup>a</sup>, P. Verwilligen<sup>a</sup>, G. Zito<sup>a</sup>

**INFN Sezione di Bologna<sup>a</sup>, Università di Bologna<sup>b</sup>, Bologna, Italy**

G. Abbiendi<sup>a</sup>, C. Battilana<sup>a,b</sup>, D. Bonacorsi<sup>a,b</sup>, L. Borgonovi<sup>a,b</sup>, S. Braibant-Giacomelli<sup>a,b</sup>, R. Campanini<sup>a,b</sup>, P. Capiluppi<sup>a,b</sup>, A. Castro<sup>a,b</sup>, F. R. Cavallo<sup>a</sup>, S. S. Chhibra<sup>a,b</sup>, C. Ciocca<sup>a</sup>, G. Codispoti<sup>a,b</sup>, M. Cuffiani<sup>a,b</sup>, G. M. Dallavalle<sup>a</sup>, F. Fabbri<sup>a</sup>, A. Fanfani<sup>a,b</sup>, E. Fontanesi, P. Giacomelli<sup>a</sup>, C. Grandi<sup>a</sup>, L. Guiducci<sup>a,b</sup>, S. Lo Meo<sup>a</sup>, S. Marcellini<sup>a</sup>, G. Masetti<sup>a</sup>, A. Montanari<sup>a</sup>, F. L. Navarria<sup>a,b</sup>, A. Perrotta<sup>a</sup>, F. Primavera<sup>a,b,15</sup>, A. M. Rossi<sup>a,b</sup>, T. Rovelli<sup>a,b</sup>, G. P. Siroli<sup>a,b</sup>, N. Tosi<sup>a</sup>

**INFN Sezione di Catania<sup>a</sup>, Università di Catania<sup>b</sup>, Catania, Italy**

S. Albergo<sup>a,b</sup>, A. Di Mattia<sup>a</sup>, R. Potenza<sup>a,b</sup>, A. Tricomi<sup>a,b</sup>, C. Tuve<sup>a,b</sup>

**INFN Sezione di Firenze<sup>a</sup>, Università di Firenze<sup>b</sup>, Firenze, Italy**

G. Barbagli<sup>a</sup>, K. Chatterjee<sup>a,b</sup>, V. Ciulli<sup>a,b</sup>, C. Civinini<sup>a</sup>, R. D'Alessandro<sup>a,b</sup>, E. Focardi<sup>a,b</sup>, G. Latino, P. Lenzi<sup>a,b</sup>, M. Meschini<sup>a</sup>, S. Paoletti<sup>a</sup>, L. Russo<sup>a,28</sup>, G. Sguazzoni<sup>a</sup>, D. Strom<sup>a</sup>, L. Viliani<sup>a</sup>

**INFN Laboratori Nazionali di Frascati, Frascati, Italy**

L. Benussi, S. Bianco, F. Fabbri, D. Piccolo

**INFN Sezione di Genova<sup>a</sup>, Università di Genova<sup>b</sup>, Genova, Italy**

F. Ferro<sup>a</sup>, R. Mulargia<sup>a,b</sup>, F. Ravera<sup>a,b</sup>, E. Robutti<sup>a</sup>, S. Tosi<sup>a,b</sup>

**INFN Sezione di Milano-Bicocca<sup>a</sup>, Università di Milano-Bicocca<sup>b</sup>, Milano, Italy**

A. Benaglia<sup>a</sup>, A. Beschi<sup>b</sup>, F. Brivio<sup>a,b</sup>, V. Ciriolo<sup>a,b,15</sup>, S. Di Guida<sup>a,d,15</sup>, M. E. Dinardo<sup>a,b</sup>, S. Fiorendi<sup>a,b</sup>, S. Gennai<sup>a</sup>, A. Ghezzi<sup>a,b</sup>, P. Govoni<sup>a,b</sup>, M. Malberti<sup>a,b</sup>, S. Malvezzi<sup>a</sup>, A. Massironi<sup>a,b</sup>, D. Menasce<sup>a</sup>, F. Monti, L. Moroni<sup>a</sup>, M. Paganoni<sup>a,b</sup>, D. Pedrini<sup>a</sup>, S. Ragazzi<sup>a,b</sup>, T. Tabarelli de Fatis<sup>a,b</sup>, D. Zuolo<sup>a,b</sup>

**INFN Sezione di Napoli<sup>a</sup>, Università di Napoli 'Federico II'<sup>b</sup>, Napoli, Italy, Università della Basilicata<sup>c</sup>, Potenza, Italy, Università G. Marconi<sup>d</sup>, Roma, Italy**

S. Buontempo<sup>a</sup>, N. Cavallo<sup>a,c</sup>, A. De Iorio<sup>a,b</sup>, F. Fabozzi<sup>a,c</sup>, F. Fienga<sup>a</sup>, G. Galati<sup>a</sup>, A. O. M. Iorio<sup>a,b</sup>, W. A. Khan<sup>a</sup>, L. Lista<sup>a</sup>, S. Meola<sup>a,d,15</sup>, P. Paolucci<sup>a,15</sup>, C. Sciacca<sup>a,b</sup>, E. Voevodina<sup>a,b</sup>

**INFN Sezione di Padova<sup>a</sup>, Università di Padova<sup>b</sup>, Padova, Italy, Università di Trento<sup>c</sup>, Trento, Italy**

P. Azzi<sup>a</sup>, N. Bacchetta<sup>a</sup>, D. Bisello<sup>a,b</sup>, A. Boletti<sup>a,b</sup>, A. Bragagnolo, R. Carlin<sup>a,b</sup>, P. Checchia<sup>a</sup>, M. Dall'Osso<sup>a,b</sup>, P. De Castro Manzano<sup>a</sup>, T. Dorigo<sup>a</sup>, U. Gasparini<sup>a,b</sup>, A. Gozzelino<sup>a</sup>, S. Y. Hoh, S. Lacaprara<sup>a</sup>, P. Lujan, M. Margoni<sup>a,b</sup>, A. T. Meneguzzo<sup>a,b</sup>, M. Passaseo<sup>a</sup>, J. Pazzini<sup>a</sup>, N. Pozzobon<sup>a,b</sup>, P. Ronchese<sup>a,b</sup>, R. Rossin<sup>a,b</sup>, F. Simonetto<sup>a,b</sup>, A. Tiko, E. Torassa<sup>a</sup>, M. Tosi<sup>a,b</sup>, M. Zanetti<sup>a,b</sup>, P. Zotto<sup>a,b</sup>, G. Zumerle<sup>a,b</sup>

**INFN Sezione di Pavia<sup>a</sup>, Università di Pavia<sup>b</sup>, Pavia, Italy**

A. Braghieri<sup>a</sup>, A. Magnani<sup>a</sup>, P. Montagna<sup>a,b</sup>, S. P. Ratti<sup>a,b</sup>, V. Re<sup>a</sup>, M. Ressegotti<sup>a,b</sup>, C. Riccardi<sup>a,b</sup>, P. Salvini<sup>a</sup>, I. Vai<sup>a,b</sup>, P. Vitulo<sup>a,b</sup>

**INFN Sezione di Perugia<sup>a</sup>, Università di Perugia<sup>b</sup>, Perugia, Italy**

M. Biasini<sup>a,b</sup>, G. M. Bilei<sup>a</sup>, C. Cecchi<sup>a,b</sup>, D. Ciangottini<sup>a,b</sup>, L. Fanò<sup>a,b</sup>, P. Lariccia<sup>a,b</sup>, R. Leonardi<sup>a,b</sup>, E. Manoni<sup>a</sup>, G. Mantovani<sup>a,b</sup>, V. Mariani<sup>a,b</sup>, M. Menichelli<sup>a</sup>, A. Rossi<sup>a,b</sup>, A. Santocchia<sup>a,b</sup>, D. Spiga<sup>a</sup>

**INFN Sezione di Pisa<sup>a</sup>, Università di Pisa<sup>b</sup>, Scuola Normale Superiore di Pisa<sup>c</sup>, Pisa, Italy**

K. Androsov<sup>a</sup>, P. Azzurri<sup>a</sup>, G. Bagliesi<sup>a</sup>, L. Bianchini<sup>a</sup>, T. Boccali<sup>a</sup>, L. Borrello, R. Castaldi<sup>a</sup>, M. A. Ciocci<sup>a,b</sup>, R. Dell'Orso<sup>a</sup>, G. Fedi<sup>a</sup>, F. Fiori<sup>a,c</sup>, L. Giannini<sup>a,c</sup>, A. Giassi<sup>a</sup>, M. T. Grippo<sup>a</sup>, F. Ligabue<sup>a,c</sup>, E. Manca<sup>a,c</sup>, G. Mandorli<sup>a,c</sup>, A. Messineo<sup>a,b</sup>, F. Palla<sup>a</sup>, A. Rizzi<sup>a,b</sup>, G. Rolandi<sup>29</sup>, P. Spagnolo<sup>a</sup>, R. Tenchini<sup>a</sup>, G. Tonelli<sup>a,b</sup>, A. Venturi<sup>a</sup>, P. G. Verdini<sup>a</sup>

**INFN Sezione di Roma<sup>a</sup>, Sapienza Università di Roma<sup>b</sup>, Rome, Italy**

L. Barone<sup>a,b</sup>, F. Cavallari<sup>a</sup>, M. Cipriani<sup>a,b</sup>, D. Del Re<sup>a,b</sup>, E. Di Marco<sup>a,b</sup>, M. Diemoz<sup>a</sup>, S. Gelli<sup>a,b</sup>, E. Longo<sup>a,b</sup>, B. Marzocchi<sup>a,b</sup>, P. Meridiani<sup>a</sup>, G. Organtini<sup>a,b</sup>, F. Pandolfi<sup>a</sup>, R. Paramatti<sup>a,b</sup>, F. Preiato<sup>a,b</sup>, S. Rahatlou<sup>a,b</sup>, C. Rovelli<sup>a</sup>, F. Santanastasio<sup>a,b</sup>



**INFN Sezione di Torino<sup>a</sup>, Università di Torino<sup>b</sup>, Torino, Italy, Università del Piemonte Orientale<sup>c</sup>, Novara, Italy**  
N. Amapane<sup>a,b</sup>, R. Arcidiacono<sup>a,c</sup>, S. Argiro<sup>a,b</sup>, M. Arneodo<sup>a,c</sup>, N. Bartosik<sup>a</sup>, R. Bellan<sup>a,b</sup>, C. Biino<sup>a</sup>, N. Cartiglia<sup>a</sup>,  
F. Cenna<sup>a,b</sup>, S. Cometti<sup>a</sup>, M. Costa<sup>a,b</sup>, R. Covarelli<sup>a,b</sup>, N. Demaria<sup>a</sup>, B. Kiani<sup>a,b</sup>, C. Mariotti<sup>a</sup>, S. Maselli<sup>a</sup>, E. Migliore<sup>a,b</sup>,  
V. Monaco<sup>a,b</sup>, E. Monteil<sup>a,b</sup>, M. Monteno<sup>a</sup>, M. M. Obertino<sup>a,b</sup>, L. Pacher<sup>a,b</sup>, N. Pastrone<sup>a</sup>, M. Pelliccioni<sup>a</sup>,  
G. L. Pinna Angioni<sup>a,b</sup>, A. Romero<sup>a,b</sup>, M. Ruspa<sup>a,c</sup>, R. Sacchi<sup>a,b</sup>, K. Shchelina<sup>a,b</sup>, V. Sola<sup>a</sup>, A. Solano<sup>a,b</sup>, D. Soldi<sup>a,b</sup>,  
A. Staiano<sup>a</sup>

**INFN Sezione di Trieste<sup>a</sup>, Università di Trieste<sup>b</sup>, Trieste, Italy**  
S. Belforte<sup>a</sup>, V. Candolise<sup>a,b</sup>, M. Casarsa<sup>a</sup>, F. Cossutti<sup>a</sup>, A. Da Rold<sup>a,b</sup>, G. Della Ricca<sup>a,b</sup>, F. Vazzoler<sup>a,b</sup>, A. Zanetti<sup>a</sup>

**Kyungpook National University, Daegu, Korea**

D. H. Kim, G. N. Kim, M. S. Kim, J. Lee, S. Lee, S. W. Lee, C. S. Moon, Y. D. Oh, S. I. Pak, S. Sekmen, D. C. Son,  
Y. C. Yang

**Chonnam National University, Institute for Universe and Elementary Particles, Kwangju, Korea**

H. Kim, D. H. Moon, G. Oh

**Hanyang University, Seoul, Korea**

B. Francois, J. Goh<sup>30</sup>, T. J. Kim

**Korea University, Seoul, Korea**

S. Cho, S. Choi, Y. Go, D. Gyun, S. Ha, B. Hong, Y. Jo, K. Lee, K. S. Lee, S. Lee, J. Lim, S. K. Park, Y. Roh

**Sejong University, Seoul, Korea**

H. S. Kim

**Seoul National University, Seoul, Korea**

J. Almond, J. Kim, J. S. Kim, H. Lee, K. Lee, K. Nam, S. B. Oh, B. C. Radburn-Smith, S. h. Seo, U. K. Yang, H. D. Yoo,  
G. B. Yu

**University of Seoul, Seoul, Korea**

D. Jeon, H. Kim, J. H. Kim, J. S. H. Lee, I. C. Park

**Sungkyunkwan University, Suwon, Korea**

Y. Choi, C. Hwang, J. Lee, I. Yu

**Vilnius University, Vilnius, Lithuania**

V. Dudenas, A. Juodagalvis, J. Vaitkus

**National Centre for Particle Physics, Universiti Malaya, Kuala Lumpur, Malaysia**

I. Ahmed, Z. A. Ibrahim, M. A. B. Md Ali<sup>31</sup>, F. Mohamad Idris<sup>32</sup>, W. A. T. Wan Abdullah, M. N. Yusli, Z. Zolkapli

**Universidad de Sonora (UNISON), Hermosillo, Mexico**

J. F. Benitez, A. Castaneda Hernandez, J. A. Murillo Quijada

**Centro de Investigacion y de Estudios Avanzados del IPN, Mexico City, Mexico**

H. Castilla-Valdez, E. De La Cruz-Burelo, M. C. Duran-Osuna, I. Heredia-De La Cruz<sup>33</sup>, R. Lopez-Fernandez,  
J. Mejia Guisao, R. I. Rabadan-Trejo, M. Ramirez-Garcia, G. Ramirez-Sanchez, R. Reyes-Almanza, A. Sanchez-Hernandez

**Universidad Iberoamericana, Mexico City, Mexico**

S. Carrillo Moreno, C. Oropeza Barrera, F. Vazquez Valencia

**Benemerita Universidad Autonoma de Puebla, Puebla, Mexico**

J. Eysermans, I. Pedraza, H. A. Salazar Ibarguen, C. Uribe Estrada

**Universidad Autónoma de San Luis Potosí, San Luis Potosí, Mexico**

A. Morelos Pineda

**University of Auckland, Auckland, New Zealand**

D. Krofcheck

**University of Canterbury, Christchurch, New Zealand**

S. Bheesette, P. H. Butler

**National Centre for Physics, Quaid-I-Azam University, Islamabad, Pakistan**

A. Ahmad, M. Ahmad, M. I. Asghar, Q. Hassan, H. R. Hoorani, A. Saddique, M. A. Shah, M. Shoaib, M. Waqas

**National Centre for Nuclear Research, Swierk, Poland**

H. Bialkowska, M. Bluj, B. Boimska, T. Frueboes, M. Górski, M. Kazana, M. Szleper, P. Traczyk, P. Zalewski

**Institute of Experimental Physics, Faculty of Physics, University of Warsaw, Warsaw, Poland**

K. Bunkowski, A. Byszuk<sup>34</sup>, K. Doroba, A. Kalinowski, M. Konecki, J. Krolikowski, M. Misiura, M. Olszewski, A. Pyskir, M. Walczak

**Laboratório de Instrumentação e Física Experimental de Partículas, Lisboa, Portugal**

M. Araujo, P. Bargassa, C. Beirão Da Cruz E Silva, A. Di Francesco, P. Faccioli, B. Galinhas, M. Gallinaro, J. Hollar, N. Leonardo, J. Seixas, G. Strong, O. Toldaiev, J. Varela

**Joint Institute for Nuclear Research, Dubna, Russia**

S. Afanasiev, P. Bunin, M. Gavrilenko, I. Golutvin, I. Gorbunov, A. Kamenev, V. Karjavine, A. Lanev, A. Malakhov, V. Matveev<sup>35,36</sup>, P. Moisenz, V. Palichik, V. Perelygin, S. Shmatov, S. Shulha, N. Skatchkov, V. Smirnov, N. Voytishin, A. Zarubin

**Petersburg Nuclear Physics Institute, Gatchina (St. Petersburg), Russia**

V. Golovtsov, Y. Ivanov, V. Kim<sup>37</sup>, E. Kuznetsova<sup>38</sup>, P. Levchenko, V. Murzin, V. Oreshkin, I. Smirnov, D. Sosnov, V. Sulimov, L. Uvarov, S. Vavilov, A. Vorobyev

**Institute for Nuclear Research, Moscow, Russia**

Yu. Andreev, A. Dermenev, S. Gninenko, N. Golubev, A. Karneyeu, M. Kirsanov, N. Krasnikov, A. Pashenkov, D. Tlisov, A. Toropin

**Institute for Theoretical and Experimental Physics, Moscow, Russia**

V. Epshteyn, V. Gavrilov, N. Lychkovskaya, V. Popov, I. Pozdnyakov, G. Safronov, A. Spiridonov, A. Stepenov, V. Stolin, M. Toms, E. Vlasov, A. Zhokin

**Moscow Institute of Physics and Technology, Moscow, Russia**

T. Aushev

**National Research Nuclear University 'Moscow Engineering Physics Institute' (MEPhI), Moscow, Russia**

R. Chistov<sup>39</sup>, M. Danilov<sup>39</sup>, P. Parygin, D. Philippov, S. Polikarpov<sup>39</sup>, E. Tarkovskii

**P.N. Lebedev Physical Institute, Moscow, Russia**

V. Andreev, M. Azarkin, I. Dremin<sup>36</sup>, M. Kirakosyan, A. Terkulov

**Skobeltsyn Institute of Nuclear Physics, Lomonosov Moscow State University, Moscow, Russia**

A. Baskakov, A. Belyaev, E. Boos, V. Bunichev, M. Dubinin<sup>40</sup>, L. Dudko, A. Gribushin, V. Klyukhin, O. Kodolova, I. Lokhtin, I. Miagkov, S. Obraztsov, S. Petrushanko, V. Savrin, A. Snigirev

**Novosibirsk State University (NSU), Novosibirsk, Russia**

A. Barnyakov<sup>41</sup>, V. Blinov<sup>41</sup>, T. Dimova<sup>41</sup>, L. Kardapoltsev<sup>41</sup>, Y. Skovpen<sup>41</sup>

**Institute for High Energy Physics of National Research Centre 'Kurchatov Institute', Protvino, Russia**

I. Azhgirey, I. Bayshev, S. Bitioukov, D. Elumakhov, A. Godizov, V. Kachanov, A. Kalinin, D. Konstantinov, P. Mandrik, V. Petrov, R. Ryutin, S. Slabospitskii, A. Sobol, S. Troshin, N. Tyurin, A. Uzunian, A. Volkov

**National Research Tomsk Polytechnic University, Tomsk, Russia**

A. Babaev, S. Baidali, V. Okhotnikov

**University of Belgrade, Faculty of Physics and Vinca Institute of Nuclear Sciences, Belgrade, Serbia**

P. Adzic<sup>42</sup>, P. Cirkovic, D. Devetak, M. Dordevic, J. Milosevic

**Centro de Investigaciones Energéticas Medioambientales y Tecnológicas (CIEMAT), Madrid, Spain**

J. Alcaraz Maestre, A. Álvarez Fernández, I. Bachiller, M. Barrio Luna, J. A. Brochero Cifuentes, M. Cerrada, N. Colino, B. De La Cruz, A. Delgado Peris, C. Fernandez Bedoya, J. P. Fernández Ramos, J. Flix, M. C. Fouz, O. Gonzalez Lopez, S. Goy Lopez, J. M. Hernandez, M. I. Josa, D. Moran, A. Pérez-Calero Yzquierdo, J. Puerta Pelayo, I. Redondo, L. Romero, M. S. Soares, A. Triossi

**Universidad Autónoma de Madrid, Madrid, Spain**

C. Albajar, J. F. de Trocóniz

**Universidad de Oviedo, Oviedo, Spain**

J. Cuevas, C. Erice, J. Fernandez Menendez, S. Folgueras, I. Gonzalez Caballero, J. R. González Fernández, E. Palencia Cortezon, V. Rodríguez Bouza, S. Sanchez Cruz, P. Vischia, J. M. Vizán García

**Instituto de Física de Cantabria (IFCA), CSIC-Universidad de Cantabria, Santander, Spain**

I. J. Cabrillo, A. Calderon, B. Chazin Quero, J. Duarte Campderros, M. Fernandez, P. J. Fernández Manteca, A. García Alonso, J. Garcia-Ferrero, G. Gomez, A. Lopez Virto, J. Marco, C. Martinez Rivero, P. Martinez Ruiz del Arbol, F. Matorras, J. Piedra Gomez, C. Prieels, T. Rodrigo, A. Ruiz-Jimeno, L. Scodellaro, N. Trevisani, I. Vila, R. Vilar Cortabitarte

**Department of Physics, University of Ruhuna, Matara, Sri Lanka**

N. Wickramage

**CERN, European Organization for Nuclear Research, Geneva, Switzerland**

D. Abbaneo, B. Akgun, E. Auffray, G. Auzinger, P. Baillon, A. H. Ball, D. Barney, J. Bendavid, M. Bianco, A. Bocci, C. Botta, E. Brondolin, T. Camporesi, M. Cepeda, G. Cerminara, E. Chapon, Y. Chen, G. Cucciati, D. d'Enterria, A. Dabrowski, N. Daci, V. Daponte, A. David, A. De Roeck, N. Deelen, M. Dobson, M. Dünser, N. Dupont, A. Elliott-Peisert, P. Everaerts, F. Fallavollita<sup>43</sup>, D. Fasanella, G. Franzoni, J. Fulcher, W. Funk, D. Gigi, A. Gilbert, K. Gill, F. Glege, M. Gruchala, M. Guilbaud, D. Gulhan, J. Hegeman, C. Heidegger, V. Innocente, A. Jafari, P. Janot, O. Karacheban<sup>18</sup>, J. Kieseler, A. Kornmayer, M. Kramer<sup>1</sup>, C. Lange, P. Lecoq, C. Lourenço, L. Malgeri, M. Mannelli, F. Meijers, J. A. Merlin, S. Mersi, E. Meschi, P. Milenov<sup>44</sup>, F. Moortgat, M. Mulders, J. Ngadiuba, S. Nourbakhsh, S. Orfanelli, L. Orsini, F. Pantaleo<sup>15</sup>, L. Pape, E. Perez, M. Peruzzi, A. Petrilli, G. Petrucciani, A. Pfeiffer, M. Pierini, F. M. Pitters, D. Rabaday, A. Racz, T. Reis, M. Rovere, H. Sakulin, C. Schäfer, C. Schwick, M. Seidel, M. Selvaggi, A. Sharma, P. Silva, P. Sphicas<sup>45</sup>, A. Stakia, J. Steggemann, D. Treille, A. Tsiros, V. Veckalns<sup>46</sup>, M. Verzetti, W. D. Zeuner

**Paul Scherrer Institut, Villigen, Switzerland**

L. Caminada<sup>47</sup>, K. Deiters, W. Erdmann, R. Horisberger, Q. Ingram, H. C. Kaestli, D. Kotlinski, U. Langenegger, T. Rohe, S. A. Wiederkehr

**Institute for Particle Physics and Astrophysics (IPA), ETH Zurich, Zurich, Switzerland**

M. Backhaus, L. Bäni, P. Berger, N. Chernyavskaya, G. Dissertori, M. Dittmar, M. Donegà, C. Dorfer, T. A. Gómez Espinosa, C. Grab, D. Hits, T. Klijsma, W. Lustermann, R. A. Manzoni, M. Marionneau, M. T. Meinhard, F. Micheli, P. Musella, F. Nessi-Tedaldi, J. Pata, F. Pauss, G. Perrin, L. Perrozzi, S. Pigazzini, M. Quittnat, C. Reissel, D. Ruini, D. A. Sanz Becerra, M. Schönberger, L. Shchutska, V. R. Tavolaro, K. Theofilatos, M. L. Vesterbacka Olsson, R. Wallny, D. H. Zhu

**Universität Zürich, Zurich, Switzerland**

T. K. Aarrestad, C. AMSler<sup>48</sup>, D. Brzhechko, M. F. Canelli, A. De Cosa, R. Del Burgo, S. Donato, C. Galloni, T. Hreus, B. Kilminster, S. Leontsinis, I. Neutelings, G. Rauco, P. Robmann, D. Salerno, K. Schweiger, C. Seitz, Y. Takahashi, A. Zucchetta

**National Central University, Chung-Li, Taiwan**

Y. H. Chang, K. Y. Cheng, T. H. Doan, R. Khurana, C. M. Kuo, W. Lin, A. Pozdnyakov, S. S. Yu

**National Taiwan University (NTU), Taipei, Taiwan**

P. Chang, Y. Chao, K. F. Chen, P. H. Chen, W.-S. Hou, Arun Kumar, Y. F. Liu, R.-S. Lu, E. Paganis, A. Psallidas, A. Steen

**Chulalongkorn University, Faculty of Science, Department of Physics, Bangkok, Thailand**

B. Asavapibhop, N. Srimanobhas, N. Suwonjandee

**Çukurova University, Physics Department, Science and Art Faculty, Adana, Turkey**

A. Bat, F. Boran, S. Cerci<sup>49</sup>, S. Damarseckin, Z. S. Demiroglu, F. Dolek, C. Dozen, I. Dumanoglu, S. Girgis, G. Gokbulut, Y. Guler, E. Gurpinar, I. Hos<sup>50</sup>, C. Isik, E. E. Kangal<sup>51</sup>, O. Kara, A. Kayis Topaksu, U. Kiminsu, M. Oglakci, G. Onengut, K. Ozdemir<sup>52</sup>, S. Ozturk<sup>53</sup>, B. Tali<sup>49</sup>, U. G. Tok, H. Topakli<sup>53</sup>, S. Turkcappar, I. S. Zorbakir, C. Zorbilmez

**Middle East Technical University, Physics Department, Ankara, Turkey**

B. Isildak<sup>54</sup>, G. Karapinar<sup>55</sup>, M. Yalvac, M. Zeyrek

**Bogazici University, Istanbul, Turkey**

I. O. Atakisi, E. Gülmez, M. Kaya<sup>56</sup>, O. Kaya<sup>57</sup>, S. Ozkorucuklu<sup>58</sup>, S. Tekten, E. A. Yetkin<sup>59</sup>

**Istanbul Technical University, Istanbul, Turkey**

M. N. Agaras, A. Cakir, K. Cankocak, Y. Komurcu, S. Sen<sup>60</sup>

**Institute for Scintillation Materials of National Academy of Science of Ukraine, Kharkov, Ukraine**

B. Grynyov

**National Scientific Center, Kharkov Institute of Physics and Technology, Kharkov, Ukraine**

L. Levchuk

**University of Bristol, Bristol, United Kingdom**

F. Ball, L. Beck, J. J. Brooke, D. Burns, E. Clement, D. Cussans, O. Davignon, H. Flacher, J. Goldstein, G. P. Heath, H. F. Heath, L. Kreczko, D. M. Newbold<sup>61</sup>, S. Paramesvaran, B. Penning, T. Sakuma, D. Smith, V. J. Smith, J. Taylor, A. Titterton

**Rutherford Appleton Laboratory, Didcot, United Kingdom**

K. W. Bell, A. Belyaev<sup>62</sup>, C. Brew, R. M. Brown, D. Cieri, D. J. A. Cockerill, J. A. Coughlan, K. Harder, S. Harper, J. Linacre, E. Olaiya, D. Petyt, C. H. Shepherd-Themistocleous, A. Thea, I. R. Tomalin, T. Williams, W. J. Womersley

**Imperial College, London, United Kingdom**

R. Bainbridge, P. Bloch, J. Borg, S. Breeze, O. Buchmuller, A. Bundock, D. Colling, P. Dauncey, G. Davies, M. Della Negra, R. Di Maria, G. Hall, G. Iles, T. James, M. Komm, C. Laner, L. Lyons, A.-M. Magnan, S. Malik, A. Martelli, J. Nash<sup>63</sup>, A. Nikitenko<sup>7</sup>, V. Palladino, M. Pesaresi, D. M. Raymond, A. Richards, A. Rose, E. Scott, C. Seez, A. Shtipliyski, G. Singh, M. Stoye, T. Strebler, S. Summers, A. Tapper, K. Uchida, T. Virdee<sup>15</sup>, N. Wardle, D. Winterbottom, J. Wright, S. C. Zenz

**Brunel University, Uxbridge, United Kingdom**

J. E. Cole, P. R. Hobson, A. Khan, P. Kyberd, C. K. Mackay, A. Morton, I. D. Reid, L. Teodorescu, S. Zahid

**Baylor University, Waco, USA**

K. Call, J. Dittmann, K. Hatakeyama, H. Liu, C. Madrid, B. McMaster, N. Pastika, C. Smith

**Catholic University of America, Washington DC, USA**

R. Bartek, A. Dominguez

**The University of Alabama, Tuscaloosa, USA**

A. Buccilli, S. I. Cooper, C. Henderson, P. Rumerio, C. West

**Boston University, Boston, USA**

D. Arcaro, T. Bose, D. Gastler, D. Pinna, D. Rankin, C. Richardson, J. Rohlf, L. Sulak, D. Zou

**Brown University, Providence, USA**

G. Benelli, X. Coubez, D. Cutts, M. Hadley, J. Hakala, U. Heintz, J. M. Hogan<sup>64</sup>, K. H. M. Kwok, E. Laird, G. Landsberg, J. Lee, Z. Mao, M. Narain, S. Sagir<sup>65</sup>, R. Syarif, E. Usai, D. Yu

**University of California, Davis, Davis, USA**

R. Band, C. Brainerd, R. Breedon, D. Burns, M. Calderon De La Barca Sanchez, M. Chertok, J. Conway, R. Conway, P. T. Cox, R. Erbacher, C. Flores, G. Funk, W. Ko, O. Kukral, R. Lander, M. Mulhearn, D. Pellett, J. Pilot, S. Shalhout, M. Shi, D. Stolp, D. Taylor, K. Tos, M. Tripathi, Z. Wang, F. Zhang

**University of California, Los Angeles, USA**

M. Bachtis, C. Bravo, R. Cousins, A. Dasgupta, A. Florent, J. Hauser, M. Ignatenko, N. Mccoll, S. Regnard, D. Saltzberg, C. Schnaible, V. Valuev

**University of California, Riverside, Riverside, USA**

E. Bouvier, K. Burt, R. Clare, J. W. Gary, S. M. A. Ghiasi Shirazi, G. Hanson, G. Karapostoli, E. Kennedy, F. Lacroix, O. R. Long, M. Olmedo Negrete, M. I. Paneva, W. Si, L. Wang, H. Wei, S. Wimpenny, B. R. Yates

**University of California, San Diego, La Jolla, USA**

J. G. Branson, P. Chang, S. Cittolin, M. Derdzinski, R. Gerosa, D. Gilbert, B. Hashemi, A. Holzner, D. Klein, G. Kole, V. Krutelyov, J. Letts, M. Masciovecchio, D. Olivito, S. Padhi, M. Pieri, M. Sani, V. Sharma, S. Simon, M. Tadel, A. Vartak, S. Wasserbaech<sup>66</sup>, J. Wood, F. Würthwein, A. Yagil, G. Zevi Della Porta

**Department of Physics, University of California, Santa Barbara, Santa Barbara, USA**

N. Amin, R. Bhandari, J. Bradmiller-Feld, C. Campagnari, M. Citron, A. Dishaw, V. Dutta, M. Franco Sevilla, L. Gouskos, R. Heller, J. Incandela, A. Ovcharova, H. Qu, J. Richman, D. Stuart, I. Suarez, S. Wang, J. Yoo

**California Institute of Technology, Pasadena, USA**

D. Anderson, A. Bornheim, J. M. Lawhorn, N. Lu, H. B. Newman, T. Q. Nguyen, M. Spiropulu, J. R. Vlimant, R. Wilkinson, S. Xie, Z. Zhang, R. Y. Zhu

**Carnegie Mellon University, Pittsburgh, USA**

M. B. Andrews, T. Ferguson, T. Mudholkar, M. Paulini, M. Sun, I. Vorobiev, M. Weinberg

**University of Colorado Boulder, Boulder, USA**

J. P. Cumalat, W. T. Ford, F. Jensen, A. Johnson, M. Krohn, E. MacDonald, T. Mulholland, R. Patel, A. Perloff, K. Stenson, K. A. Ulmer, S. R. Wagner

**Cornell University, Ithaca, USA**

J. Alexander, J. Chaves, Y. Cheng, J. Chu, A. Datta, K. Mcdermott, N. Mirman, J. R. Patterson, D. Quach, A. Rinkevicius, A. Ryd, L. Skinnari, L. Soffi, S. M. Tan, Z. Tao, J. Thom, J. Tucker, P. Wittich, M. Zientek

**Fermi National Accelerator Laboratory, Batavia, USA**

S. Abdullin, M. Albrow, M. Alyari, G. Apollinari, A. Apresyan, A. Apyan, S. Banerjee, L. A. T. Bauerdick, A. Beretvas, J. Berryhill, P. C. Bhat, K. Burkett, J. N. Butler, A. Canepa, G. B. Cerati, H. W. K. Cheung, F. Chlebana, M. Cremonesi, J. Duarte, V. D. Elvira, J. Freeman, Z. Gecse, E. Gottschalk, L. Gray, D. Green, S. Grünendahl, O. Gutsche, J. Hanlon, R. M. Harris, S. Hasegawa, J. Hirschauer, Z. Hu, B. Jayatilaka, S. Jindariani, M. Johnson, U. Joshi, B. Klima, M. J. Kortelainen, B. Kreis, S. Lammel, D. Lincoln, R. Lipton, M. Liu, T. Liu, J. Lykken, K. Maeshima, J. M. Marraffino, D. Mason, P. McBride, P. Merkel, S. Mrenna, S. Nahn, V. O'Dell, K. Pedro, C. Pena, O. Prokofyev, G. Rakness, L. Ristori, A. Savoy-Navarro<sup>67</sup>, B. Schneider, E. Sexton-Kennedy, A. Soha, W. J. Spalding, L. Spiegel, S. Stoynev, J. Strait, N. Strobbe, L. Taylor, S. Tkaczyk, N. V. Tran, L. Uplegger, E. W. Vaandering, C. Vernieri, M. Verzocchi, R. Vidal, M. Wang, H. A. Weber, A. Whitbeck

**University of Florida, Gainesville, USA**

D. Acosta, P. Avery, P. Bortignon, D. Bourilkov, A. Brinkerhoff, L. Cadamuro, A. Carnes, D. Curry, R. D. Field, S. V. Gleyzer, B. M. Joshi, J. Konigsberg, A. Korytov, K. H. Lo, P. Ma, K. Matchev, H. Mei, G. Mitselmakher, D. Rosenzweig, K. Shi, D. Sperka, J. Wang, S. Wang, X. Zuo

**Florida International University, Miami, USA**

Y. R. Joshi, S. Linn

**Florida State University, Tallahassee, USA**

A. Ackert, T. Adams, A. Askew, S. Hagopian, V. Hagopian, K. F. Johnson, T. Kolberg, G. Martinez, T. Perry, H. Prosper, A. Saha, C. Schiber, R. Yohay

**Florida Institute of Technology, Melbourne, USA**

M. M. Baarmand, V. Bhopatkar, S. Colafranceschi, M. Hohmann, D. Noonan, M. Rahmani, T. Roy, F. Yumiceva



**University of Illinois at Chicago (UIC), Chicago, USA**

M. R. Adams, L. Apanasevich, D. Berry, R. R. Betts, R. Cavanaugh, X. Chen, S. Dittmer, O. Evdokimov, C. E. Gerber, D. A. Hangal, D. J. Hofman, K. Jung, J. Kamin, C. Mills, I. D. Sandoval Gonzalez, M. B. Tonjes, H. Trauger, N. Varelas, H. Wang, X. Wang, Z. Wu, J. Zhang

**The University of Iowa, Iowa City, USA**

M. Alhusseini, B. Bilki<sup>68</sup>, W. Clarida, K. Dilsiz<sup>69</sup>, S. Durgut, R. P. Gandrajula, M. Haytmyradov, V. Khristenko, J.-P. Merlo, A. Mestvirishvili, A. Moeller, J. Nachtman, H. Ogul<sup>70</sup>, Y. Onel, F. Ozok<sup>71</sup>, A. Penzo, C. Snyder, E. Tiras, J. Wetzel

**Johns Hopkins University, Baltimore, USA**

B. Blumenfeld, A. Cocoros, N. Eminizer, D. Fehling, L. Feng, A. V. Gritsan, W. T. Hung, P. Maksimovic, J. Roskes, U. Sarica, M. Swartz, M. Xiao, C. You

**The University of Kansas, Lawrence, USA**

A. Al-bataineh, P. Baringer, A. Bean, S. Boren, J. Bowen, A. Bylinkin, J. Castle, S. Khalil, A. Kropivnitskaya, D. Majumder, W. Mcbrayer, M. Murray, C. Rogan, S. Sanders, E. Schmitz, J. D. Tapia Takaki, Q. Wang

**Kansas State University, Manhattan, USA**

S. Duric, A. Ivanov, K. Kaadze, D. Kim, Y. Maravin, D. R. Mendis, T. Mitchell, A. Modak, A. Mohammadi, L. K. Saini, N. Skhirtladze

**Lawrence Livermore National Laboratory, Livermore, USA**

F. Rebassoo, D. Wright

**University of Maryland, College Park, USA**

A. Baden, O. Baron, A. Belloni, S. C. Eno, Y. Feng, C. Ferraioli, N. J. Hadley, S. Jabeen, G. Y. Jeng, R. G. Kellogg, J. Kunkle, A. C. Mignerey, S. Nabili, F. Ricci-Tam, Y. H. Shin, A. Skuja, S. C. Tonwar, K. Wong

**Massachusetts Institute of Technology, Cambridge, USA**

D. Abercrombie, B. Allen, V. Azzolini, A. Baty, G. Bauer, R. Bi, S. Brandt, W. Busza, I. A. Cali, M. D'Alfonso, Z. Demiragli, G. Gomez Ceballos, M. Goncharov, P. Harris, D. Hsu, M. Hu, Y. Iiyama, G. M. Innocenti, M. Klute, D. Kovalskyi, Y.-J. Lee, P. D. Luckey, B. Maier, A. C. Marini, C. McGinn, C. Mironov, S. Narayanan, X. Niu, C. Paus, C. Roland, G. Roland, G. S. F. Stephans, K. Sumorok, K. Tatar, D. Velicanu, J. Wang, T. W. Wang, B. Wyslouch, S. Zhaozhong

**University of Minnesota, Minneapolis, USA**

A. C. Benvenuti<sup>†</sup>, R. M. Chatterjee, A. Evans, P. Hansen, J. Hiltbrand, Sh. Jain, S. Kalafut, Y. Kubota, Z. Lesko, J. Mans, N. Ruckstuhl, R. Rusack, M. A. Wadud

**University of Mississippi, Oxford, USA**

J. G. Acosta, S. Oliveros

**University of Nebraska-Lincoln, Lincoln, USA**

E. Avdeeva, K. Bloom, D. R. Claes, C. Fangmeier, F. Golf, R. Gonzalez Suarez, R. Kamalieddin, I. Kravchenko, J. Monroy, J. E. Siado, G. R. Snow, B. Stieger

**State University of New York at Buffalo, Buffalo, USA**

A. Godshalk, C. Harrington, I. Iashvili, A. Kharchilava, C. Mclean, D. Nguyen, A. Parker, S. Rappoccio, B. Roobahani

**Northeastern University, Boston, USA**

G. Alverson, E. Barberis, C. Freer, Y. Haddad, A. Hortiangtham, D. M. Morse, T. Orimoto, R. Teixeira De Lima, T. Wamorkar, B. Wang, A. Wisecarver, D. Wood

**Northwestern University, Evanston, USA**

S. Bhattacharya, J. Bueghly, O. Charaf, K. A. Hahn, N. Mucia, N. Odell, M. H. Schmitt, K. Sung, M. Trovato, M. Velasco

**University of Notre Dame, Notre Dame, USA**

R. Bucci, N. Dev, M. Hildreth, K. Hurtado Anampa, C. Jessop, D. J. Karmgard, N. Kellams, K. Lannon, W. Li, N. Loukas, N. Marinelli, F. Meng, C. Mueller, Y. Musienko<sup>35</sup>, M. Planer, A. Reinsvold, R. Ruchti, P. Siddireddy, G. Smith, S. Taroni, M. Wayne, A. Wightman, M. Wolf, A. Woodard

**The Ohio State University, Columbus, USA**

J. Alimena, L. Antonelli, B. Bylsma, L. S. Durkin, S. Flowers, B. Francis, C. Hill, W. Ji, T. Y. Ling, W. Luo, B. L. Winer

**Princeton University, Princeton, USA**

S. Cooperstein, P. Elmer, J. Hardenbrook, S. Higginbotham, A. Kalogeropoulos, D. Lange, M. T. Lucchini, J. Luo, D. Marlow, K. Mei, I. Ojalvo, J. Olsen, C. Palmer, P. Piroué, J. Salfeld-Nebgen, D. Stickland, C. Tully

**University of Puerto Rico, Mayaguez, USA**

S. Malik, S. Norberg

**Purdue University, West Lafayette, USA**

A. Barker, V. E. Barnes, S. Das, L. Gutay, M. Jones, A. W. Jung, A. Khatiwada, B. Mahakud, D. H. Miller, N. Neumeister, C. C. Peng, S. Piperov, H. Qiu, J. F. Schulte, J. Sun, F. Wang, R. Xiao, W. Xie

**Purdue University Northwest, Hammond, USA**

T. Cheng, J. Dolen, N. Parashar

**Rice University, Houston, USA**

Z. Chen, K. M. Ecklund, S. Freed, F. J. M. Geurts, M. Kilpatrick, W. Li, B. P. Padley, J. Roberts, J. Rorie, W. Shi, Z. Tu, A. Zhang

**University of Rochester, Rochester, USA**

A. Bodek, P. de Barbaro, R. Demina, Y. t. Duh, J. L. Dulemba, C. Fallon, T. Ferbel, M. Galanti, A. Garcia-Bellido, J. Han, O. Hindrichs, A. Khukhunaishvili, E. Ranken, P. Tan, R. Taus

**Rutgers, The State University of New Jersey, Piscataway, USA**

A. Agapitos, J. P. Chou, Y. Gershtein, E. Halkiadakis, A. Hart, M. Heindl, E. Hughes, S. Kaplan, R. Kunnawalkam Elayavalli, S. Kyriacou, A. Lath, R. Montalvo, K. Nash, M. Osherson, H. Saka, S. Salur, S. Schnetzer, D. Sheffield, S. Somalwar, R. Stone, S. Thomas, P. Thomassen, M. Walker

**University of Tennessee, Knoxville, USA**

A. G. Delannoy, J. Heideman, G. Riley, S. Spanier

**Texas A & M University, College Station, USA**

O. Bouhali<sup>72</sup>, A. Celik, M. Dalchenko, M. De Mattia, A. Delgado, S. Dildick, R. Eusebi, J. Gilmore, T. Huang, T. Kamon<sup>73</sup>, S. Luo, R. Mueller, D. Overton, L. Perniè, D. Rathjens, A. Safonov

**Texas Tech University, Lubbock, USA**

N. Akchurin, J. Damgov, F. De Guio, P. R. Duerdo, S. Kunori, K. Lamichhane, S. W. Lee, T. Mengke, S. Muthumuni, T. Peltola, S. Undleeb, I. Volobouev, Z. Wang

**Vanderbilt University, Nashville, USA**

S. Greene, A. Gurrola, R. Janjam, W. Johns, C. Maguire, A. Melo, H. Ni, K. Padeken, J. D. Ruiz Alvarez, P. Sheldon, S. Tuo, J. Velkovska, M. Verweij, Q. Xu

**University of Virginia, Charlottesville, USA**

M. W. Arenton, P. Barria, B. Cox, R. Hirosky, M. Joyce, A. Ledovskoy, H. Li, C. Neu, T. Sinthuprasith, Y. Wang, E. Wolfe, F. Xia

**Wayne State University, Detroit, USA**

R. Harr, P. E. Karchin, N. Poudyal, J. Sturdy, P. Thapa, S. Zaleski

**University of Wisconsin-Madison, Madison, WI, USA**

M. Brodski, J. Buchanan, C. Caillol, D. Carlsmith, S. Dasu, I. De Bruyn, L. Dodd, B. Gomber, M. Grothe, M. Herndon, A. Hervé, U. Hussain, P. Klabbers, A. Lanaro, K. Long, R. Loveless, T. Ruggles, A. Savin, V. Sharma, N. Smith, W. H. Smith, N. Woods

**† Deceased**

- 1: Also at Vienna University of Technology, Vienna, Austria
- 2: Also at IRFU, CEA, Université Paris-Saclay, Gif-sur-Yvette, France
- 3: Also at Universidade Estadual de Campinas, Campinas, Brazil
- 4: Also at Federal University of Rio Grande do Sul, Porto Alegre, Brazil
- 5: Also at Université Libre de Bruxelles, Bruxelles, Belgium
- 6: Also at University of Chinese Academy of Sciences, Beijing, China
- 7: Also at Institute for Theoretical and Experimental Physics, Moscow, Russia
- 8: Also at Joint Institute for Nuclear Research, Dubna, Russia
- 9: Also at Suez University, Suez, Egypt
- 10: Now at British University in Egypt, Cairo, Egypt
- 11: Also at Zewail City of Science and Technology, Zewail, Egypt
- 12: Also at Department of Physics, King Abdulaziz University, Jeddah, Saudi Arabia
- 13: Also at Université de Haute Alsace, Mulhouse, France
- 14: Also at Skobeltsyn Institute of Nuclear Physics, Lomonosov Moscow State University, Moscow, Russia
- 15: Also at CERN, European Organization for Nuclear Research, Geneva, Switzerland
- 16: Also at RWTH Aachen University, III. Physikalisches Institut A, Aachen, Germany
- 17: Also at University of Hamburg, Hamburg, Germany
- 18: Also at Brandenburg University of Technology, Cottbus, Germany
- 19: Also at MTA-ELTE Lendület CMS Particle and Nuclear Physics Group, Eötvös Loránd University, Budapest, Hungary
- 20: Also at Institute of Nuclear Research ATOMKI, Debrecen, Hungary
- 21: Also at Institute of Physics, University of Debrecen, Debrecen, Hungary
- 22: Also at Indian Institute of Technology Bhubaneswar, Bhubaneswar, India
- 23: Also at Institute of Physics, Bhubaneswar, India
- 24: Also at Shoolini University, Solan, India
- 25: Also at University of Visva-Bharati, Santiniketan, India
- 26: Also at Isfahan University of Technology, Isfahan, Iran
- 27: Also at Plasma Physics Research Center, Science and Research Branch, Islamic Azad University, Tehran, Iran
- 28: Also at Università degli Studi di Siena, Siena, Italy
- 29: Also at Scuola Normale e Sezione dell'INFN, Pisa, Italy
- 30: Also at Kyunghee University, Seoul, Korea
- 31: Also at International Islamic University of Malaysia, Kuala Lumpur, Malaysia
- 32: Also at Malaysian Nuclear Agency, MOSTI, Kajang, Malaysia
- 33: Also at Consejo Nacional de Ciencia y Tecnología, Mexico City, Mexico
- 34: Also at Warsaw University of Technology, Institute of Electronic Systems, Warsaw, Poland
- 35: Also at Institute for Nuclear Research, Moscow, Russia
- 36: Now at National Research Nuclear University 'Moscow Engineering Physics Institute' (MEPhI), Moscow, Russia
- 37: Also at St. Petersburg State Polytechnical University, St. Petersburg, Russia
- 38: Also at University of Florida, Gainesville, USA
- 39: Also at P.N. Lebedev Physical Institute, Moscow, Russia
- 40: Also at California Institute of Technology, Pasadena, USA
- 41: Also at Budker Institute of Nuclear Physics, Novosibirsk, Russia
- 42: Also at Faculty of Physics, University of Belgrade, Belgrade, Serbia
- 43: Also at INFN Sezione di Pavia<sup>a</sup>, Università di Pavia<sup>b</sup>, Pavia, Italy
- 44: Also at University of Belgrade, Faculty of Physics and Vinca Institute of Nuclear Sciences, Belgrade, Serbia
- 45: Also at National and Kapodistrian University of Athens, Athens, Greece
- 46: Also at Riga Technical University, Riga, Latvia
- 47: Also at Universität Zürich, Zurich, Switzerland

- 48: Also at Stefan Meyer Institute for Subatomic Physics (SMI), Vienna, Austria  
49: Also at Adiyaman University, Adiyaman, Turkey  
50: Also at Istanbul Aydin University, Istanbul, Turkey  
51: Also at Mersin University, Mersin, Turkey  
52: Also at Piri Reis University, Istanbul, Turkey  
53: Also at Gaziosmanpasa University, Tokat, Turkey  
54: Also at Ozyegin University, Istanbul, Turkey  
55: Also at Izmir Institute of Technology, Izmir, Turkey  
56: Also at Marmara University, Istanbul, Turkey  
57: Also at Kafkas University, Kars, Turkey  
58: Also at Istanbul University, Faculty of Science, Istanbul, Turkey  
59: Also at Istanbul Bilgi University, Istanbul, Turkey  
60: Also at Hacettepe University, Ankara, Turkey  
61: Also at Rutherford Appleton Laboratory, Didcot, United Kingdom  
62: Also at School of Physics and Astronomy, University of Southampton, Southampton, United Kingdom  
63: Also at Monash University, Faculty of Science, Clayton, Australia  
64: Also at Bethel University, St. Paul, USA  
65: Also at Karamanoğlu Mehmetbey University, Karaman, Turkey  
66: Also at Utah Valley University, Orem, USA  
67: Also at Purdue University, West Lafayette, USA  
68: Also at Beykent University, Istanbul, Turkey  
69: Also at Bingol University, Bingol, Turkey  
70: Also at Sinop University, Sinop, Turkey  
71: Also at Mimar Sinan University, Istanbul, Istanbul, Turkey  
72: Also at Texas A&M University at Qatar, Doha, Qatar  
73: Also at Kyungpook National University, Daegu, Korea