



Correction to: Effect of taping on scapular kinematics of patients with facioscapulothoracic muscular dystrophy

Cevher Savcun Demirci¹ · Özge Onursal Kılınç² · Taha İbrahim Yıldız² · Ender Ayvat² · Fatma Ayvat² · Elif Turgut² · İrem Düzgün² · Sibel Aksu Yıldırım² · Muhammed Kılınç²

Published online: 10 May 2019

© Fondazione Società Italiana di Neurologia 2019

Correction to: Neurological Sciences 2019

<https://doi.org/10.1007/s10072-019-03846-y>

The published version of this article unfortunately contained a mistake in Fig. 2. Only one graphic of different movement of scapula was published instead of three. The Figure is corrected here.

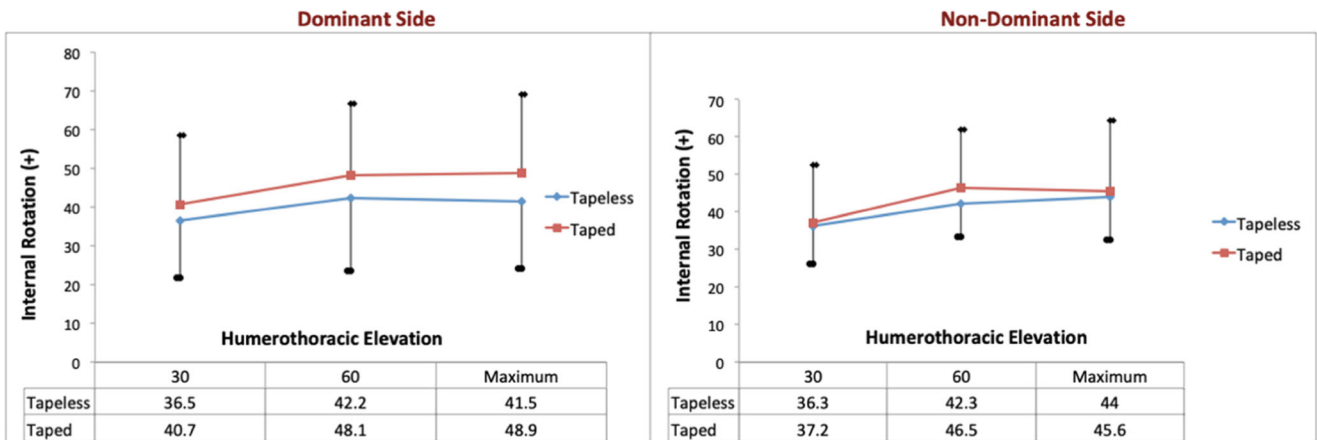
Publisher's note Springer Nature remains neutral with regard to jurisdictional claims in published maps and institutional affiliations.

The online version of the original article can be found at <https://doi.org/10.1007/s10072-019-03846-y>

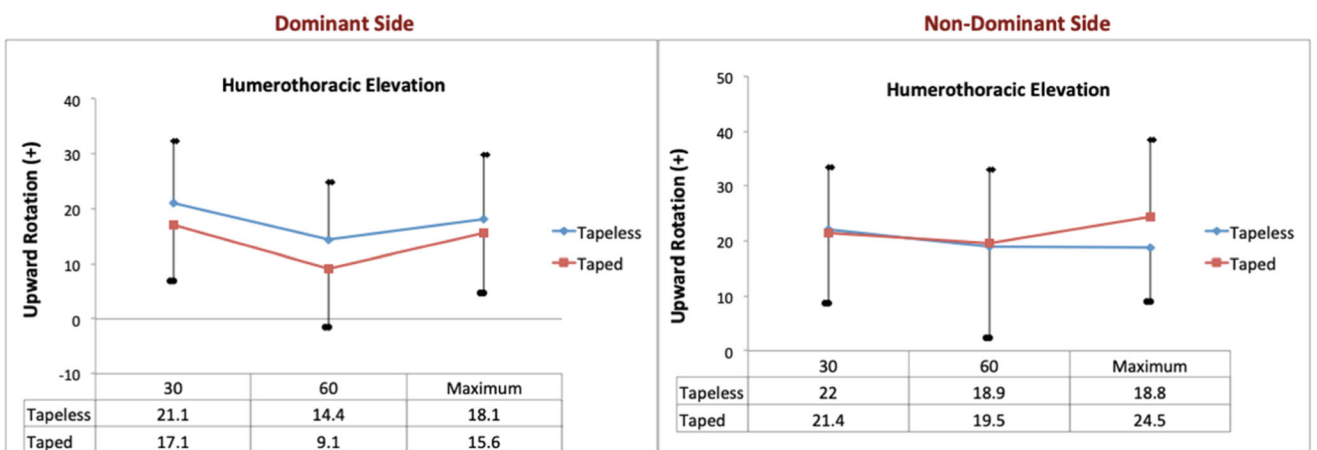
✉ Cevher Savcun Demirci
cevhersavcun@hotmail.com

¹ Faculty of Health Sciences, Department of Physiotherapy and Rehabilitation, Kırıkkale University, Kırıkkale, Turkey

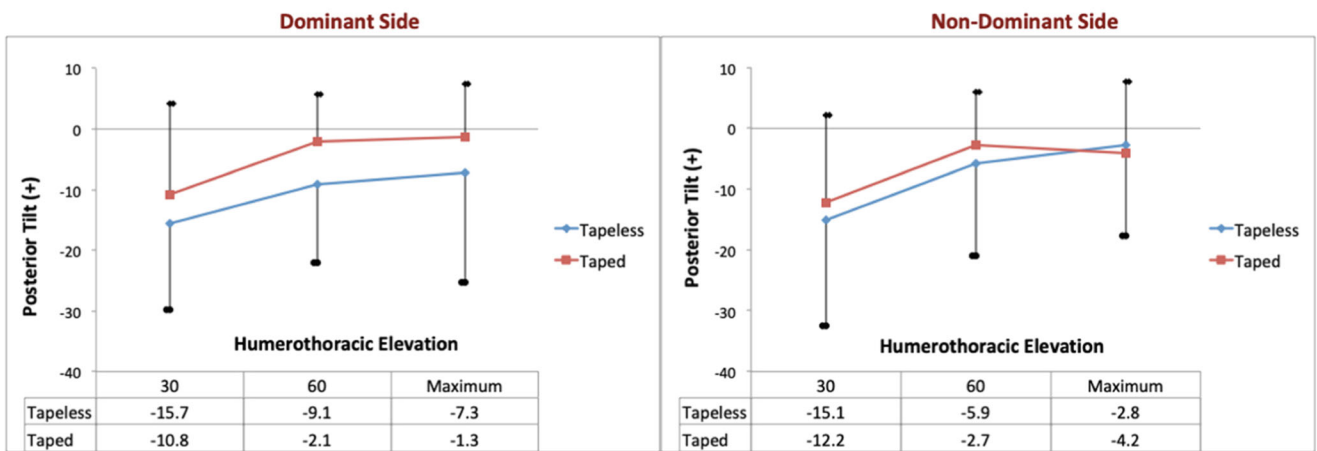
² Faculty of Physical Therapy and Rehabilitation, Hacettepe University, Ankara, Turkey



Scapular internal rotation with and without taping



Scapular upward rotation with and without taping



Scapular posterior tilt with and without taping

Fig. 2 Scapular internal/external rotation, upward/downward rotation, and anterior/posterior tilt during dominant and non-dominant side shoulder elevation of patients with FSHMD (with and without taping)